



Attachments

Ordinary Council Meeting

To be held on
Wednesday, 25 October 2017 at 5.00pm



**Monthly
Financial Reports**
Management Statements

**For the period ended
31st August 2017**

Shire of Donnybrook-Balingup

Monthly Report to Council

TABLE OF CONTENTS

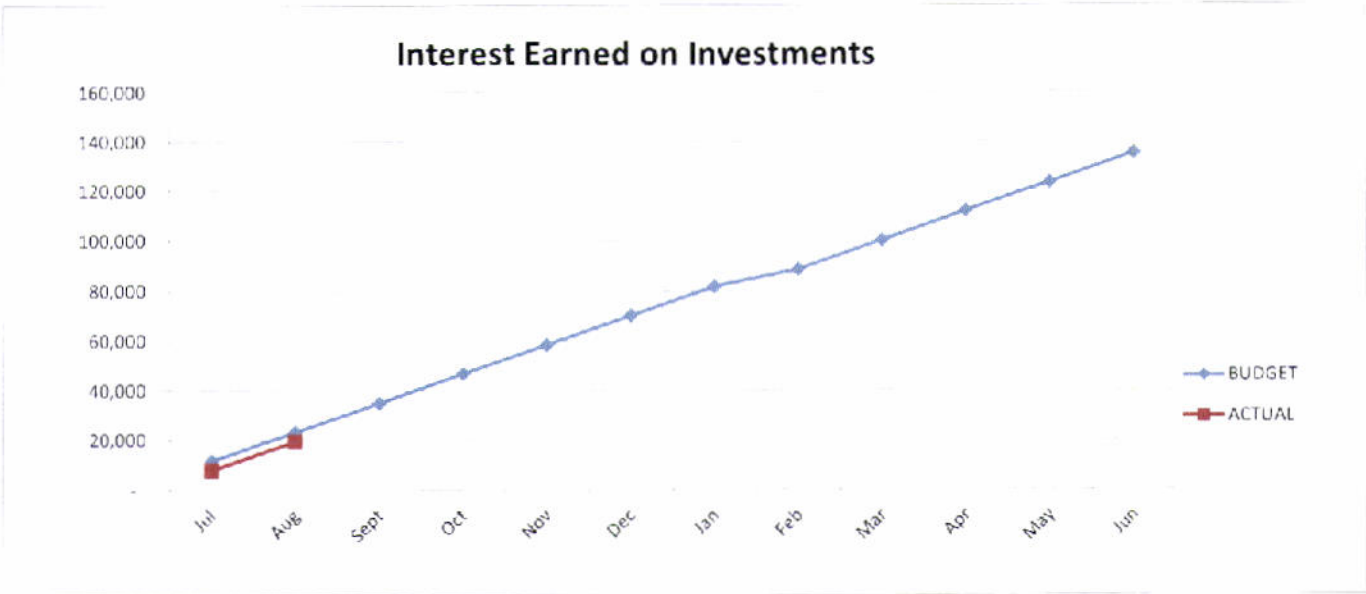
<u>FINANCIAL STATEMENTS</u>	Page
1) Graphical Presentation of Key Financial Data	2 - 6
2) Operating Statement (by Program)	7
3) Operating Statement (by Nature & Type)	8 - 11
4) Statement of Financial Activity	12
5) Variance Reports	N/A
6) Summary of Financial Activity - Cash	13 - 14
7) Notes - Financial Statement	15 - 23
8) Capital Works Program (Appendix A)	24 - 26
9) Works Costing Report	N/A
10) Asset Disposal Schedule	27
11) Schedule of Investments held	28
12) Spread of Investments	29
13) Summary of Bank Reconciliation	30
14) Percentage of Rates Collected to Date	N/A

Shire of Donnybrook / Balingup
Graphical Presentation of Key Financial Data
For Period ended 31st August 2017

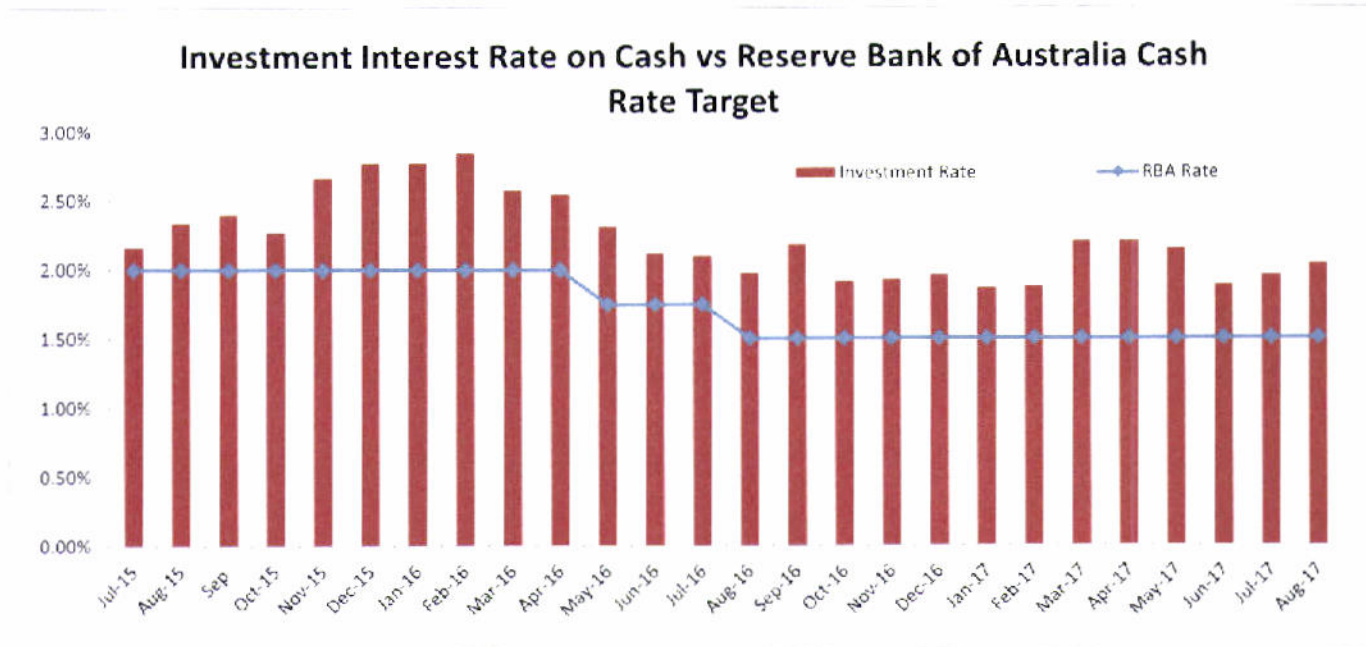
* **Cash & Investments**

As at reporting date total interest earnings on Shire Municipal and Reserve Funds are:

	YTD Actual	YTD Budget
Municipal Fund:	\$ 4,418	\$ 10,834
Reserve Fund:	\$ 15,102	\$ 12,524
	\$ 19,519	\$ 23,358



The following graph compares the Shire's interest rate earned on investments against the Reserve Bank's reference rate. Council has continued to maintain a return above the RBA cash target rate

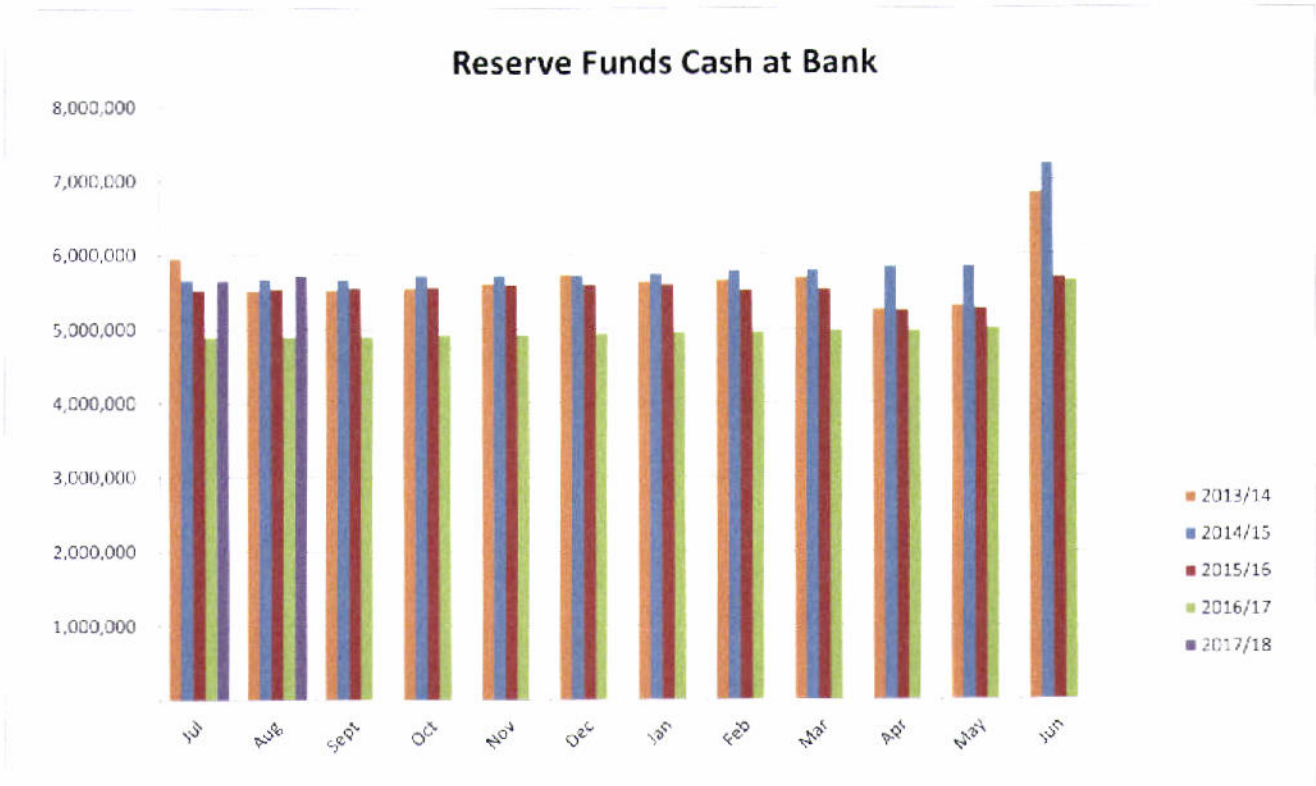
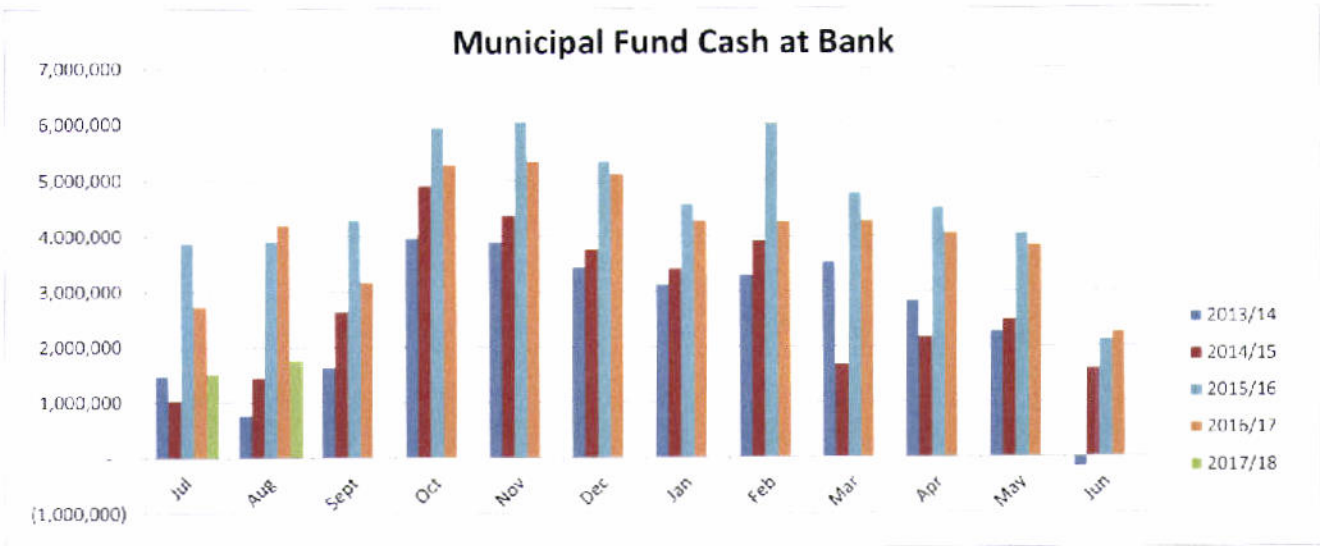


Shire of Donnybrook / Balingup
Graphical Presentation of Key Financial Data
For Period ended 31st August 2017

* **Cash & Investments**

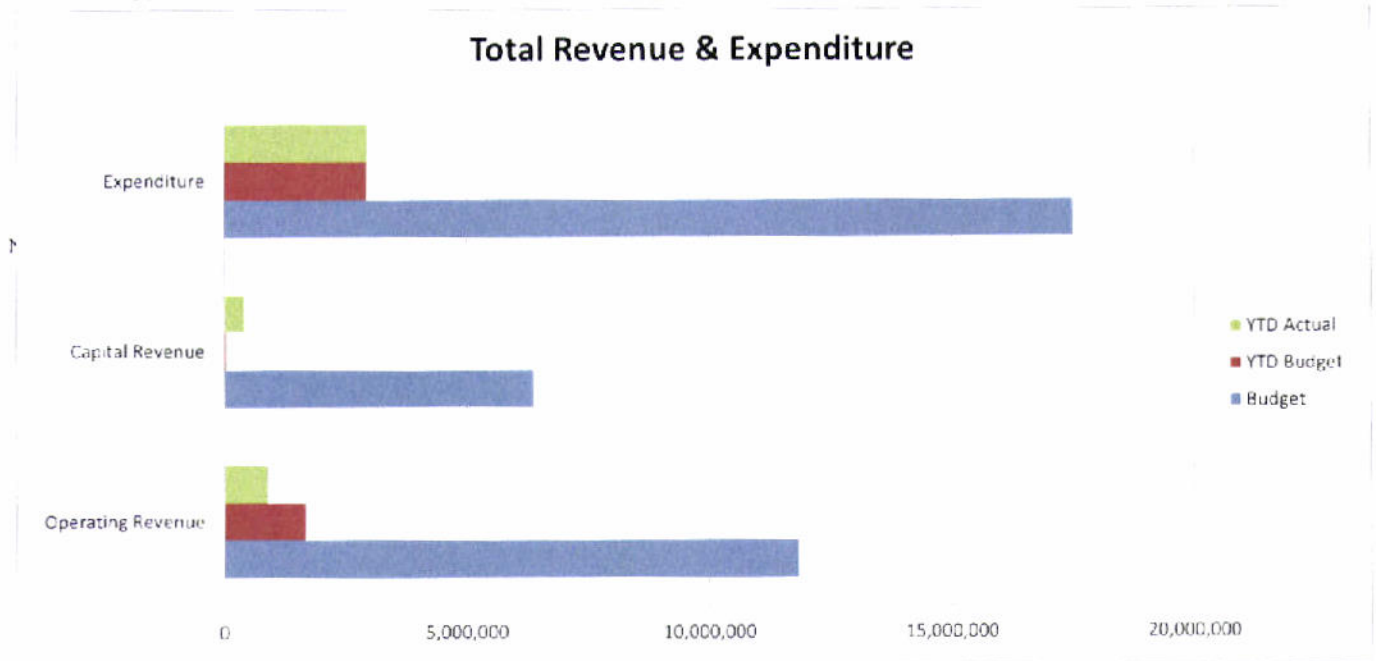
As at reporting date, the Shire's Municipal Bank fund shows a reconciled balance of \$1,524,658.54. This includes investments held by the Shire of \$1,764,949.48

Municipal Investment Funds total	\$	14,032
Restricted Funds total	\$	-
Municipal Fund Cash at Bank total	\$	1,750,918
Reserve Funds Cash at Bank	\$	5,722,078
	\$	7,487,027



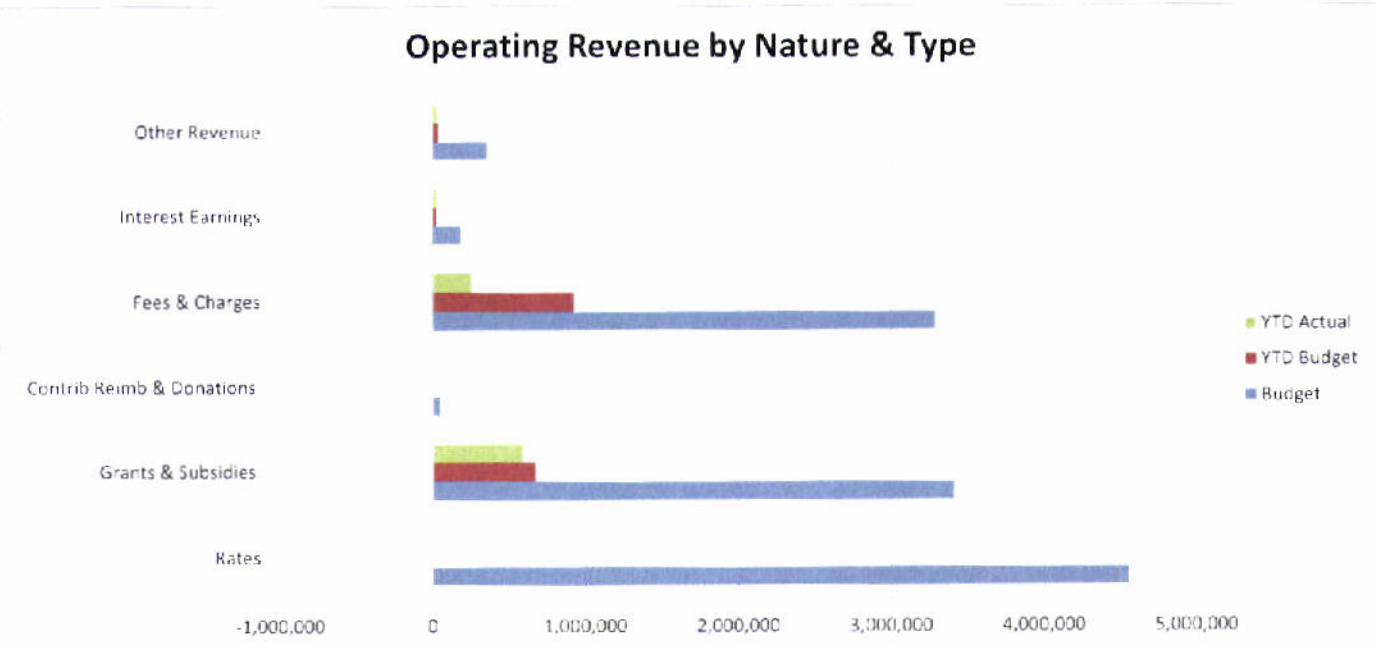
Shire of Donnybrook / Balingup
Graphical Presentation of Key Financial Data
For Period ended 31st August 2017

Nature & Type Reporting



Total Revenue & Expenditure	Budget	YTD Budget	YTD Actual
Operating Revenue	11,851,073	1,668,450	911,210
Capital Revenue	6,366,810	33,750	418,560
Expenditure	17,497,128	2,935,572	2,954,467

A further detailed analysis of total operating revenue, capital revenue and expenditures is provided via the various nature and type subsections listed below:



Operating Revenue by Nature & Type	Budget	YTD Budget	YTD Actual	YTD Variance
Rates	4,555,822	-168	0	-100.00
Grants & Subsidies	3,413,363	677,940	591,895	-12.69
Contrib Reimb & Donations	52,980	1,030	11,544	1020.76
Fees & Charges	3,288,132	921,908	256,947	-72.13
Interest Earnings	186,541	26,306	23,945	-8.97
Other Revenue	354,235	41,434	26,879	-35.13
Total	11,851,073	1,668,450	911,210	