



Monthly
Financial Reports
Management Statements

For the period ended
30th April 2017

Shire of Donnybrook-Balingup

Monthly Report to Council

TABLE OF CONTENTS

<u>FINANCIAL STATEMENTS</u>	Page
1) Graphical Presentation of Key Financial Data	2 - 6
2) Operating Statement (by Program)	7
3) Operating Statement (by Nature & Type)	8 - 11
4) Statement of Financial Activity	12
5) Variance Reports	13 - 15
6) Summary of Financial Activity - Cash	16 - 17
7) Notes - Financial Statement	18 - 27
8) Capital Works Program (Appendix A)	28 - 30
9) Works Costing Report	31 - 32
10) Asset Disposal Schedule	33
11) Schedule of Investments held	34
12) Spread of Investments	35
13) Summary of Bank Reconciliation	36
14) Percentage of Rates Collected to Date	37

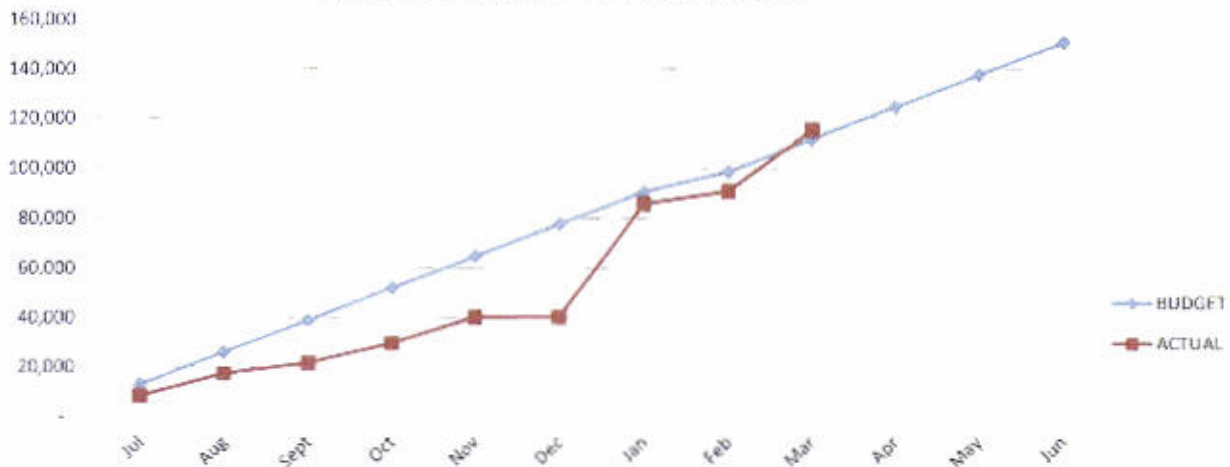
Shire of Donnybrook / Balingup
Graphical Presentation of Key Financial Data
For Period ended 30th April 2017

Cash & Investments

As at reporting date total interest earnings on Shire Municipal and Reserve Funds are:

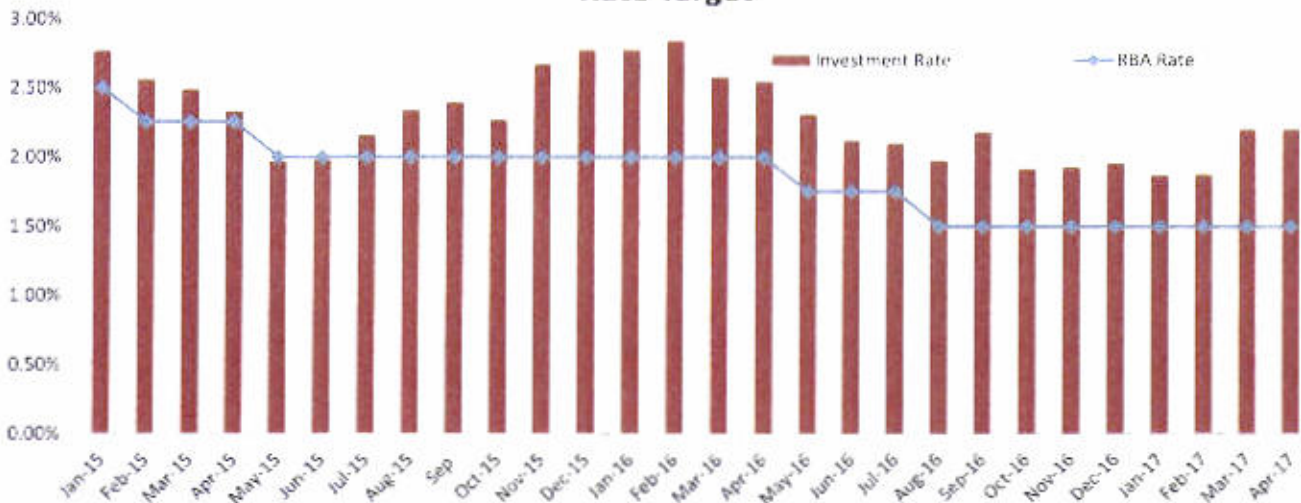
	YTD Actual	YTD Budget
Municipal Fund:	\$ 45,065	\$ 49,170
Reserve Fund:	\$ 81,281	\$ 75,440
	<u>\$ 126,346</u>	<u>\$ 124,610</u>

Interest Earned on Investments



The following graph compares the Shire's interest rate earned on investments against the Reserve Bank's reference rate. Council has continued to maintain a return above the RBA cash target rate.

Investment Interest Rate on Cash vs Reserve Bank of Australia Cash Rate Target



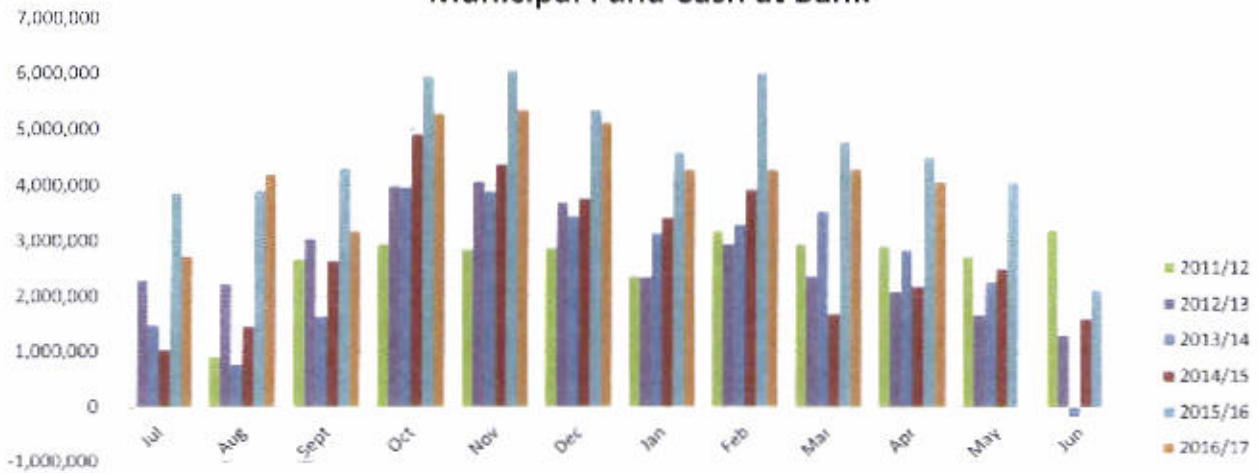
Shire of Donnybrook / Balingup
Graphical Presentation of Key Financial Data
For Period ended 30th April 2017

*** Cash & Investments**

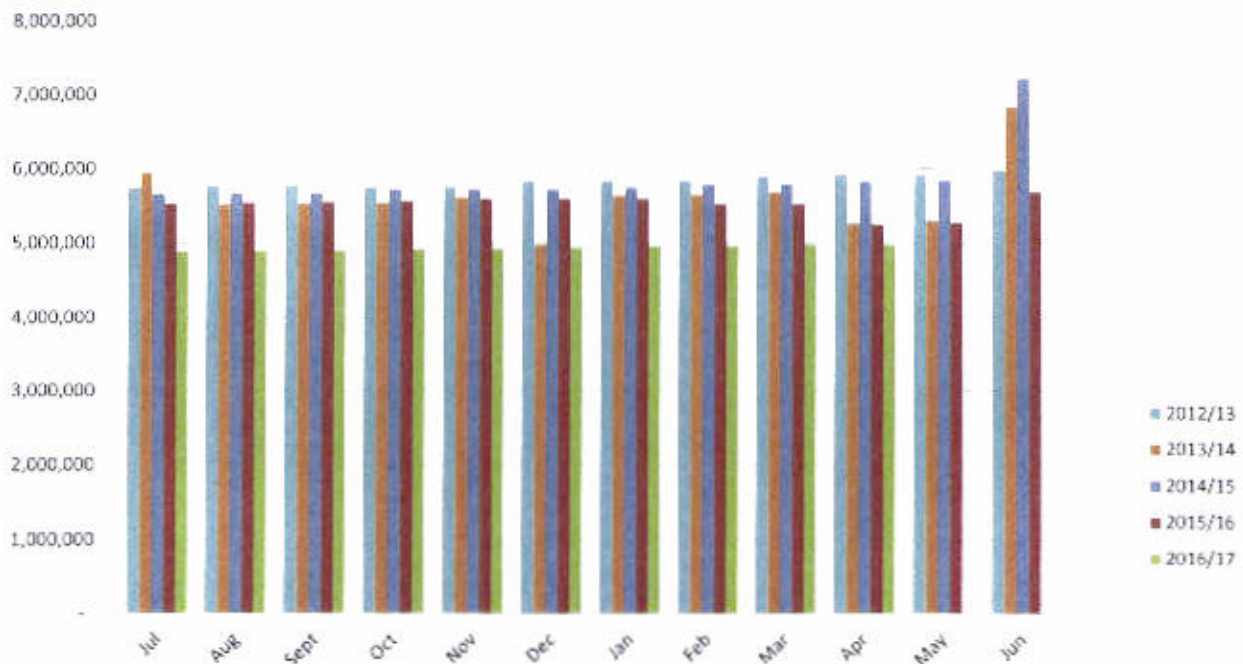
As at reporting date, the Shire's Municipal Bank fund shows a reconciled balance of \$4,055,282.77. This includes investments held by the Shire of \$2,539,286.57

Municipal Investment Funds total	\$	2,539,287
Restricted Funds total	\$	-
Municipal Fund Cash at Bank total	\$	1,515,996
Reserve Funds Cash at Bank	\$	<u>4,981,390</u>
	\$	<u>9,036,673</u>

Municipal Fund Cash at Bank



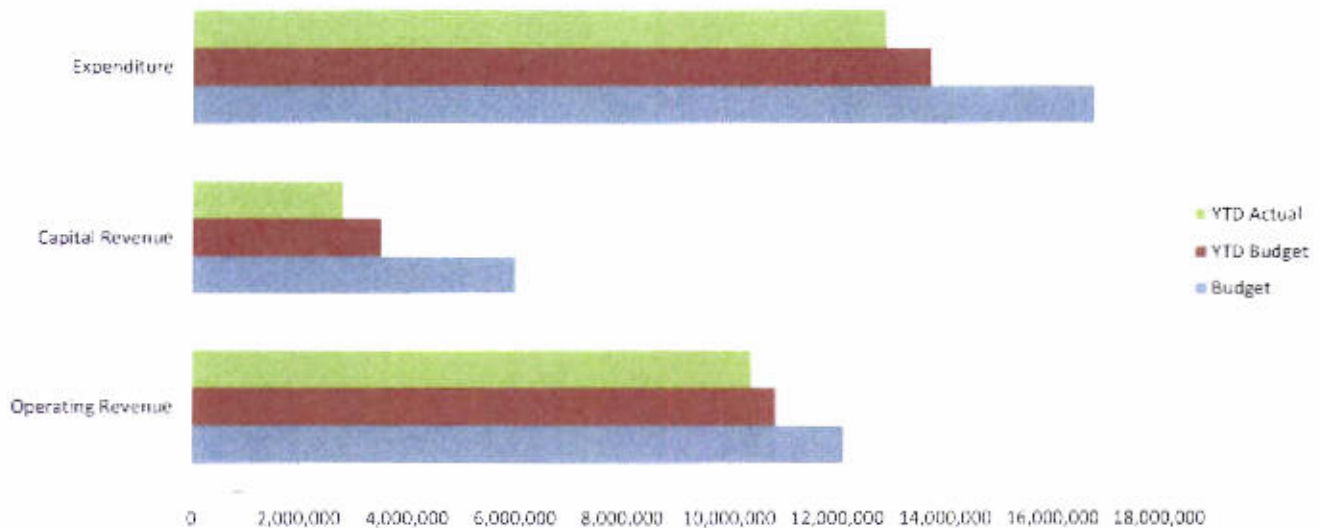
Reserve Funds Cash at Bank



Shire of Donnybrook / Balingup
Graphical Presentation of Key Financial Data
For Period ended 30th April 2017

*** Nature & Type Reporting**

Total Revenue & Expenditure

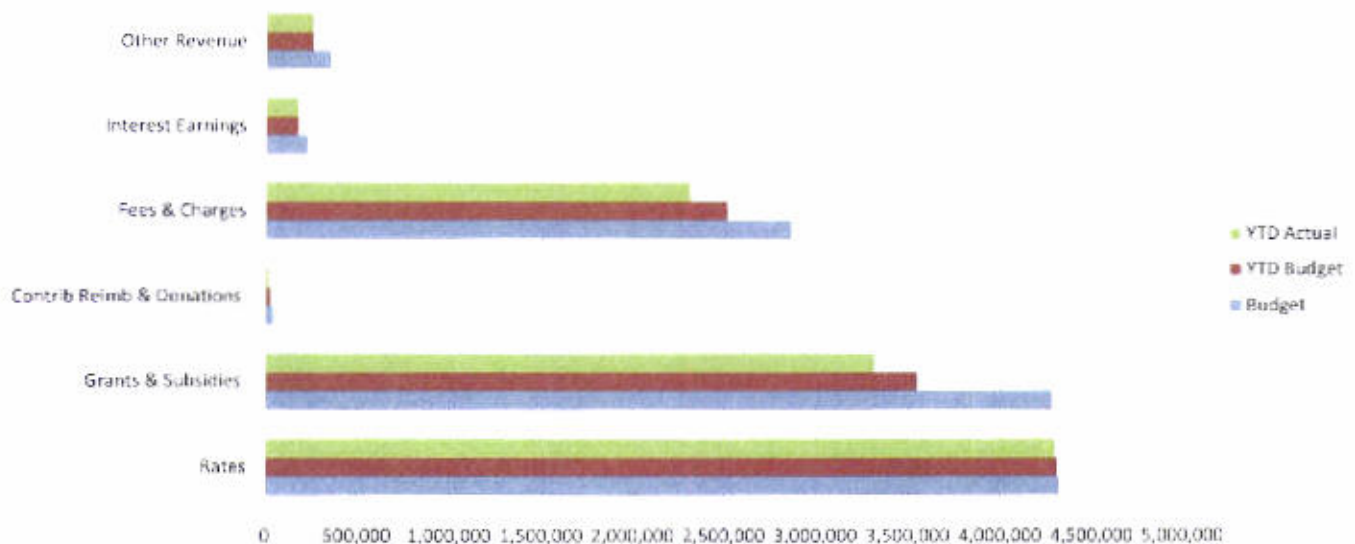


Total Revenue & Expenditure

	Budget	YTD Budget	YTD Actual
Operating Revenue	12,107,986	10,854,617	10,408,453
Capital Revenue	5,987,520	3,505,004	2,819,446
Expenditure	16,769,210	13,736,885	12,902,465

A further detailed analysis of total operating revenue, capital revenue and expenditures is provided via the various nature and type subsections listed below:

Operating Revenue by Nature & Type



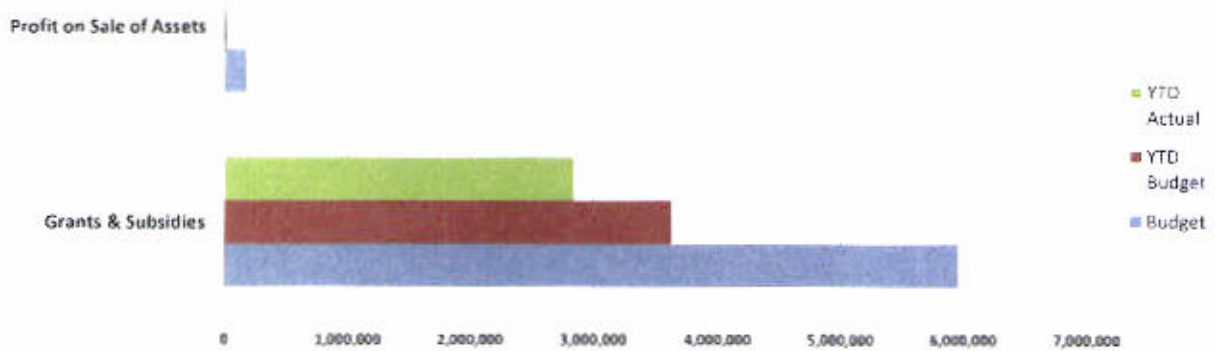
Operating Revenue by Nature & Type

	Budget	YTD Budget	YTD Actual	YTD Variance
Rates	4,323,509	4,314,265	4,306,451	-0.18
Grants & Subsidies	4,287,042	3,549,856	3,318,795	-6.51
Contrib Reimb & Donations	46,850	29,521	23,162	-21.54
Fees & Charges	2,867,627	2,516,146	2,315,986	-7.96
Interest Earnings	229,530	181,335	183,407	1.14
Other Revenue	353,428	263,494	260,651	-1.08
Total	12,107,986	10,854,617	10,408,453	

Shire of Donnybrook / Balingup
Graphical Presentation of Key Financial Data
For Period ended 30th April 2017

Nature & Type Reporting (continued)

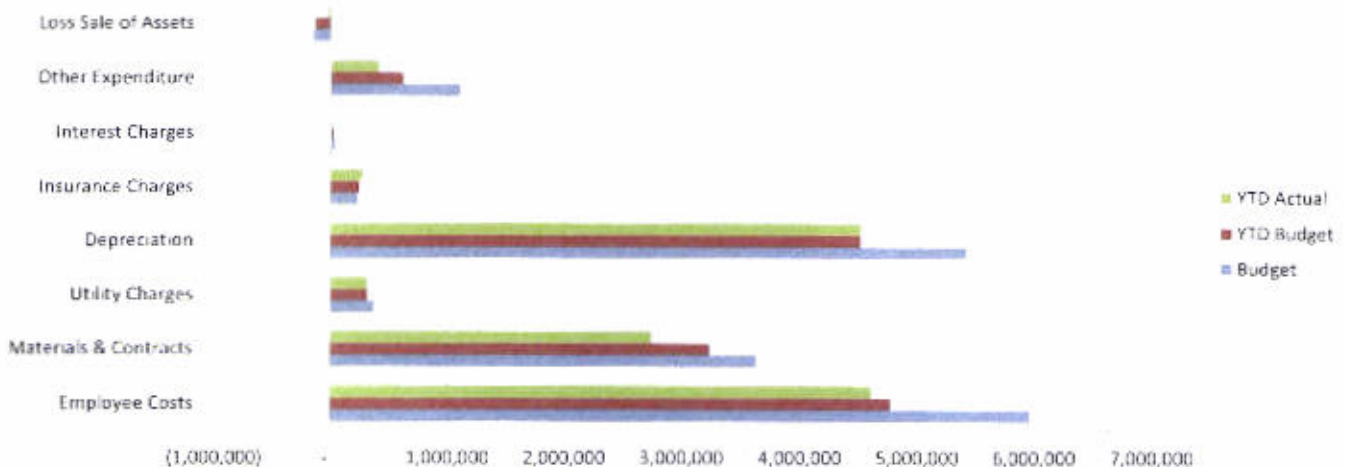
Capital Revenue by Nature & Type



Capital Revenue by Nature and Type

	Budget	YTD Budget	YTD Actual	YTD Variance
Grants & Subsidies	5,958,484	3,627,105	2,843,611	-21.60
Profit on Sale of Assets	177,200	15,354	2,295	
Total	6,135,684	3,642,459	2,845,906	

Expenditures by Nature & Type



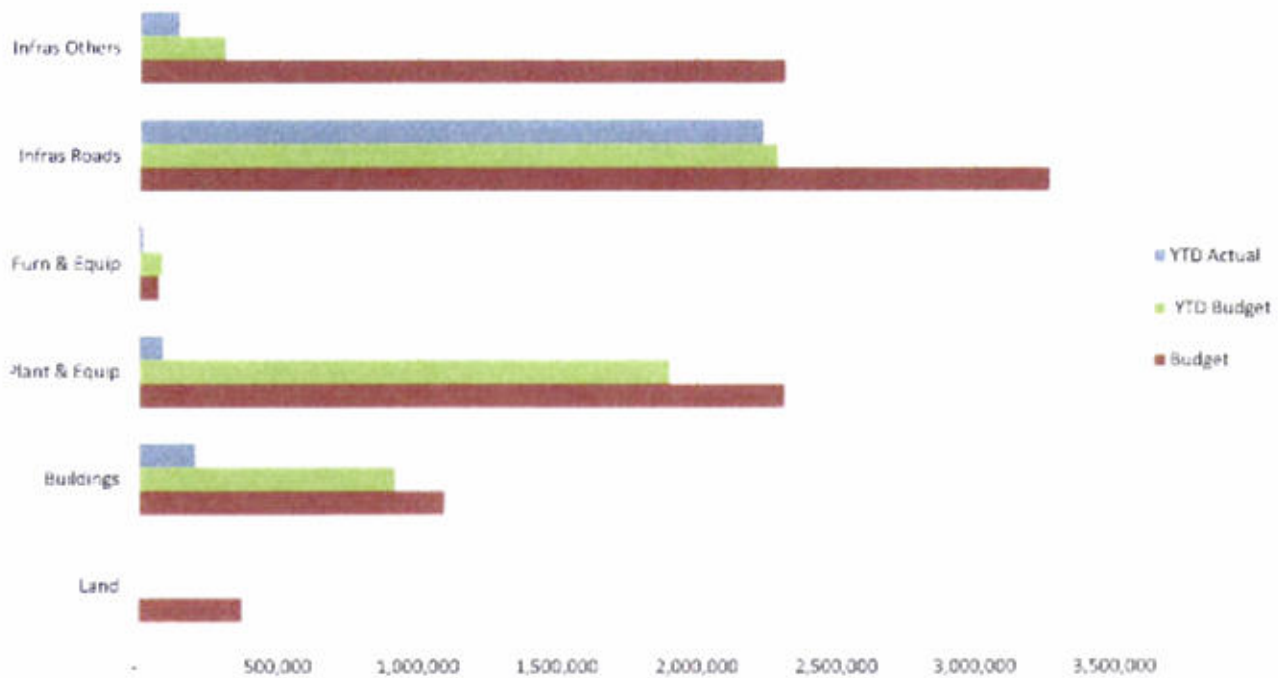
Expenditures by Nature and Type

	Budget	YTD Budget	YTD Actual	YTD Variance
Employee costs	5,962,367	4,771,526	4,605,483	-3.48
Materials and contracts	3,629,736	3,234,982	2,743,906	-15.18
Utility charges	379,184	316,690	321,479	1.51
Depreciation on Non Current Assets	5,418,192	4,515,160	4,521,493	0.14
Insurance charges	235,979	250,687	280,081	11.73
Interest charges	45,328	30,234	21,378	-29.29
Loss on sale of asset	(148,184)	(137,455)	(26,461)	-33.83
Other expenditure	1,098,424	617,606	408,644	-33.83
TOTAL	16,621,046	13,599,430	12,876,004	

Shire of Donnybrook / Balingup
Graphical Presentation of Key Financial Data
For Period ended 30th April 2017

• Capital Acquisitions by Asset Class

Capital Expenditure Program Analysis



Capital Acquisitions

	Budget	YTD Budget	YTD Actual	YTD Variance
Land	371,000	-	-	-
Buildings	1,093,012	916,434	201,235	-78.04
Plant & Equipment	2,310,750	1,902,710	86,798	-95.44
Furniture & Equipment	68,000	83,000	12,122	-85.40
Infrastructure Roads	3,267,043	2,289,637	2,235,542	-2.36
Infrastructure Others	2,314,359	308,676	139,647	-54.76
TOTAL	9,424,164	5,500,457	2,675,344	

**Shire of Donnybrook / Balingup
Operating Statement
For Period ended 30th April 2017**

		Total Original Budget 2016/17	Budget Year-to-date April	Actual Year-to-date 2016/17
Operating Revenues				
Rate Revenue	3	4,323,509	4,314,265	4,306,451
General Purpose Funding	3	2,066,409	1,573,966	1,592,664
Governance	4	22,553	15,139	8,641
Law, Order & Public Safety	5	188,009	209,972	203,845
Health	7	160,122	123,390	119,582
Education and Welfare	8	3,378,316	2,913,875	2,781,505
Housing	9	0	0	0
Community Amenities	10	1,089,403	1,050,743	1,042,144
Recreation & Culture	11	307,613	197,676	194,572
Transport	12	194,526	254,721	242,691
Economic Services	13	276,326	153,600	126,000
Other Property & Services	14	102,200	47,670	35,830
		12,108,986	10,855,017	10,653,926
Operating Expenses Excluding				
Borrowing Costs Expenses				
General Purpose Funding	3	(207,769)	(164,339)	(155,385)
Governance	4	(925,861)	(730,730)	(608,409)
Law, Order & Public Safety	5	(745,767)	(695,172)	(745,462)
Health	7	(205,464)	(174,426)	(148,954)
Education and Welfare	8	(3,865,733)	(3,469,059)	(3,046,900)
Housing	9			
Community Amenities	10	(1,779,647)	(1,464,368)	(1,298,714)
Recreation & Culture	11	(2,988,316)	(2,418,844)	(2,326,833)
Transport	12	(4,790,950)	(4,095,678)	(3,997,300)
Economic Services	13	(1,097,238)	(473,863)	(419,774)
Other Property & Services	14	(118,137)	(90,797)	(181,984)
		(16,724,882)	(13,777,276)	(12,929,715)
Borrowing Costs Expenses				
General Purpose Funding	4	(0)	(664)	(3)
Health	7	(6,070)	(3,357)	(2,713)
Housing	9			
Education and Welfare	8	(19,100)	(19,436)	(14,425)
Recreation and Culture	11	(3,229)	(0)	(0)
Transport	12	(0)	(0)	(0)
Economic Services	13	(16,929)	(16,534)	(8,699)
		(45,328)	(39,991)	(25,840)
Contributions/Grants for the Development of Assets				
Governance	4	(0)	0	0
Law, Order & Public Safety	5	1,648,100	1,330,792	2,000
Health	7	(0)	0	0
Education and Welfare	8	33,133	33,133	33,133
Community Amenities	10	(0)	0	20,232
Recreation & Culture	11	111,184	103,684	81,500
Transport	12	4,166,067	2,159,496	2,462,683
Economic Services	13	(0)	0	0
		5,958,484	3,627,105	2,599,548
GAIN OR (LOSS) ON THE DISPOSAL OF ASSETS				
Governance	4	(18,583)	(18,583)	-
Law, Order & Public Safety	5	0	-	2,295
Health	7	0	-	-
Education & Welfare	8	0	-	-
Housing	9			
Community Amenities	10	(9,958)	(9,958)	-
Recreation & Culture	11	0	-	-
Transport	12	(84,602)	(84,602)	(17,727)
Economic Services	13	142,179	(8,958)	(8,734)
		29,036	(122,101)	(24,166)
Net Profit OR Loss / Result		1,326,296	622,736	325,433

Shire of Donnybrook / Balingup
Operating Statement (by Nature/Type)
For the Period ended 30th April 2017

	Total Original Budget 2016/17	Budget Year-to-date April	Actual Year-to-date 2016/17
OPERATING REVENUE AND EXPENDITURE			
(a) <u>Summary by Nature and Type</u>			
Revenue			
Rates	4,323,509	4,314,265	4,306,451
Grants and Subsidies (Operating)	4,287,042	3,549,856	3,318,795
Contributions Reimbursements and Donations (Operating)	46,850	29,521	23,162
Fees and Charges	2,867,627	2,516,146	2,315,986
Interest Earnings	229,530	181,335	183,407
Other Revenue	353,428	263,494	260,651
	<u>12,107,986</u>	<u>10,854,617</u>	<u>10,408,453</u>
Expenditure			
Employee Costs	(5,962,367)	(4,771,526)	(4,605,483)
Materials and Contracts	(3,629,736)	(3,234,982)	(2,743,906)
Utility Charges	(379,184)	(316,690)	(321,479)
Depreciation on Non Current Assets	(5,418,192)	(4,515,160)	(4,521,493)
Insurance Expenses	(235,979)	(250,687)	(280,081)
Interest Expenses	(45,328)	(30,234)	(21,378)
Other Expenses	(1,098,424)	(617,606)	(408,644)
	<u>(16,769,210)</u>	<u>(13,736,885)</u>	<u>(12,902,465)</u>
	<u>(4,661,224)</u>	<u>(2,882,268)</u>	<u>(2,494,012)</u>
Non-operating grants, subsidies and contributions	5,958,484	3,627,105	2,843,611
Profit on asset disposals	177,200	15,354	2,295
Loss on asset disposals	(148,164)	(137,455)	(26,461)
Loss on revaluation of non current assets	0	0	0
Net result	<u>1,326,296</u>	<u>622,736</u>	<u>325,433</u>
Other comprehensive income			
Changes on revaluation of non-current assets	0	0	0
	<u>0</u>	<u>0</u>	<u>0</u>
Total Comprehensive Income	1,326,296	622,736	325,433

Shire of Donnybrook / Balingup
Operating Statement (by Nature/Type - detail)
For the Period ended 30th April 2017

OPERATING REVENUE AND EXPENDITURE (b) Classified According to Nature and Type:	2016/2017		
	Original Budget	YTD Budget	Actual
OPERATING REVENUE			
Rate Revenue			
Rates (incl Discount)	4,323,509	4,314,265	4,306,451
Grants & Subsidies (Operating)			
General Purpose Grant	1,867,318	1,396,725	1,397,665
MRD Special Grants	150,301	150,301	-
Interest on Deferred Rates	3,000	573	3,573
Other Grants	222,423	198,927	97,116
Aged Hostel Subsidy	2,044,000	1,803,330	1,820,443
Grants & Subsidies (Capital)			
Local Roads Grant	-	-	-
MRD Special Grants	4,066,067	2,159,496	2,612,984
Other Grants	1,792,417	1,467,609	230,627
Contributions & Donations (Operating)			
Contributions, Reimbursements & Donations	46,850	29,521	23,162
Contributions & Donations (Cap)			
Contributions, Reimbursements & Donations	100,000	-	-
Fees and Charges			
Rates Instalment Charges	17,500	16,000	15,978
Rates Direct Debit Fees	3,500	5,500	5,445
Refuse Removal Charges	258,919	263,000	263,119
Waste Management Levy	538,272	540,000	539,740
Recycling Charges	110,343	112,000	111,715
Rental Income	1,336,753	1,104,952	979,221
Hall Income	11,200	9,340	9,403
Ground Rent	17,800	17,521	4,259
Recreation Centre Income	194,440	137,590	124,559
Caravan Park	56,000	45,500	32,396
Fines and Penalties	8,300	7,030	275
Other Fees and Charges	308,500	252,633	226,812
Private Works	6,100	5,080	3,065
Interest Earnings			
Rates Penalty Interest Charge	25,000	27,824	30,725
Interest on Rates Instalments	14,000	14,701	14,675
Interest on Municipal Funds	100,000	49,170	45,065
Interest on Reserve Funds	90,530	89,640	92,942
Other Revenue			
Royalties	25,020	20,850	20,767
Commissions	90,650	76,200	64,664
Other Income	9,573	30,980	14,483
Reimbursements	228,185	135,464	160,738
Profit on Sale of Non-Current Assets	177,200	15,354	2,295
Total Operating Revenue	18,243,670	14,497,076	13,254,359

Shire of Donnybrook / Balingup
Operating Statement (by Nature/Type - detail)
For the Period ended 30th April 2017

OPERATING REVENUE AND EXPENDITURE (b) Classified According to Nature and Type:	2016/2017		
	Original Budget	YTD Budget	
OPERATING EXPENDITURE			
Employee Costs			
Salaries and Wages	5,003,418	3,987,181	3,878,870
Superannuation	510,704	406,082	386,663
Workers Compensation	160,227	148,965	129,324
Clothing and Uniforms	32,836	26,800	51,233
Training Expenses	106,236	86,617	50,383
Fringe Benefits Tax	58,837	44,150	65,019
Employee Provisions	5,000	4,170	-
Other Employee Costs	85,110	67,561	43,991
Materials			
Chemicals / Gas	14,700	12,250	12,517
General Supplies	400,245	434,254	258,739
Road Materials	133,209	111,020	54,059
Phone/Fax	44,905	38,590	46,856
Fuels & Oils	62,754	72,482	105,850
Plant Parts	67,112	70,462	95,097
Tools/Hardware	11,715	10,363	13,560
Office Supplies	144,836	116,019	68,108
Garden Supplies	78,888	69,850	65,336
Kiosk Purchases (Rec)	15,700	13,080	10,829
Freight & Transport	6,676	7,767	8,640
Safety Equipment	-	-	4,789
Contracts			
Lease & Rental Expenses	15,112	11,770	18,304
Service Contracts & Repairs	218,987	188,335	181,715
Contract Labour	1,451,066	1,274,887	1,022,071
Plant Hire (External)	3,500	2,910	13,188
Security Service	1,200	1,000	3,587
Professional Services & Consultants	619,575	515,983	482,419
Rubbish Disposal Contract	246,626	206,520	188,253
Recycling Contract	92,930	77,440	89,988
Utility Charges			
Sewerage	22,350	18,610	20,393
Electricity	297,986	249,030	246,712
Water	58,848	49,050	54,374
Insurance Expenses			
Insurance	235,979	250,687	280,081
Interest Expenses			
Interest on Overdraft	-	-	3
Interest on Loans	45,328	30,234	21,375

Shire of Donnybrook / Balingup
 Operating Statement (by Nature/Type - detail)
 For the Period ended 30th April 2017

4. OPERATING REVENUE AND EXPENDITURE	2016/2017		
	Original Budget	YTD Budget	
(b) Classified According to Nature and Type:			
OPERATING EXPENDITURE (cont)			
Other Expenditure			
Refreshments	28,200	24,500	20,209
Subscriptions / Donations	186,725	184,946	150,160
Valuations / Title Searches	26,000	5,830	3,174
Postage	16,400	14,515	12,973
Accommodation	7,350	8,270	10,535
Licence Fees	16,251	16,426	7,583
Advertising	37,510	30,150	28,503
Councillor Allowances	117,321	75,222	75,990
Bank Charges	21,906	18,156	18,634
Other Expenditure	640,761	239,591	80,883
Loss on Sale of Non-Current Assets	148,164	137,455	26,461
Depreciation			
Depreciation on Assets	5,418,192	4,515,160	4,521,493
Total Operating Expenditure	16,917,374	13,874,340	12,928,926
NET PROFIT OR LOSS / RESULT	1,326,296	622,736	325,433