ATTACHMENTS

Ordinary Council Meeting – 28 June 2023

7.1(1)	Minutes Ordinary Meeting of Council (Commissioner) – 24 May 2023
7.2(1)	Minutes of the Special Meeting of Council (Commissioner) 12 June 2023
7.3(1)	Minutes of the Local Emergency Management Committee Meeting - 30 May 2023
7.4(1)	Local Emergency Management Committee Meeting 16 May
9.1.1(1)	Petitions
9.1.1(2)	Unsealed Roads Upgrade Plans (URUP)
9.1.1(3)	Site Plan
9.1.2(1)	Locality Plan
9.1.2(2)	Site Plan
9.2.1(1)	Accounts for Payment - May
9.2.2(1)	Monthly Financial Report - May
9.2.4(1)	Asset Management Plan (Consolidated) – 2023/24
9.2.4(2)	Asset Management Plan - Parks & Reserves 2023/24
9.2.4(3)	Asset Management Plan – Buildings 2023/24
9.2.4(4)	Asset Management Plan – Vehicles 2023/24
9.2.4(5)	Asset Management Plan – Roads and Transport 2023/24
9.2.4(6)	Reserve Fund Plan 2023/24
9.2.4(7)	Borrowings Plan 2023/24
9.3.1(1)	Delegations Register 2023-2024
9.3.1(2)	New Delegations
9.3.1(3)	Amended Delegations
9.3.2(1)	Proposed Lease of lot 322 Bently Street Donnybrook
9.3.3(1)	Correspondence from South West Show Horse Association
9.3.3(2)	South West Show Horse Association Invoice
9.3.5(1)	Small Business Grants

MINUTES OF ORDINARY MEETING OF COUNCIL (COMMISSIONER)

Held on

Wednesday 24 May 2023

Commenced at 5.00pm

Shire of Donnybrook Balingup Council Chamber, Donnybrook



Ben Rose
Chief Executive Officer

29 May 2023

TABLE OF CONTENTS

1 DECLARATION OF OPENING / ANNOUNCEMENT OF VISITORS 4
2 ATTENDANCES....4
2.1 APOLOGIES....5
2.2 APPROVED LEAVE OF ABSENCE....5
2.3 APPLICATION FOR A LEAVE OF ABSENCE....5
3 ANNOUNCEMENTS FROM PRESIDING MEMBER....5
4 DECLARATIONS OF INTEREST....8
5 PUBLIC QUESTION TIME....8
5.1 RESPONSES TO PREVIOUS PUBLIC QUESTIONS TAKEN ON NOTICE....8
5.2 PUBLIC QUESTION TIME....9
6 PRESENTATIONS....12
6.1 PETITIONS....12
6.2 PRESENTATIONS....12
6.3 DEPUTATIONS....12
7 CONFIRMATIONS OF MINUTES....12
7.1 ORDINARY MEETING OF COUNCIL (COMMISSIONER) – 22 MARCH 2023 12
7.2 SPECIAL MEETING OF COUNCIL (COMMISSIONER) – 2 MAY 2023....13
7.3 BUSHFIRE ADVISORY COMMITTEE ANNUAL GENERAL MEETING – 4 MAY 2023....14
8 REPORTS OF COMMITTEES....15
9 REPORTS OF OFFICERS....15
9.1 DIRECTOR OPERATIONS....15
9.1.1 MINING TENEMENTS WITHIN THE SHIRE OF DONNYBROOK BALINGUP....15
9.1.2 NOTICE OF MOTIONS – WARREN BLACKWOOD ALLIANCE OF COUNCILS CLIMATE CHANGE ACTION PLAN IMPLEMENTATION REFERENCE GROUP....26
9.1.3 REQUEST TO CLOSE PORTION OF UNCONSTRUCTED ROAD RESERVE (DARONCHS ROAD), BALINGUP....32
9.1.4 ANNUAL REVIEW OF THE SHIRE OF DONNYBROOK BALINGUP FIRE BREAK ORDER 2023/24 FINANCIAL YEAR....38
9.1.5 ENDORSEMENT OF NOMINATED FIRE CONTROL OFFICERS....41

9.1.6 ELECTION OF BUSH FIRE ADVISORY COMMITTEE OFFICE BEARERS 45
9.2 DIRECTOR CORPORATE AND COMMUNITY 48
9.2.1 ACCOUNTS FOR PAYMENT – MARCH 2023.....48
9.2.2 ACCOUNTS FOR PAYMENT – APRIL 2023 48
9.2.3 MONTHLY FINANCIAL REPORT – MARCH 2023.....48
9.2.4 MONTHLY FINANCIAL REPORT – APRIL 2023 48
9.2.5 REPORT ON THE RESULTS OF 5-YEARLY ASSET REVALUATIONS .49
9.2.6 2023-2024 DRAFT BUDGET PLANNING 56
9.3 CHIEF EXECUTIVE OFFICER 58
9.3.1 LOCAL GOVERNMENT REFORM PREPARATION.....58
9.3.2 PROPOSED BUSINESS CASE: BUSINESS INCUBATOR UNITS AND BUSINESS HUB 61
9.3.3 CHIEF EXECUTIVE OFFICER - ANNUAL PERFORMANCE APPRAISAL - SELECTION OF CONSULTANT 64
9.3.4 LOCAL GOVERNMENT INDEMNITY SCHEME – BOARD APPOINTMENT 68
10 ELECTED MEMBER MOTIONS OF WHICH PREVIOUS NOTICE HAS BEEN GIVEN 71
11 NEW BUSINESS OF AN URGENT NATURE INTRODUCED BY DECISION OF THE MEETING.....71
11.1 H.J. (JACK) DENNING FUNDS – TUIA LODGE 72
12 MEETINGS CLOSED TO THE PUBLIC 77
12.1 MATTERS FOR WHICH THE MEETING MAY BE CLOSED.....77
12.1.1 CHIEF EXECUTIVE OFFICER – KEY PERFORMANCE INDICATORS ..77
12.1.2 DESIGNATED SENIOR EMPLOYEE APPOINTMENT – DIRECTOR OPERATIONS 77
12.2 PUBLIC READING OF RESOLUTIONS THAT MAY BE MADE PUBLIC 78
13 CLOSURES.....79

SHIRE OF DONNYBROOK BALINGUP

MINURES OF ORDINARY COUNCIL (COMMISSIONER) MEETING

Held at the Council Chamber
Wednesday, 24 May 2023 at 5.00pm

1 DECLARATION OF OPENING / ANNOUNCEMENT OF VISITORS

Commissioner – Acknowledgment of Country

The Commissioner acknowledged the traditional custodians of the land, the Wardandi People of the Noongar Nation, paying respects to Elders, past, present, and emerging.

The Commissioner declared the meeting open at 5:06pm and welcomed the public gallery.

The Commissioner advised that the meeting was being live streamed and recorded in accordance with Council Policy EM/CP-2. The Commissioner further state the following:

> *"This meeting is being livestreamed and digitally recorded in accordance with Council Policy."*
>
> *"Members of the public are reminded that no other visual or audio recording of this meeting by any other means is allowed without the permission of the chairperson."*
>
> *"Whilst every endeavour has been made to only record those who are actively participating in the meeting, loud comments or noises from the gallery may be picked up on the recording."*

Further to this the Commissioner advised that the Shire was having technical difficulties livestreaming the meeting and announced that the audio recording was working and would be uploaded on the Shire's website tomorrow.

2 ATTENDANCES

MEMBERS PRESENT

MEMBERS	STAFF
Gail McGowan - Commissioner	Kim Dolzadelli – Director Corporate and Community
	Kira Strange – Acting Director Operations
	Loren Clifford – Acting Manager Executive Services

PUBLIC GALLERY

Andrea Brown	Shane Atherton
Lisa Glover	Mario Contarino
Rick Messom	Rod Atherton

Peter Gubler	Neville Clifford
Peter Hearman	Patricia Walker
Ross Marshall	

2.1 APOLOGIES

Ben Rose – Chief Executive Officer

2.2 APPROVED LEAVE OF ABSENCE

Nil.

2.3 APPLICATION FOR A LEAVE OF ABSENCE

Nil.

3 ANNOUNCEMENTS FROM PRESIDING MEMBER

As there is quite a substantial agenda tonight I will take the opportunity to provide preliminary comments as well as flag several items of public interest.

Firstly I am now midway through my term as Commissioner so my thoughts are turning to the October 21st Council elections. This is both in a process sense and also in terms of encouraging a strong field of candidates who will be responsible for guiding the Shire through a period of change and reform.

Along with the Ben Rose the CEO and Loren Clifford the Acting Manager Executive Officer, I participated in a briefing session with the Office of the WA Electoral Commissioner a week or so ago. The soon to be proclaimed reforms to the Local Government act will see some changes, the most significant of which is possibly the introduction of optional preferential voting. The optional aspect means it is optional for the person voting as to whether they want to nominate preferred candidates in order rather than just mark boxes. It is not a matter of the local government choosing whether they want preferential voting as it is now a requirement for local governments to offer the preferential system. As with any change this might make the actual election night count a little trickier but the Electoral Commission will be factoring this in to the support they provide.

The second key change will be the standardisation of the ‘caretaker’ period across the State. The caretaker period will be at the close of nominations, 37 days before the election until 6pm on election day. By tradition this means avoiding making any significant decisions that would bind an incoming Council. In practical terms this is something we have had in place for a number of years so there won’t be any noticeable change. There is an item at 9.3 of tonight’s agenda that summarises the changes.

I have also had a discussion with the Executive Director for Local Government at the Department to talk through some of the transitional arrangements from Commissioner to an Elected Council. These discussions will progress over the next couple of months.

The question of candidates is broadly one for individuals and the community. I have been really encouraged by discussions with a range of people who are thinking not only about the sort of representation they want but also how as a community, those people elected to provide the leadership and guidance required can be supported. There are plans afoot to have one or more information sessions for prospective Councillors in late June or July. There are also some good online resources available about what the role of a Councillor involves.

This evening's agenda also includes some comprehensive information on the five yearly asset revaluations that have been undertaken. Mr Dolzadelli will talk to this in some detail when I consider the item but to my mind it emphasises some challenges facing the community in terms of dealing with a broad and ageing asset base. This has led me to have some discussion with the senior leadership team and state government agency representatives about how this challenge might be tackled.

Another important paper deals with the Budget assumptions and in effects sets the markers for framing the annual budget. One of the significant considerations will be the impact of increases in waste management costs. The Special Council Meeting earlier this month considered the new Regional Waste Management contract and while there will be benefits in signing up to the regional model, there is no getting away from the fact that the cost and complexity of dealing with our waste is rapidly increasing. There is clearly a community education element at play here too as we all have a part to play in waste minimisation. Again, Mr Dolzadelli will provide more context on this as I consider that item.

In terms of tonight's agenda I am also being requested – and intend to agree – to two late items being considered. The first relates to the proposed filling of the vacant role of Director Operations which has been substantively vacant since the resignation of Steve Potter earlier this year. A suitable candidate has now been identified.

The second item relates to dealing with the creation and administration of a trust fund for the estate of the late Mr H J (Jack) Denning and the late Frank Crowley for the benefit of the residents of Tuia Lodge. I thank the executors of the estates and Mr Liu Tuia for their assistance on the resolution of this matter.

I would note that I have received a request not to consider the items relating to the CEO performance appraisal at agenda item 12.1.1. The requirement for an Annual CEO performance appraisal is outlined in the Local Government Act and is not a discretionary item so it will be dealt with. That said the approach is being modified to take into account that we do not have an elected Council.

Ross Marshall and I have also met with the Arts and Crafts Group to discuss their ongoing need for more suitable premises. Following that discussion I have had follow up discussions with both the Department of Planning, Lands and Heritage and made an informal approach to the Lotteries Commission around options for housing community groups. This is not a situation unique to the Arts and Crafts group and does have relevance to the item on the number and condition of our assets. Shire staff are working with the group to explore options including both the use of Shire owned/controlled land or private premises.

Yesterday I met with the operators of the Triple J Ju-jitsu business. Stuart Drummond the Economic Development Officer has been endeavouring to support the relocation of this business to a more suitable premises. A number of potential options were considered with the former SES building in Bentley Street being identified as their preferred option.

The Shire has received a proposal from Triple J to take out a lease on the SES Building with a commitment to invest up to $20,000 in building maintenance. The proposal was circulated internally to Shire staff and two main issues were raised. The building is currently zoned residential (as part of a longer term broader consideration of the vacant land around the existing Shire offices) so a commercial/business activity is not currently a permitted use. In addition, there are some structural issues with asbestos and the front awning that would need to be addressed.

I have committed to this matter being formally considered by the Council at its June meeting and in the interim, raising this matter publicly at this meeting, with the broad question being is this an appropriate use of a building that is currently unoccupied? I would invite feedback in advance of the June meeting.

There are a couple of other building related issues that have been raised. Both involve approaches to purchase existing Shire controlled assets. Further information on each is being gathered with a view to seeking community input before a decision is made.

On more broad issues, I want to congratulate the team behind the BACH launch held in Balingup recently. By all accounts it was a fabulous event and the Hall looks glorious. Similarly congratulations to the Town Team from Mullyallup on the great Roadwise Mural. It is fantastic. And finally to the team behind last weekend's expo to mark Volunteers Week. It was a great morning at the Station Markets on Saturday morning and wonderful to see around 18 groups showing off what they do.

I am also told that the issue with the new lights causing glare at the Donnybrook Football Club has hopefully been dealt with following adjustments made last week. Susie Delaporte the Community Engagement Officer for the Shire has also been trying to finalise quotes for the installation of CCTV at the Donnybrook Pump Track. Progress has been slower than hoped because of the difficulty of getting quotes and ensuring compatibility with IT systems.

On the subject of VC Mitchell Park, I am due to have a briefing next week on progress toward the next hold point. I would especially like to thank all of the user group representatives who I have been told have worked really constructively together to help shape the design. I anticipate a special council meeting being convened in early June to consider the next phase of the proposal.

I want to use this opportunity to address an issue that was subject to a motion at the Annual Electors Meeting. This related to formulation of a Committee to provide advice and input into Council decision making in the absence of an elected Council. The actual motion talked of a Statutory Committee with Council and Community representation. This isn't provided for in the legislation in the current circumstances so the full intent could not be met. Notwithstanding I was originally very drawn to the idea and spent a lot of time considering a mechanism that might add value. I was quite clear that it would not comprise particular representative groups. Among options seriously considered were a call for nominations from the community or alternatively to invite two representatives from

among the former Council members to join two youth representatives and two others to form such a group.

The other option, which I have settled on, is to continue to encourage a much more open level of engagement from Shire staff and from me in the role of Commissioner to elicit as broad a range of views as possible. Where necessary this can be complemented by specific user or reference groups (e.g. the VC Mitchell Users Group, Balingup Progress Association, Mens Shed, Arts and Crafts, CWA, Emergency services etc) or broader public comment depending on the issue being considered.

Having now been in the role for five months I have made a considerable effort to understand some of the key issues facing the Shire. I will continue to do so while remaining very cognisant of the responsibility that comes with being a decision making body of one.

Thank you.

4 DECLARATIONS OF INTEREST

Division 6: Sub-Division 1 of the *Local Government Act 1995*. Care should be taken by all Councillors (Commissioner) to ensure that a financial/impartiality interest is declared and that they refrain from voting on any matter, which is considered to come within the ambit of the Act.

Nil.

5 PUBLIC QUESTION TIME

5.1 RESPONSES TO PREVIOUS PUBLIC QUESTIONS TAKEN ON NOTICE

Question: Lisa Glover

Compliance Audit Return - What is the process around ensuring that these actions have been actually abided by? How was the Audit conducted in regard to the CEO's actions? With reference to S537(2) did the CEO give evidence of his actions in regard to staff resigning or being dismissed? Also, what I was seeking was what would be the definition of senior staff and how was it evidenced that the CEO actually provided that information to Councillors? How does it show in the audit report?

Commissioner Response

I'll answer in very general terms because we obviously got a briefing on this at the Audit and Risk Management Committee. I think there are about seven staff involved in the audit process and there's a lot of cross tabulation as with any audit processes checking on how the evidence base is established.

The senior staff under the Act are defined as Director and above. So, the examples used where you talk about the Community Development Manager and Manager Finance and

Accounts would not be classified as senior staff in that sense. But if there's anything else we can add, we will add it as a question taken on notice.

Further Response - Acting Manager Executive Service

Once the CAR has been received from the DLGSCI an internal review is conducted. The 94 questions are allocated to relevant officers (this year the seven officers are made up of Officers, Coordinators, Managers, Directors, and the CEO) who have a responsibility relating to the compliance requirement in question, in most cases they are allocated to multiple officers to answer. The answers received from the officers are combined to report the overall response. E.g., if the question is allocated to five officers and four respond with a “yes” and one with a “no”, then the question will be answered as “no” because the compliance requirement was not met in this one instance. Officers will provide any relevant commentary against the individual compliance requirements. These responses and comments are reviewed by the CEO. Under Regulation 14 of the Local Government (Audit) Regulations 1996, the CAR is reviewed by Council’s Audit and Risk Management Committee and then report the findings to Council (the Commissioner) for adoption.

Question: Lisa Glover

Item 9.2.6 – Statutory Budget Review – In regard to page 13, COA 2583 and 2793 can you please explain why these items were not correctly budgeted in the 2022-23 Budget, why were the amounts not projected, particularly in regard to the lease payment?

Commissioner Response

We may need to take that on notice.

Manager Finance and Corporate Response

Can we take that on notice and then we will come back.

Further Response - Manager Finance and Corporate

In regard to page 13, COA 2583; during the budget process the lease payment income was inadvertently missed, we have now reviewed our processes to ensure this does not occur again. The reimbursements account 2793 did have a budget figure of $10,000 which was based on the actual amount received in 21/22 financial year. This amount is dependent on actual costs incurred during the year and reimbursement received and will be reassessed for the upcoming 2023/24 budget process.

5.2 PUBLIC QUESTION TIME

Question: Patricia Walker

Would the Shire Council be prepared to consider the building of a clock tower made of Donnybrook Stone to be erected at a site open to public view? This was the wish of Mr John Walker Snr before his death, and it would a benefit to the town's history and making known the early pioneers of the district. I also thought that if this was agreed on, maybe

a competition could also raise interest in the town's early stone quarries in which Mr Walker was involved.

Response

Staff will research/consider the matter, noting it has not been identified through our Asset Management Plan, Council Plan, or any other community consultation in recent years.

Question: Sandra Hough

When will the Shire Strategic Plan be opened for Public Comment?

Chief Executive Officer Response

Ordinarily, local government Strategic Community Plans (sometimes called Council Plans) are required to be reviewed every four years, with a minor/desktop review every second year. The Shire of Donnybrook Balingup Council Plan was last reviewed in 2022, meaning the next major review is due to be completed in 2026 – which would include significant community consultation. Notwithstanding the mandatory review period, the Shire can determine to review its Council Plan on a shorter 'cycle' than four-yearly.

The present reforms to the Local Government Act by the State Government are seeking to streamline the mandatory Integrated Planning and Reporting Framework requirements for Bands 3 and 4 local governments (i.e. smaller local governments), including consideration for longer timeframes between the review of documents such as the Strategic Community Plan / Council Plan, Long Term Financial Plan, Asset Management Plans etc. Until the legislation is supported with guiding State policy, the Shire cannot advise on precise timeframes or processes for review, except to say that the review process is likely to be less onerous and less frequent.

In the interim, if you have feedback or a suggestion on the Council Plan, please do not hesitate to communicate it to the Shire.

Commissioner's Response

I believe that Sandra may have been referring to the Local Planning Strategy which is with the WA Planning Commission for approval to advertise before it can go out for public comment. Once the Shire receives approval, it will be advertised by the Shire calling for submissions for a minimum period of 21 days.

Question: Sandra Hough

How many Staff are employed by the Donnybrook Balingup Shire?

Chief Executive Officer Response

We currently have 67 FTE, made up of 97 employees (headcount). Of the 67 FTE, there are presently 4.5 FTE vacant, unfilled or in the process of being filled.

Question: Lisa Glover

What are all the Outgoings included in the PARK Café lease agreement? Of those outgoings, which are funded by rate payers?

Acting Manager Executive Services Response

The following outgoings are paid in full by the lessee, if these charges are not billed directly to the lessee (due to sub meters etc) the Shire invoices the lessee for the reimbursement of these costs:

- Drainage/Sewerage Rates,
- ESL,
- Electricity,
- Gas,
- Interest on overdue money,
- Internet/Phone Connections,
- Kitchen Fit-Out Costs + Interest,
- Maintenance & Repair costs - Servicing (Security, Fire Equipment/Sys, A/C),
- Meter Rent and Sub metre installations,
- Non-Structural Maintenance,
- Phone,
- Rates,
- Rent,
- Rubbish,
- Stormwater Disposal,
- Taxes, and
- Water.

Prior to the commencement of current lease arrangement, the account for the internet/phone connection was set up in the Shire's name for the purpose of monitoring the buildings security system. Once the lease was executed, the lessee took responsibility for the connection and costs.

Question: Lisa Glover

What is the total rate revenue collected from mining tenements?

Director Corporate and Community Response

The Shire raised $27,724.45 in Mining Tenements (20 Assessments) rates for the 2022/2023 financial year.

Question: Neville Clifford

Clifford road sign has been taken. Can it be replaced?

Commissioners Response

Staff will make the appropriate arrangements to have the sign replaced.

Question: Mario Contarino
Referring to the proposal to lease the SES building to Triple J jujitsu, I don't think it's appropriate for the Shire to lease Shire owned facilities to a private business if there are community groups in need of support. Why is the Shire helping private enterprises?

Commissioners Response

The Shire faces the challenge of being criticised for not being supportive of businesses trying to establish themselves or remain established in town. However challenging, we need to consider the needs of everyone in the community who are looking for a home. This matter will be presented to Council for a formal response with due consideration given for this very reason.

Question: Peter Gubler

Can something be done to improve the intersection of Southampton Road and Southwestern Highway?

Commissioners Response

Taken on notice.

Manager of Works and Services Response

As Southwestern Highway is the responsibility of Main Roads WA, any upgrading of the Southampton Road intersection would be undertaken by them. Main Roads WA has advised that the intersection is programmed for the 2024/2025 financial year; however this is subject to the project receiving funding.

6 PRESENTATIONS

6.1 PETITIONS

Nil.

6.2 PRESENTATIONS

Nil.

6.3 DEPUTATIONS

Nil.

7 CONFIRM OF MINUTES

7.1 ORDINARY MEETING OF COUNCIL (COMMISSIONER) – 22 MARCH 2023

Minutes of the Ordinary Meeting of Council (Commissioner) held 22 March 2023 are attached (attachment 7.2(1)).

EXECUTIVE RECOMMENDATION

That the Minutes from the Ordinary Meeting of Council (Commissioner) held 22 March 2023 be confirmed as a true and accurate record.

COUNCIL RESOLUTION 51/23

Moved: Commissioner McGowan

That the Minutes from the Ordinary Meeting of Council (Commissioner) held 22 March 2023 be confirmed as a true and accurate record.

CARRIED: COMMISSIONER MCGOWAN

7.2 SPECIAL MEETING OF COUNCIL (COMMISSIONER) – 2 MAY 2023

Minutes of the Special Meeting of Council (Commissioner) held 2 May 2023 are attached (attachment 7.2(1)).

EXECUTIVE RECOMMENDATION

That the Minutes from the Special Meeting of Council (Commissioner) held 2 May 2023 be confirmed as a true and accurate record.

COUNCIL RESOLUTION 52/23

Moved: Commissioner McGowan

That the Minutes from the Special Meeting of Council (Commissioner) held 2 May 2023 be confirmed as a true and accurate record.

CARRIED: COMMISSIONER MCGOWAN

7.3 BUSHFIRE ADVISORY COMMITTEE ANNUAL GENERAL MEETING – 4 MAY 2023

Minutes of the Bushfire Advisory Committee Annual General Meeting held 4 May 2023 are attached (attachment 7.3(1)).

EXECUTIVE RECOMMENDATION

That the Minutes from the Bush Fire Advisory Committee Annual General Meeting held 4 May 2023 be received.

COUNCIL RESOLUTION 53/23

Moved: Commissioner McGowan

That the Minutes from the Bush Fire Advisory Committee Annual General Meeting held 4 May 2023 be received

CARRIED: COMMISSIONER MCGOWAN

8 REPORTS OF COMMITTEES

Nil.

9 REPORTS OF OFFICERS

9.1 DIRECTOR OPERATIONS

9.1.1 MINING TENEMENTS WITHIN THE SHIRE OF DONNYBROOK BALINGUP

Location	Shire of Donnybrook Balingup
Applicant	Shire of Donnybrook Balingup
File Reference	RAT 03/5
Author	Kira Strange, Acting Director Operations
Responsible Manager	Ben Rose, Chief Executive Officer
Attachments	Nil
Voting Requirements	Simple Majority

Recommendation

That Council (the Commissioner) acknowledge the actions undertaken by staff as they relate to the Motions raised at the Annual General Meeting of Electors held 7 February 2023 and further explored by Council (the Commissioner) held at the Ordinary Meeting 22 March 2023.

STRATEGIC ALIGNMENT

The following outcomes from the Council Plan relate to this proposal:

Outcome	11	Strong, visionary leadership.
Objective	11.2	Improve community consultation and engagement.

EXECUTIVE SUMMARY

Following the formal review and consideration of motions passed at the Annual General Meeting of Electors, Council (the Commissioner) at the Ordinary Council Meeting held 22 March 2023 resolved to action a number of items as they related to mining tenements within the Shire.

The following report is provided as an update as required by Council's (the Commissioner's) resolution of 22 March 2023 regarding the actions taken by staff relating to the subject motions.

BACKGROUND

At the Annual General Meeting of Electors held 7 March 2023, five of seven motions raised related to mining tenements within the Shire and the role of local government in the consultation process:

"6.1. Motion 3: Instruct the CEO to immediately notify the landholders if they will be affected by any application for a mining exploration tenements within 7 days of being served a notice of Application by a mining company or individual applicant. The information should be conveyed by public notice and direct contact to the land owner.

6.2. Motion 4: Instruct the CEO to inform Councilors and the Shire President within 24 hours of being served a notice of Application by a mining company or individual applicant.

6.3. Motion 5: Engage in consultation with the community in regard to the future of mining within the shire.

6.4. Motion 6: Instruct the CEO to investigate a rating value of the current tenements and whether such rate can be applied directly to the tenement holder.

6.5. Motion 7: In keeping with the Donnybrook-Balingup Local Planning Strategy that states:

(i) discourage land uses unrelated to agriculture from location on agricultural land (unless the proponent suitably demonstrates there are exceptional circumstances and that these can be compatible with agricultural uses to the satisfaction of the local government) and;

(ii) discourages development that may result in land or environmental degradation;

Instruct the CEO to pursue a policy of lodging objections to mining tenement applications, which do not align with the above Local Planning Strategy. This is also in line with other affected Councils such as Collie, Murray and Serpentine-Jarrahdale Shire Councils."

Council (the Commissioner) considered these motions at the Ordinary Meeting of Council held 22 March 2023 and resolved to receive and acknowledge the subject motions and:

"7.1. Instruct the CEO to investigate the processes and procedures of surrounding and similar local governments to ascertain the best practice for receipt of notifications of this nature, and report back to the May 2023 Ordinary Council (Commissioner) Meeting;

7.2. Instruct the CEO to advocate via the South West Zone of WALGA for overall improved [Department of Mines, Industry Regulation and Safety] *DMIRS processes of notification requirements for mining tenement applications, particularly as they relate to private landholders;*

7.3. Consider developing a formal position of Council with regards to the permissibility of mining operations within the Shire through provisions within proposed Local Planning Scheme 8;

7.4. Instruct the CEO to update the Shire's website to include links to the Department of Mines, Industry Regulation and Safety website, specifically the 'eMiTS Mineral Titles' database and the 'TENEGRAPH Web Public' mapping system; and

7.5. Acknowledge that under the Local Government Act 1995, relevant tenement holders are issued a rates notice each year in accordance with information provided to the Shire by Landgate and the Department of Mines, Industry Regulation and Safety;

Reason: The processing and approval of mining tenements in Western Australia is the responsibility of the Department of Mines, Industry Regulation and Safety and administered under the Mining Act 1978.

Section 120 of the Mining Act 1978 establishes a connection to the Planning and Development Act 2005, such that provisions of a Local Planning Scheme are to be taken into account, however cannot prohibit the granting of a mining tenement. Some local governments choose to formulate a position on 'mining operations' within their Shire, specifically through the permissibility's within the zoning table and communicate this to DMIRS when required under section 120.

Notwithstanding this, Council may wish to consider their position on mining operations within the Shire as to whether they are generally supported or not, when reviewing the local planning framework, particularly the new Local Planning Scheme 8 as the key statutory planning mechanism, however this should be deferred to a decision of an elected Council of community representatives. However, preliminary work can continue on the formulation and presentation of the draft Local Planning Scheme 8 for preliminary advertising.

In any case, further research and investigation is required prior to making further recommendations to Council and/or DMIRS as they relate to the process of mining tenements within the Shire.

With regards to Motion 6 and recommendation 7.6 above, relevant tenement holders are issued with a rates notice each year under the Local Government Act 1995, based on information received by Landgate Valuation Services and the Department of Mines, Industry Regulation and Safety."

In addition, a deputation was made to Council (the Commissioner) by Mr Jeff Bremer, Chair, and Ms Julieanne Hilbers, Deputy Chair, of Save Preston River Valley Inc. regarding the above motions and the matter of mining tenements across the Shire.

Following the Council Meeting, on 5 April 2023, Shire officers met with Mr Bremer and Ms Hilbers to further discuss their concerns and the role of local government in this process. On 10 May 2023, Shire staff and the Commissioner again met with Mr Bremer and Ms Hilbers.

FINANCIAL IMPLICATIONS

Council (the Commissioner) need to consider the resourcing implications of undertaking public advertising when mining tenement notifications are received by the Shire. The notifications are received fairly infrequently however they cover large areas of land and in most cases include a significant number of landowners.

The implications to the Shire to undertake public advertising in the formal of letter notifications would include the cost of paper and postage as well as at least 5 to 6 hours of officer time required in administrating the process.

POLICY COMPLIANCE

Nil.

STATUTORY COMPLIANCE

Mining Act 1978 and the Mining Regulations 1981

Mining Tenements and Mineral Rights

The definition of 'minerals' under the *Mining Act 1978* is:

naturally occurring substances obtained or obtainable from any land by mining operations carried out on or under the surface of the land, but does not include —

(a) soil; or

(b) a substance the recovery of which is governed by the Petroleum and Geothermal Energy Resources Act 1967 or the Petroleum (Submerged Lands) Act 1982; or

(ba) without limiting paragraph (b), geothermal energy resources as defined in the Petroleum and Geothermal Energy Resources Act 1967 section 5(1); or

(c) a meteorite as defined in the Museum Act 1969; or

(d) any of the following substances if it occurs on private land —

(i) limestone, rock or gravel; or

(ii) shale, other than oil shale; or

(iii) sand, other than mineral sand, silica sand or garnet sand; or

(iv) clay, other than kaolin, bentonite, attapulgite or montmorillonite;

The substances outlined in clause (d) above generally form part of those resources subject to an extractive industry licence by the local government.

Under section 9 of the *Mining Act 1978*, all 'Royal' metals and minerals on land belong to the Crown, with the exception of land granted in fee simple prior to 1 January 1899:

9. Gold, silver and other previous metals property of Crown

(1) Subject to this Act —

(a) all gold, silver, and any other precious metal existing in its natural condition on or below the surface of any land whether alienated or not alienated from the Crown and if alienated whenever alienated, is the property of the Crown;

(b) all other minerals existing in their natural condition on or below the surface of any land that was not alienated in fee simple from the Crown before 1 January 1899 are the property of the Crown...

To extract or explore for minerals on private land, an applicable mining tenement must be obtained from the Department of Mines, Industry Regulation and Safety (DMIRS). There are different types of mining tenements prescribed under the *Mining Act 1978* including:

- Prospecting Licences (Sections 40 to 56)
- Special Prospecting Licences for Gold (Sections 56A, 70 and 85B)
- Exploration Licences (Sections 57 to 69E)
- Retention Licences (Sections 70A to 70M)
- Mining Leases (Sections 70O to 85A)
- General Purpose Leases (Sections 86 to 90)
- Miscellaneous Licences (Sections 91 to 94)

Section 29 of the *Mining Act 1978* outlines the parameters regarding the granting of mining tenements in respect of private land:

29. Granting of mining tenements in respect of private land

(1) Subject to this Act, but notwithstanding any other Act or law, a mining tenement may be granted in respect of an area that consists of private land only or partly of private land and partly of any other land and the authority conferred thereby on the holder thereof may be exercised by that holder in respect of any such land.

In relation to mining tenements of the natural surface and to within a depth of 30 metres, section 29 further stipulates that:

(2) Except with the consent in writing of the owner and the occupier of the private land concerned, a mining tenement shall not be granted in respect of private land —

(a) which is in bona fide and regular use as a yard, stockyard, garden, orchard, vineyard, plant nursery or plantation or is land under cultivation; or

(b) which is the site of a cemetery or burial ground; or

(c) which is the site of a dam, bore, well or spring; or

(d) on which there is erected a substantial improvement; or

(e) which is situated within 100 m of any private land referred to in paragraph (a), (b), (c) or (d); or

(f) which is a separate parcel of land and has an area of 2 000m^2 or less

Consultation Requirements

Under section 33 (1) of the *Mining Act 1978*, an applicant for a mining tenement on private land must, within 14 days of the application, service of copy of the application together with a map or plan of the proposed tenement area to:

1. The CEO of the relevant local government;
2. The owner and occupier of the private land; and
3. Each mortgagee of the land.

However, where the application for a mining tenement only relates to the portion of land that is not less than 30m below the lowest part of the natural surface of the private land, it is only necessary to provide a copy of the application to;

1. The CEO of the relevant local government.

Under regulation 146 of the *Mining Regulations 1981*, an objection to the granting of an application that relates to private land is to be made within whichever period ends later than:

1. 21 days of the date on which the person was served with a copy of notice; or
2. 35 days of the date of the application.

Interaction with the Planning and Development Act 2005

Section 120 of the *Mining Act 1978* (WA) outlines that due consideration may be given to Local Planning Schemes when assessing mining tenement proposals, however they do not have the power to prohibit the granting of a mining tenement.

> *120. Planning schemes to be considered but not to derogate from this Act*
>
> *In considering any application for the grant of a mining tenement the Minister, warden or mining registrar, as the case requires, shall take into account the provisions of any planning scheme in force under the Planning and Development Act 2005 affecting the use of the land concerned, but the provisions of any such scheme shall not operate to prohibit or affect the granting of a mining tenement or the carrying out of any mining operations authorised by this Act.*

In accordance with Section 120 (2), where the Shire opposes the grant of a mining tenement, its objection (provided it is based on the provisions of a Local Planning Scheme) must be considered by the Minister responsible for the *Mining Act 1978* and the *Planning and Development Act 2005*:

where —

> *(a) an application has been made for a mining lease or a general purpose lease; and*
>
> *(b) the local government or the Western Australian Planning Commission has, in writing, informed the Minister and the Minister for the time being administering the Planning and Development Act 2005, that the mining lease or general purpose lease would, if granted, authorise the carrying on of mining operations contrary to the provisions of a planning scheme referred to in subsection (1)*

the Minister shall not dispose of the application until he has first consulted the Minister for the time being administering the Planning and Development Act 2005 and obtained his recommendation thereon.

Shire of Donnybrook-Balingup Local Planning Scheme No.7

Under the *Shire of Donnybrook-Balingup Local Planning Scheme No.7* (LPS7), 'industry-mining' is defined as:

***"industry-mining"** means land used commercially to extract minerals from the land in accordance with the Mining Act 1978;*

Whilst the Scheme defines this land use, it does not specifically list it within the zoning table. A zoning table is part of every Local Planning Scheme which sets out the different land uses and their permissibility within each of the different zones. The permissibility levels within the zoning table are broadly categorised by whether they are 'P' – permitted, 'X' – not permitted, or discretionary ('A', 'D'), which means they are not permitted unless the local government has exercised its discretion by granting approval through an application for development approval. Each local government's zoning table differs depending on their respective Schemes.

As 'industry-mining', is a use that is not listed within the zoning table, officers' ability to provide comment on mining tenements on behalf of Council (the Commissioner) is limited, as a formal position has not been established.

Examples of how this has been implemented in other local government areas can be seen in the officer's comment below.

CONSULTATION

As outlined in the Minutes of the Council (Commissioner) Meeting held 22 March 2023, the processing and approval of mining tenements in Western Australia is the responsibility of the DMIRS and administered under the *Mining Act 1978*.

The Shire currently does not have a formal consultation process to community members when receiving mining tenement application notifications as this is largely the responsibility of the administering authority, DMIRS, and the subject proponents.

OFFICER COMMENT

The granting of mining tenements within Western Australia is administered by the Minister for Mines and Petroleum, as supported by DMIRS, in accordance with the provisions of the *Mining Act 1978* and the *Mining Regulations 1981*. The Minister may also delegate roles and functions directly to DMIRS.

Whilst the current Mining Act has been in effect for over 40 years, community interest regarding the issue of mining tenements has increased within the Shire and across Western Australia with changes to industry and the discovery of different minerals.

Further to the report presented to Council (the Commissioner) on 22 March 2023, Shire officers provide the following updates as they relate to the motions resolved:

7.1. Instruct the CEO to investigate the processes and procedures of surrounding and similar local governments to ascertain the best practice for receipt of notifications of this nature, and report back to the May 2023 Ordinary Council (Commissioner) Meeting;

Shire officers have undertaken a desktop review of a number of surrounding local governments and have found that the Shire of Manjimup (SoM) recently undertook a similar exercise regarding the processing of mining tenement applications. A report was presented to the Shire of Manjimup Council on 23 March 2023 regarding the processes with the following summary provided.

Written Notifications

Shire of Manjimup (SoM) officers explored the option of providing written notification to all owners of land that a mining tenement application notification applied to. SoM officers estimated that for a smaller sized tenement application, such advertising processes would take between 4 to 6 hours with a $300 cost for stationery and postage, plus staff time.

SoM officers concluded that such a process would have resourcing and financial implications to the Shire and was not recommended.

Officer Comment

Such a process being undertaken at the Shire of Donnybrook Balingup would have similar financial and resourcing implications as that described by the SoM.

In light of this, it is reasonable to expect that a written notification process would have significant implications on existing limited resources. However, an alternative notification processes could be considered.

Website / Electronic Notifications

SoM officers explored the option of providing public notifications on their website when a notice of a mining tenement application is received.

Officer Comment

Shire officers consider that this is a reasonable, more effective option to publicly notify the community when a copy of a mining tenement application is received. In addition, Shire officers consider that establishing an electronic mailing list would be further effective in distributing the relevant information to those interested community members, including Councillors (the Commissioner and future elected representatives). Further recommendations are below in ‘Summary’.

7.2. Instruct the CEO to advocate via the South West Zone of WALGA for overall improved DMIRS processes of notification requirements for mining tenement applications, particularly as they relate to private landholders;

Shire officers have raised the issue of mining tenements with the CEO's of the South West Zone of WALGA and will be presenting a copy of this report more formally on an upcoming Zone Meeting agenda.

7.3. Consider developing a formal position of Council with regards to the permissibility of mining operations within the Shire through provisions within proposed Local Planning Scheme 8;

As outlined in the 'Statutory Requirements' above, Shire officer's ability to provide advice regarding the permissibility of mining within the Shire is limited based on the absence of a formal position by Council. Therefore, Shire officer's ability to provide a comment when a mining tenement application is received is limited.

The Shire's draft Local Planning Strategy is currently with the Western Australian Planning Commission for certification prior to it being publicly advertised. Following the public advertising period, the Strategy will be brought back to Council for endorsement, taking into consideration any submission received, prior to forwarding to the WAPC for approval.

During the advertising period, the community may provide further comment for Council consideration regarding mining within the Shire.

The final Local Planning strategy will directly influence the creation of *Local Planning Scheme 8*. As such, while no further immediate action is required in this regard, their remains ongoing actions that may be addressed in the creation of these two documents.

Notwithstanding the overall power of the Mining Act, the following table is a desktop review of Schemes of other local governments in the South West, specifically whether or not 'industry-mining' is a use listed within their respective Zoning Tables. As outlined earlier and as a general guide:

- 'X' use is not permitted;
- 'P' use is permitted (subject to compliance with the relevant development standards and requirements); and
- 'A' and 'D' uses are discretionary uses which means they are not permitted within the zone unless the local government has exercised discretion by granting approval. In this regard, an application for development approval is required for all 'A' and 'D' uses.

Local Government	**Zoning Table Permissibility**
Augusta-Margaret River	Land use not listed in Zoning Table.
Boyup Brook	Land use not listed in Zoning Table.
Bridgetown-Greenbushes	Land use not listed in Zoning Table.

	Clause 4.3.4 of the Scheme discusses the purpose of Rural Zone 4 to be to ensure continuation of mining and to assist in the eventual restoration of any mines.
Bunbury	'D' use in 'Rural' zone. 'X' use in all other zones.
Busselton	'A' use in 'Industrial' and 'Rural' zones. 'X' use in all other zones.
Capel	Land use not listed in Zoning Table.
Collie	'D' use in the 'General Industry' zone. 'A' use in the 'Strategic Industry' and 'Rural' zones. 'X' use in all other zones. Special Control Area 3 – Identifies land which may be affected by mining operations, designed to separate mining from urban development.
Dardanup	'A' use in 'General Industry' zones. 'X' use in all other zones.
Harvey	Land use not listed in Zoning Table. Clause 2.2.2 of Schedule 2 indicates that mining will be discouraged along Darling Scarp.
Manjimup	Land use not listed in Zoning Table.
Nannup	'A' use in 'Priority Agriculture' and 'Rural' zones. 'X' use in all other zones.

Further discussion regarding the permissibility of 'industry-mining' within the Shire of Donnybrook Balingup will be discussed during the public consultation of the draft Local Planning Strategy and Local Planning Scheme.

7.4. Instruct the CEO to update the Shire's website to include links to the Department of Mines, Industry Regulation and Safety website, specifically the 'eMiTS Mineral Titles' database and the 'TENEGRAPH Web Public' mapping system; and

Shire officers have prepared a specific page on the Shire's website with respective links to the relevant information and mapping services available on the DMIRS website. In addition, Shire officers are working on an information sheet which will become available on the Shire's website in due course. An email notification will be provided to any members of the electronic mailing list as well as Council (the Commissioner) when this is finalised.

No further action is required for this motion.

7.5. Acknowledge that under the Local Government Act 1995, relevant tenement holders are issued a rates notice each year in accordance with information provided to the Shire by Landgate and the Department of Mines, Industry Regulation and Safety;

This information has been noted within the adopted minutes of the Ordinary Council Meeting held 22 March 2023 and has been included in the information sheet available on the Shire's website.

No further action is required for this motion.

Summary

Following the Ordinary Council Meeting held 22 March 2023, Shire officers have further reviewed the procedure of receiving mining tenement applications.

In light of the above information, Shire officers have implemented the following actions:

1. A specific webpage has been created on the Shire's website relating to 'Mining Tenements' which includes:
    a. A fillable field for the community to add their email address to the Shire's formal mailing list for direct notification when a copy of a mining tenement application is received with information directing recipients to DMIRS;
    b. Links to the relevant information on the DMIRS website including:
        i. The eMiTS Mineral Titles database; and
        ii. The TENEGRAPH Web Public mapping system.

In addition, Shire officers are committed to implementing the following actions:

2. Finalisation of an information sheet as it relates to mining tenements, and how they differ from extractive industries. A copy will be provided on the Shire's website, to Council (the Commissioner), and any established community members on the electronic mailing list;
3. When a notification is received from a proponent for a mining tenement application, directly email the list of recipients on the electronic mailing list; and
4. Continue to liaise with the community and Council (the Commissioner and future elected representatives) regarding the position of mining tenements and general operations within the Shire of Donnybrook Balingup as part of the current local planning framework review.

COUNCIL RESOLUTION 54/23

Moved: Commissioner McGowan

That Council (the Commissioner) acknowledge the actions undertaken by staff as they relate to the Motions raised at the Annual General Meeting of Electors held 7 February 2023 and further explored by Council (the Commissioner) held at the Ordinary Meeting 22 March 2023.

CARRIED: COMMISSIONER MCGOWAN

9.1.2 NOTICE OF MOTIONS – WARREN BLACKWOOD ALLIANCE OF COUNCILS CLIMATE CHANGE ACTION PLAN IMPLEMENTATION REFERENCE GROUP

Location	Shire of Donnybrook Balingup
Applicant	Warren Blackwood Alliance of Councils Climate Change Action Plan Implementation Reference Group
File Reference	DEP 28/2
Author	Claire Palmer, Environmental Officer
Responsible Manager	Kira Strange, Acting Director Operations
Attachments	9.1.2(1) – Draft Notice of Motions prepared by Executive Officer of WBAC CCCAPIRG 9.1.2(2) – Minutes of WBAC CCAPIRG Meeting 17 February 2023
Voting Requirements	Simple Majority

Recommendation

That Council (the Commissioner):

1. **Receive the three (3) motions raised at the Warren Blackwood Alliance of Councils Climate Change Action Plan Implementation Reference Group Meeting held 17 February 2023 as it relates to the Shire's level of participation in the implementation of the Warren Blackwood Alliance of Councils Climate Change Action Plan:**

   1.1. **<u>Motion 1:</u> That the Chief Executive Officer investigate the Shire joining the Waterwise Councils Program, and prepare a report to Council (the Commissioner) for consideration;**

   1.2. **<u>Motion 2:</u> That the Chief Executive Officer investigate the Shire joining the Cities Power Partnership and prepare a report to Council (the Commissioner) for consideration; and**

   1.3. **<u>Motion 3:</u> That the Chief Executive Officer investigate the Shire signing the WALGA Climate Change Declaration, and prepare a report to Council (the Commissioner) for consideration.**

2. **Acknowledge that it has considered Motions 1, 2 and 3 and instruct the Chief Executive Officer to:**

   2.1. **Investigate the Shire of Donnybrook Balingup joining the Waterwise Councils Program and defer the decision to join the Waterwise Councils Program until an elected Council is established;**

   2.2. **Advise the Executive Officer of the Warren Blackwood Alliance of Councils Climate Change Action Plan Implementation Reference Group**

that the Shire is an existing participant in the Cities Power Partnership; and

2.3. Investigate the Shire signing the WALGA Climate Change Declaration and defer the decision sign the WALGA Climate Change Declaration until an elected Council is established.

Reason: Shire Officers need to investigate the responsibilities and implications associated with Motions 1 and 3 to ensure the Council has a thorough understanding of the benefits and potential resourcing implications associated with these two items.

The Shire is already a member of the Cities Power Partnership, therefore, no further action is required for Motion 3.

STRATEGIC ALIGNMENT

The following outcomes from the Council Plan relate to this proposal:

Outcome	4	Shared responsibility for sustainability
Objectives	4.1	Encourage the adoption of Sustainable Practices.

EXECUTIVE SUMMARY

The Shire of Donnybrook Balingup is a member of the Warren Blackwood Alliance of Councils (WBAC). As part of this membership, the Shire is represented on the WBAC Climate Change Action Plan Implementation Reference Group (CCAPIRG), through the membership of both Council and Shire representatives.

At the WBAC CCAPIRG meeting held 17 February 2023, delegates discussed a series of draft respective motions to be considered by each participating local government.

It is recommended that Council (the Commissioner) consider the recommendations of the CCAPIRG.

BACKGROUND

The WBAC Climate Change Action Plan (Action Plan) outlines the WBAC Climate Change Policy commitments, and the relevant adaptation, mitigation, leadership and advocacy, and communication advocacy actions that have been committed to at both the sub-regional and organisational levels. Through the implementation of the Action Plan, it has been identified that joining the Waterwise Councils Program, joining the Cities Power Partnership and signing the WALGA Climate Change Declaration are appropriate actions for the Shire to consider, in order to achieve the outcomes to “tackle climate change, build resilience and minimise the vulnerability of our communities to climate change” as identified in the Action Plan.

Following the WBAC CCAPIRG meeting held 17 February 2023, the Executive Officer of the WBAC CCAPIRG, Mr Mark Batty, prepared the subject draft motions for further consideration:

Motion 1: That the Chief Executive Officer investigate the Shire joining the Waterwise Councils Program, and prepare a report to Council (the Commissioner) for consideration;

Motion 2: That the Chief Executive Officer investigate the Shire joining the Cities Power Partnership and prepare a report to Council (the Commissioner) for consideration; and

Motion 3: That the Chief Executive Officer investigate the Shire signing the WALGA Climate Change Declaration, and prepare a report to Council (the Commissioner) for consideration.

A copy of the draft motions and background information provided by Mr Batty is provided in Attachment 9.1.2(1).

FINANCIAL IMPLICATIONS

Whilst membership of the three stated initiatives is free of charge, there are ongoing responsibilities and resourcing implications associated with each that carry financial implications for the Shire.

Further research and investigation is required to ensure Council (the Commissioner and/or future elected members) has a clear understanding of the ongoing resourcing and associated financial implications.

POLICY COMPLIANCE

WBAC Climate Change Policy Statement

As a member of the WBAC, the Shire has acknowledged it's commitment to addressing climate change impacts. The motions outlined by the WBAC CCAPIRG demonstrate this commitment.

STATUTORY COMPLIANCE

Nil.

CONSULTATION

Nil.

OFFICER COMMENT

The participation of the Shire of Donnybrook Balingup in the Warren Blackwood Alliance of Councils has provided clarification, support, and direction in relation to establishing appropriate actions to increase the Shire's capability and resilience to climate change impacts, through the development of the WBAC Climate Change Action Plan. This plan has identified that by joining the Waterwise Council's program, and signing the WALGA Climate Change Declaration, the Shire will obtain access to significant resources to facilitate improved environmental outcomes, and greater capacity for addressing climate change.

As outlined in Attachment 9.1.2.(1), there are many benefits to the participation of the subject initiatives:

1. Waterwise Council Program (Motion 1);
2. Cities Power Partnership (Motion 2); and
3. Signing the WALGA Climate Change Declaration (Motion 3).

The Shire is currently a member of the Cities Power Partnership which includes actions demonstrating a commitment to the following five pledges:

- Install renewable energy (solar PV and battery storage) on Council buildings;
- Roll out energy efficient lighting across the municipality;
- Encourage sustainable transport use such as public transport, walking and cycling through council transport planning and design;
- Support cycling through provision of adequate cycle lanes, bike parking and end-of-ride facilities; and
- Set up meetings and attend events to work with other cities on tackling climate change.

The Shire is also provided with numerous networking opportunities for staff to share innovative ideas and solutions on sustainability with other Local Governments. This partnership also reaffirms the Shire's commitment to sustainable solutions in working towards climate change mitigation.

Noting the Shire's existing participation in the WBAC CCAPIRG and the current WBAC Climate Change Policy commitments as outlined in the WBAC Climate Change Action Plan, the Shire needs to consider the benefits of each of the two (2) remaining Motions (1 and 3) and investigate ongoing associated responsibilities.

Investigating the implications of Motion 1 and 3 will allow improved decision making in relation to viability of Shire participation, considering current resourcing capabilities, and identify potential opportunity for improvement in relation to Climate Change and Natural Resource Management.

Therefore, it is recommended that relevant Shire officers undertake further research and liaise with the WBAC CCAPIRG to ensure that these responsibilities are clearly understood prior to making a formal recommendation to Council (the Commissioner and/or any future elected members), as per the officer's recommendation.

COUNCIL RESOLUTION 55/23

Moved: Commissioner McGowan

That Council (the Commissioner):

1. **Receive the three (3) motions raised at the Warren Blackwood Alliance of Councils Climate Change Action Plan Implementation Reference Group Meeting held 17 February 2023 as it relates to the Shire's level of participation in the implementation of the Warren Blackwood Alliance of Councils Climate Change Action Plan:**

   1.1. **Motion 1: That the Chief Executive Officer investigate the Shire joining the Waterwise Councils Program, and prepare a report to Council (the Commissioner) for consideration;**

   1.2. **Motion 2: That the Chief Executive Officer investigate the Shire joining the Cities Power Partnership and prepare a report to Council (the Commissioner) for consideration; and**

   1.3. **Motion 3: That the Chief Executive Officer investigate the Shire signing the WALGA Climate Change Declaration and prepare a report to Council (the Commissioner) for consideration.**

2. **Acknowledge that it has considered Motions 1, 2 and 3 and instruct the Chief Executive Officer to:**

   2.1. **Investigate the Shire of Donnybrook Balingup joining the Waterwise Councils Program and defer the decision to join the Waterwise Councils Program until an elected Council is established;**

   2.2. **Advise the Executive Officer of the Warren Blackwood Alliance of Councils Climate Change Action Plan Implementation Reference Group that the Shire is an existing participant in the Cities Power Partnership; and**

   2.3. **Investigate the Shire signing the WALGA Climate Change Declaration and defer the decision sign the WALGA Climate Change Declaration until an elected Council is established.**

Reason: Shire Officers need to investigate the responsibilities and implications associated with Motions 1 and 3 to ensure the Council has a thorough understanding of the benefits and potential resourcing implications associated with these two items.

The Shire is already a member of the Cities Power Partnership, therefore, no further action is required for Motion 2.

CARRIED: COMMISSIONER MCGOWAN

Commissioner McGowan updated the resolution to refer to Motion 2, instead of the recommendation which referred to Motion 3.

9.1.3 REQUEST TO CLOSE PORTION OF UNCONSTRUCTED ROAD RESERVE (DARONCHS ROAD), BALINGUP

Location	Daronchs Road Reserve, Balingup
Applicant	Saul Wende
File Reference	A5413
Author	Philip Diamond, Planning Officer
Responsible Manager	Kira Strange, Acting Director Operations
Attachments	9.1.3(1) – Location Plan 9.1.3(2) – Site Plan 9.1.3(3) – Formal Request to Close Road Reserve 9.1.3(4) – Preliminary Written Advice 9.1.3(5) – Public Advertising 9.1.3(6) – Referral to State Agency 9.1.3(7) – Schedule of Submissions 9.1.3(8) – Legal Access Plan
Voting Requirements	Simple Majority

Recommendation

That Council (the Commissioner):

1. **Pursuant to Section 58 of the *Land Administration Act 1997* resolve to:**

    1.1. **Authorise the Chief Executive Officer to request the Minister for Lands to close the road subject to all associated costs with the request being borne by the relevant applicant/landowner.**

STRATEGIC ALIGNMENT

The following outcomes from the Council Plan relate to this proposal:

Outcome	8	Safe and convenient movement of people
Objective	8.1	Improve road safety, connectivity and traffic flow for all users.

EXECUTIVE SUMMARY

The Shire has received a request to close a portion of unconstructed road reserve for the purposes of private acquisition by an adjoining landowner.

Road closure requests are administered by the Local Government in accordance with the *Land Administration Act 1997* (LAA) and *Land Administration Regulations 1998* (LAR) then forwarded to the Minister for Lands for approval.

Whilst initial questions were raised by Shire officers in a preliminary review of the request, further clarification was sought through the public advertising period, including obtaining

advice from the Department of Planning, Lands and Heritage (DPLH) and the Shire of Bridgetown Greenbushes (SoBG). The initial questions have now been suitably addressed and further detailed within this report.

It is therefore recommended that the request be supported by Council (the Commissioner), administered by officers in accordance with the LAA and LAR and forwarded to the Minister for Lands for approval.

BACKGROUND

On 27 June 2022, the Shire received a preliminary request to close the portion of unconstructed road reserve approximately 5 kilometres south-east of the Balingup townsite (Attachment 9.1.3(1)) The subject parcel, totalling 1.9 hectares, is currently unconstructed and is not identified within the Shire's Works and Services program for future construction.

The request has been made by the adjacent landowner of Lot 6445 Westlington Road, Balingup, for the purposes of private acquisition and amalgamation to their property.

Following the preliminary investigation and provision of written feedback (Attachment 9.1.3(4)), the Shire received a formal request to close the subject portion of road reserve on 13 October 2022. As recommended by Shire officers, the request included advice sought by the proponent from the DPLH and the SoBG indicating their preliminary position on the proposed closure with no initial objections (Attachment 9.1.3(3)).

Generally, when Shire officers receive formal requests of this nature, a report is prepared for Council's consideration prior to commencing the advertising and referral process for preliminary endorsement. However, a number of questions and issues were raised by officers in the preliminary review which presented too many variables for consideration. Therefore, officers determined that further consultation and advertising was required in order to make an informed recommendation to Council (the Commissioner).

Initial issues raised by officers included:

- The implications to surrounding landowners and whether or not this would impact legal access to their properties;
- The disconnect that may be created by closing the central portion of the subject road reserve which extends north to adjacent properties, and south into the SoBG, which may result in ad-hoc, inaccessible portions of unconstructed road reserve. Shire officers currently understand that this is not a desirable outcome for the DPLH;
- Potential implications on the SoBG's road construction program and the connection this road reserve has to their Shire;
- A 'dial before you dig' request revealed there may have been Telstra and Western power assets in the area; and
- The road reserve is located within a designated bushfire prone area and has a number of water courses contained within.

Following the preliminary review by officers and the receipt of the formal request to close the subject road reserve, in accordance with the LAA, the proposal was advertised to the general public, relevant surrounding landowners, and the relevant state agencies.

FINANCIAL IMPLICATIONS

The applicant has paid the relevant fees as it relates to the request including:

- Part 1: Written Planning Advice – Preliminary investigation and feedback ($73.00)
- Part 2: Formal Request to Close Road ($750.00)
- Part 2: Cost of Advertisement in the South Western Times ($267.08)
- Part 2: Purchase of 5 Easement Documentations for Lots surrounding Road Reserve Closure ($141.00)

In order for officers to complete due diligence, an additional two title documents were purchased for $56.40, which has been allocated to the appropriate Land Administration budget.

The applicant has provided written confirmation in accepting responsibility of all associated requests as required by the Local Government and/or the DPLH such as surveying, plan/document preparation, etc (Attachment 9.1.3(3)).

POLICY COMPLIANCE

Local Planning Policy 9.9 Road Closure (LPP 9.9) outlines the following parameters relevant to a request of this nature:

1. *Council will not support the closure of any gazetted public road which has any possibility whatsoever of being utilised. There is a general presumption against the closing of roads.*

2. *Council will however consider the closure of a gazetted road where it will have no impact upon legal practical access to any property and will result primarily in the rationalisation of land and roads within the Shire.*

3. *In the event that Council supports the closure of a road the proponent will be liable for all costs involved with the road closure.*

A review of the proposal confirms that the request meets the requirements of LPP 9.9 and can be considered by Council (the Commissioner).

STATUTORY COMPLIANCE

A request to the Minister for Lands to formally close a road is to be made in accordance with Section 58 of the *Land Administration Act 1997* including the requirement to advertise the closure for a period of no less than 35 days.

For the purposes of preparing a request under the LAA, the Local Government must also adhere to the requirements of Regulation 9 of the *Land Administration Regulations 1998.*

In summary, the request to the Minister must be accompanied by:

- A written, in-principle agreement from the landowner/applicant to purchase the land identified for closure;
- Plans of the location of the road and portion to be closed;
- A copy of the Council Resolution(s) to initiate and support the proposed closure;
- A copy of the public advertisement/notification (required for a period of no less than 35 days);
- Copies of any submission(s) received during the public/advertisement period;
- The local government's assessment of the comments received; and
- Any other relevant information.

CONSULTATION

In accordance with the LAA, the proposed road closure has been advertised to the general public in a newspaper circulating the district with comments invited for a period of no less than 35 days (Attachment 9.1.3(5)). In addition, letter notifications were provided to surrounding landowners inviting direct comment on the proposed closure (Attachment 9.1.3(5).

Three responses were received in support of the proposed road reserve closure (Attachment 9.1.3(7).

Whilst the formal request was made for the portion of unconstructed road reserve adjacent to the proponent's property at Lot 6445, Shire officers advertised the potential closure of the section of unconstructed road reserve to the north that adjoins Lot 3543 and Lot 8 (as illustrated in Attachment 9.1.3(2).

Shire officers then provided written notification to the subject landowner(s) of Lot 3543 and Lot 8 with not initial response received. As such, they were contacted directly by the Planning officer on 2 February 2023, with follow up correspondence on 7 March 2023 to confirm any interest. Both landowners have verbally advised that they had no interest in the purchase of the section of road reserve adjoining their properties.

In addition, during the preliminary review of the request (Part 1), a 'Before You Dig' enquiry resulted in two agencies identifying assets within the location: Western Power and Telstra. The proposed road closure was referred to the following external agencies (Attachment 9.1.3(6):

- Shire of Bridgetown-Greenbushes
- Department of Water and Environmental Regulation (DWER);
- Department of Fire and Emergency Services (DFES);
- Department of Biodiversity, Conservations and Attractions (DBCA)

- Main Roads Western Australia (MRWA);
- Telstra;
- Western Power;
- Department of Planning, Lands and Heritage (DPLH); and
- Water Corporation.

No specific objections were received to the proposed road reserve closure, with a schedule of submissions provided in Attachment 9.1.3(7), however Western Power noted they were unable to provide comments on the Road Reserve closure.

OFFICER COMMENT

Road Reserves are Crown Land and generally under the care and control of the local government (except for main roads under the care and control of Main Roads WA).

In order for landowners/applicants to purchase a portion of road (whether unconstructed or not) the actual road reserve parcel needs to be formally closed. In order to do this, the Local Government (at the request of the landowner/applicant) has to administer the request under the LAA and LAR and formally request the Minister for Lands to close the road.

Upon review of the relevant title documentation, it has been identified that that Lot 52 (92) Westlington Road, Balingup, does not have a legal access right to a constructed road reserve (Attachment 9.1.3(8)). The proposed closure of this unconstructed road reserve does not change the current status of Lot 52 as, even if constructed, does not provide it with legal access. Notwithstanding this, Shire officers directly contacted the relevant landowner of Lot 52 to advise of this information and determine if they had any objections to the proposed road reserve closure. The Shire has received correspondence from the landowners of Lot 52 advising that they have no objections to the proposed closure (Attachment 9.1.3(7)).

In summary, a final assessment of the proposed road closure indicates the following:

- The subject road reserve is unconstructed;
- The Shire's Works and Services team have advised that there are no current or future plans for the construction of a road within this road reserve;
- The applicant has agreed to accept all associated costs with the request;
- No objections have been received to the proposed closure;
- The SoBG have confirmed that the closure will not compromise their road program as they have no intention to construct the adjoining road reserve within their Shire;
- Technically, there is no existing access to the subject road reserve as it is not connected to the Shire's constructed road network and remains unconstructed through to the south in the SoBG;
- The road reserve will not impact current legal access provisions to surrounding properties and it is unlikely that the road reserve could provide viable legal access

to Lot 52 (given it does not adjoin the road reserve). A summary of the existing legal access is illustrated in Attachment 9.1.3(8) and hereby detailed:

- Lot 6445 currently has legal access to their property by way of an easement over Lot 52 and Lot 8 connecting to Westlington Road;
- Lot 3543 currently has legal access across the road reserve North of the proposed closure and then by way of easement over Lot 8 connecting to Westlington Road;
- Lot 2932 currently has legal access across the road reserve North of the proposed closure and by way of easement over Lot 3543 and 8 connecting to Westlington Road; and
- Lot 52 does not currently have legal access to the road network.

In light of the above, the proposed road closure complies with LPP 9.9 and can be supported by Council (the Commissioner). It is therefore recommended that Council resolve in accordance with the Officer's recommendation.

COUNCIL RESOLUTION 56/23

Moved: Commissioner McGowan

That Council (the Commissioner):

1. Pursuant to Section 58 of the *Land Administration Act 1997* resolve to:

1.1. Authorise the Chief Executive Officer to request the Minister for Lands to close the road identified in attachment 2 subject to all associated costs with the request being borne by the relevant applicant/landowner.

CARRIED: COMMISSIONER MCGOWAN

Commissioner McGowan added the wording "attachment 2" to the officer's recommendation, as shown above.

9.1.4 ANNUAL REVIEW OF THE SHIRE OF DONNYBROOK BALINGUP FIRE BREAK ORDER 2023/24 FINANCIAL YEAR

Location	Shire of Donnybrook Balingup
Applicant	Shire of Donnybrook Balingup
File Reference	FRC 01, FRC 04
Author	Jess Cooper, Community Emergency Services Manager
Responsible Manager	Kira Strange, Acting Director Operations
Attachments	9.1.4(1) Draft 2023/2024 Fire Break Order
Voting Requirements	Simple Majority

Recommended Committee Resolution

That Council (the Commissioner):

1. **Endorse the 2023/2024 Shire of Donnybrook Balingup Fire Break Order.**

2. **Instructs the Chief Executive Officer to produce and distribute the 2023/2024 Shire of Donnybrook Balingup Fire Break order in accordance with Section 33 of the *Bush Fires Act 1956.***

STRATEGIC ALIGNMENT

The following outcomes from the Council Plan relate to this proposal:

Outcome	3	The natural environment is well managed for the benefit of current and future generations.
Objective	3.2	Develop community readiness to cope with natural disasters and emergencies.
Priority Project	3.2.4	Provide support for emergency services volunteers.

EXECUTIVE SUMMARY

The Shire of Donnybrook Balingup Fire Break Order is a notice that is produced and distributed in accordance with Section 33 of the *Bush Fires Act 1954* and is presented for BFAC endorsement (Attachment 9.4.1(1)).

BACKGROUND

The Shire of Donnybrook Balingup Fire Break Order determines the fire prevention requirements of owners or occupiers within the Shire of Donnybrook Balingup, such as the installation of firebreaks or the removal of inflammable materials that may contribute to the spread of fire.

The Shire of Donnybrook Balingup Fire Break Order is included with the annual rates notice, which is distributed via post to all ratepayers within the Shire of Donnybrook

Balingup. This notice is also available to all residents via advertising in the Preston Press and is published on the Shire website.

Each year, the Shire of Donnybrook Balingup Bush Fire Advisory Committee is provided an opportunity to review the requirements contained within the Shire of Donnybrook Balingup Fire Break Order. Other updates such as dates and contact names are automatically carried out by the Community Emergency Services Manager.

FINANCIAL IMPLICATIONS

The total cost of the production and distribution for the 2022/23 Fire Break Order was $2,596.00.

POLICY COMPLIANCE

Nil

STATUTORY COMPLIANCE

Section 33, *Bush Fires Act 1954*

CONSULTATION

Bush Fire Advisory Committee Meeting (BFAC) – 4 May 2023

OFFICER COMMENT/CONCLUSION

The details of the draft Shire of Donnybrook Balingup Fire Break Order were discussed during the BFAC meeting and a number of minor changes were made including:

- Updated to reflect changes to Australian Fire Danger Rating System (AFDRS);
- Grammatical errors corrected;
- Inclusion of Mr Brad Kettle as Fire Control Officer for Mumballup Bush Fire Brigade (subject to authorisation); and
- *Bush Fires Act 1954 Summary* point 10;
    - Inclusion of defined extinguisher size (9 litres). This was previously undefined.

It is therefore recommended that Council (the Commissioner) endorse the Shire of Donnybrook Balingup Fire Break Order, including the changes made, as per the recommendation of the BFAC.

COUNCIL RESOLUTION 57/23

Moved: Commissioner McGowan

That Council (the Commissioner):

1. **Endorse the 2023/2024 Shire of Donnybrook Balingup Fire Break Order.**

2. **Instructs the Chief Executive Officer to produce and distribute the 2023/2024 Shire of Donnybrook Balingup Fire Break order in accordance with Section 33 of the *Bush Fires Act 1956.***

CARRIED: COMMISSIONER MCGOWAN

9.1.5 ENDORSEMENT OF NOMINATED FIRE CONTROL OFFICERS

Location	Shire of Donnybrook Balingup
Applicant	Shire of Donnybrook Balingup
File Reference	FRC 01, FRC 10A-FRC10L
Author	Jess Cooper, Community Emergency Services Manager
Responsible Manager	Kira Strange, Acting Director Operations
Attachments	Nil
Voting Requirements	Simple Majority

Recommended Committee Resolution:

That Council (the Commissioner):

1. **Endorse the following persons as Fire Control Officers for the period 30/06/2023 until 01/07/2024 pursuant to section 38 of the *Bush Fires Act 1954,* and the persons to be advertised pursuant to section 38(2a) of the *Bush Fires Act 1954* and Section 3.11 of the *Shire of Donnybrook Balingup Bushfire Brigades Local Law* subject to the following:**

   1.1 Each endorsed Fire Control Officer having completed the DFES ire Control Officer training prior to the October 2023 Bush Fire Advisory Committee Meeting;

   1.2 In the event that a Fire Control Officer has not completed the training by the October 2023 Bush Fire Advisory Committee Meeting, the Brigade shall be requested to nominate an alternative member who has completed the Fire Control Officer training for the remainder of the applicable period.

2. **Instruct the Chief Executive Officer to authorise the following persons as Fire Control Officers for their respective brigade areas under Section 38 of *The Bush Fires Act 1956* and delegation 3.1.8 *Appoint Bush Fire Control Officer/s and Fire Weather Officer:***

Brigade Area	***Officer***
Argyle Irishtown	*Mr Scott Rowe*
Balingup	*Mr Paul Davis*
Beelerup	*Mr Stuart Simmonds*
Donnybrook Town	*Mr David Tooke*
Ferndale – Stirling Park	*Mr Max Walker*
Kirup	*Mr Chris Wringe*
Lowden	*Mr Michael Anderson*
Mullalyup	*Mr William (Andrew) Scott*
Mumballup Noggerup	*Mr Brad Kettle*
Munro	*Mr Tas Thamo*
Thomson Brook/Brookhampton	*Mr Graham Foan* *Mr Tim McNab*
Upper Capel	*Mr Bevan Dix*

STRATEGIC ALIGNMENT

The following outcomes from the Council Plan relate to this proposal:

Outcome	3	The natural environment is well managed for the benefit of current and future generations.
Objective	3.2	Develop community readiness to cope with natural disasters and emergencies.
Priority Project	3.2.4	Provide support for emergency services volunteers.

EXECUTIVE SUMMARY

The Authorisation of Fire Control Officers is made pursuant to Section 38 of the *Bush Fires Act 1954.*

BACKGROUND

In Accordance with Sections 3.6 and 3.7 of the *Shire of Donnybrook Balingup Bushfire Brigades Local Law,* Shire of Donnybrook Balingup Bush Fire Brigades are to hold an Annual General Meeting (AGM) during the month of March, where a person is to be nominated to the Bush Fire Advisory Committee (BFAC) for the position of Fire Control Officer (FCO) until the next AGM.

Endorsed nominations for FCO by the BFAC are then submitted to Council for consideration and further endorsement. Upon endorsement from Council, the Chief Executive Officer is then instructed to authorise the nominee for FCO under delegation 3.1.8 *Appoint Bush Fire Control Officer/s and Fire Weather Officer* and Section 3.11 of the *Shire of Donnybrook Balingup Bushfire Brigades Local Law.*

The following nominations for FCO have been received by the Shire of Donnybrook Balingup, for consideration of the BFAC:

Brigade Area	**Officer**
Argyle Irishtown	Mr Scott Rowe
Balingup Town	Mr Paul Davis
Beelerup	Mr Stuart Simmonds
Donnybrook Town	Mr David Tooke
Ferndale Stirling Park	Mr Max Walker
Kirup	Mr Chris Wringe
Lowden	Mr Michael Anderson
Mullalyup	Mr William (Andrew) Scott
Mumballup Noggerup	Mr Brad Kettle
Munro	Mr Tas Thamo
Thomson Brook/Brookhampton (x2)	Mr Graham Foan Mr Tim McNab
Upper Capel	Mr Bevan Dix

FINANCIAL IMPLICATIONS

Nil.

POLICY COMPLIANCE

Nil.

STATUTORY COMPLIANCE

- Section 38, *Bush Fires Act 1954*
- Section 3.6, *Shire of Donnybrook Balingup Bushfire Brigades Local Law*
- Section 3.7, *Shire of Donnybrook Balingup Bushfire Brigades Local Law*
- Section 3.11, *Shire of Donnybrook Balingup Bushfire Brigades Local Law*

CONSULTATION

Bush Fire Advisory Committee Meeting (BFAC) – 4 May 2023.

OFFICER COMMENT/CONCLUSION

It is recommended that the Shire of Donnybrook Balingup Bush Fire Advisory Committee endorse the received nominations for the positions of Fire Control Officer for each Bush Fire Brigade within the Shire of Donnybrook Balingup.

COUNCIL RESOLUTION 58/23

Moved: Commissioner McGowan

That Council (the Commissioner):

1. **Endorse the following persons as Fire Control Officers for the period 30/06/2023 until 01/07/2024 pursuant to section 38 of the *Bush Fires Act 1954,* and the persons to be advertised pursuant to section 38(2a) of the *Bush Fires Act 1954* and Section 3.11 of the *Shire of Donnybrook Balingup Bushfire Brigades Local Law* subject to the following:**

    1.1 Each endorsed Fire Control Officer having completed the DFES ire Control Officer training prior to the October 2023 Bush Fire Advisory Committee Meeting;

    1.2 In the event that a Fire Control Officer has not completed the training by the October 2023 Bush Fire Advisory Committee Meeting, the Brigade shall be requested to nominate an alternative member who has completed the Fire Control Officer training for the remainder of the applicable period.

2. **Instruct the Chief Executive Officer to authorise the following persons as Fire Control Officers for their respective brigade areas under Section 38 of *The Bush Fires Act 1956* and delegation 3.1.8 *Appoint Bush Fire Control Officer/s and Fire Weather Officer:***

Brigade Area	***Officer***
Argyle Irishtown	*Mr Scott Rowe*
Balingup	*Mr Paul Davis*
Beelerup	*Mr Stuart Simmonds*
Donnybrook Town	*Mr David Tooke*
Ferndale – Stirling Park	*Mr Max Walker*
Kirup	*Mr Chris Wringe*
Lowden	*Mr Michael Anderson*
Mullalyup	*Mr William (Andrew) Scott*
Mumballup Noggerup	*Mr Brad Kettle*
Munro	*Mr Tas Thamo*
Thomson Brook/Brookhampton	*Mr Graham Foan* *Mr Tim McNab*
Upper Capel	*Mr Bevan Dix*

CARRIED: COMMISSIONER GAIL MCGOWAN

9.1.6 ELECTION OF BUSH FIRE ADVISORY COMMITTEE OFFICE BEARERS

Location	Shire of Donnybrook Balingup
Applicant	Shire of Donnybrook Balingup
File Reference	FRC 01
Author	Jess Cooper, Community Emergency Services Manager
Responsible Manager	Kira Stranger, Acting Director Operations
Attachments	Nil
Voting Requirements	Simple Majority

Recommended Committee Resolution:

That Council (the Commissioner):

1. **Endorse the recommended office bearers of the Bush Fire Advisory Committee as follows:**

OFFICE	NOMINATION
Chairperson	**Bevan Dix**
Chief Bush Fire Control Officer	**Max Walker**
Deputy Chief Bush Fire Control Officer	**David Tooke**
Deputy Chief Bush Fire Control Officer	**Ian Ralph**
Communications Officer	**Murray Webb**
Fire Weather Officer	**Murray Webb**

STRATEGIC ALIGNMENT

The following outcomes from the Council Plan relate to this proposal:

Outcome	3	The natural environment is well managed for the benefit of current and future generations.
Objective	3.2	Develop community readiness to cope with natural disasters and emergencies.
Priority Project	3.2.4	Provide support for emergency services volunteers.

EXECUTIVE SUMMARY

The election of Bush Fire Advisory Committee Office Bearers is a process that is undertaken annually as determined by Fire Control Policy 8.2.

BACKGROUND

Pursuant to section 38 of the *Bush Fires Act 1954*, a Local Government is required to appoint a Chief Bush Fire Control Officer and Deputy Chief Bush Fire Control Officers.

The Bush Fire Advisory Committee nominates suitable persons for these and other office bearing positions for endorsement by Council annually.

FINANCIAL IMPLICATIONS

Nil.

POLICY COMPLIANCE

Fire Control Policy 8.2 – *Bush Fire Advisory Committee Meetings.*

STATUTORY COMPLIANCE

- Section 38 (1) *Bush Fires Act 1954*
- Section 67 *Bush Fires Act 1954*

CONSULTATION

Bush Fire Advisory Committee Meeting (BFAC) – 4 May 2023.

OFFICER COMMENT/CONCLUSION

The appointment of the BFAC officers was discussed at the meeting held Thursday 4 May 2023. As per the relevant BFAC meeting minutes in Item 7.3, Attachment 7.3(1), all positions were appointed unopposed with the exception of the two Deputy Chief Bush Fire Control Officer positions. Four individuals were nominated for the two subject positions:

1. Mr David Tooke
2. Mr Ian Ralph;
3. Mr Paul Davis; and
4. Mr Michael Anderson.

Mr Davis declined to accept the nomination and Mr Ralph was not present at the BFAC meeting to confirm. Notwithstanding this, the three nominated candidates were voted on by way of a private ballot. The first successful candidate was Mr Tooke. The second successful candidate was Mr Ralph subject to his confirmation of the nomination. In the instance that Mr Ralph declined, Mr Anderson was the third successful nomination.

Ms Jessie Cooper verbally confirmed with Mr Ralph on 16 May 2023 that he accepted his nomination and was therefore appointed to the position by the BFAC.

It is recommended that Council endorse the recommended Office Bearers of the Bush Fire Advisory Committee as per the recommendation of the BFAC.

COUNCIL RESOLUTION 59/23

Moved: Commissioner McGowan

That Council (the Commissioner):

1. **Endorse the recommended office bearers of the Bush Fire Advisory Committee as follows:**

OFFICE	NOMINATION
Chairperson	Bevan Dix
Chief Bush Fire Control Officer	Max Walker
Deputy Chief Bush Fire Control Officer	David Tooke
Deputy Chief Bush Fire Control Officer	Ian Ralph
Communications Officer	Murray Webb
Fire Weather Officer	Murray Webb

CARRIED: COMMISSIONER MCGOWAN

9.2 DIRECTOR CORPORATE AND COMMUNITY

9.2.1 ACCOUNTS FOR PAYMENT – MARCH 2023

The Schedule of Accounts Paid under Delegation (No 1.2.21) is presented for public information (attachment 9.2.1(1)).

9.2.2 ACCOUNTS FOR PAYMENT – APRIL 2023

The Schedule of Accounts Paid under Delegation (No 1.2.21) is presented for public information (attachment 9.2.2(1)).

9.2.3 MONTHLY FINANCIAL REPORT – MARCH 2023

The Monthly Financial Report for March 2023 is attached *(attachment 9.2.3(1)).*

EXECUTIVE RECOMMENDATION

That the monthly financial report for the period ended March 2023 be received.

COUNCIL RESOLUTION 60/23

Moved: Commissioner McGowan

That the monthly financial report for the period ended March 2023 be received.

CARRIED: COMMISSIONER MCGOWAN

9.2.4 MONTHLY FINANCIAL REPORT – APRIL 2023

The Monthly Financial Report for April 2023 is attached *(attachment 9.2.4(1)).*

EXECUTIVE RECOMMENDATION

That the monthly financial report for the period ended April 2023 be received.

COUNCIL RESOLUTION 61/23

Moved: Commissioner McGowan

That the monthly financial report for the period ended April 2023 be received.

CARRIED: COMMISSIONER MCGOWAN

9.2.5 REPORT ON THE RESULTS OF 5-YEARLY ASSET REVALUATIONS

Location	Shire of Donnybrook Balingup
Applicant	Not Applicable
File Reference	FNC 10/5
Author	Stuart Eaton – Finance Projects
Responsible Manager	Kim Dolzadelli – Director Corporate and Community
Attachments	9.2.5(1) Valuation Report of Land & Building Assets For Insurance & Financial Reporting (AASB13 & 116) Purposes (Griffin Valuation Advisory) 9.2.5(2) Valuation Report of Other Infrastructure Assets For Insurance & Financial Reporting Purposes (Griffin Valuation Advisory) 9.2.5(3) Infrastructure Asset Valuation 2022 Roads, Car Parks, Drainage & Paths (Talis Consultants) 9.2.5(4) State of the Assets - Results of 5-Year Asset Revaluations
Voting Requirements	Simple Majority

Executive Recommendation

That Council (the Commissioner):

1. Receives the following reports, as attached:

1.1 Valuation Report of Land & Building Assets For Insurance & Financial Reporting (AASB13 & 116) Purposes (Griffin Valuation Advisory).
1.2 Valuation Report of Other Infrastructure Assets For Insurance & Financial Reporting Purposes (Griffin Valuation Advisory).
1.3 Infrastructure Asset Valuation 2022 Roads, Car Parks, Drainage & Paths (Talis Consultants).
1.4 State of the Assets - Results of 5-Year Asset Revaluations.

2. Instruct the Chief Executive Officer to include the updated asset valuations (and the estimated economic life sourced from the revaluations) in the 2023/24 review of Asset Management Plans, scheduled to be presented to Council (Commissioner) in June or July 2023.

STRATEGIC ALIGNMENT

The following outcomes from the Council Plan relate to this proposal:

Outcome 12 A well respected, professionally run organisation.

Objective 12.1 Deliver effective and efficient operations and service provision.

EXECUTIVE SUMMARY

In accordance with Regulation 17A(4) of the *Local Government (Financial Management) Regulation 1996* (the Regulations), is it a requirement that non-financial assets are revalued at intervals of not greater than five years.

Non-financial assets requiring revaluation under Regulation 17A are:

1. Land and buildings that are classified as property, plant and equipment.
2. Investment properties.
3. Infrastructure.
4. Vested improvements that the local government controls.

In compliance with Reg 17A(4), the Shire undertook a Request for Quotation process in 2022 to engage a suitably qualified and experienced valuer. Griffin Valuation Advisory (Griffin) was appointed to undertake the contract in collaboration with Talis Consultants (Talis).

Asset Category	Valuer	Date of Valuation
Land and buildings	Griffin	30 June 2022
Bridges	Griffin	30 June 2022
Other infrastructure	Griffin	1 July 2022
Roads	Talis	1 July 2022
Carparks	Talis	1 July 2022
Drainage	Talis	1 July 2022
Paths	Talis	1 July 2022

In general, the Shire engaged the contractor to undertake the following works:

a. Asset valuations for local government financial reporting in accordance with Australian Accounting Standards.
b. Valuations for insurance.
c. Asset Condition Assessments.
d. Review and update of Shire's RAMM Database.

The revaluations are now complete. Valuation reports are presented for the public record.

1. Attachment 9.2.5(1) - Valuation Report of Land & Building Assets For Insurance & Financial Reporting (AASB13 & 116) Purposes (Griffin Valuation Advisory).
2. Attachment 9.2.5(2) - Valuation Report of Other Infrastructure Assets For Insurance & Financial Reporting Purposes (Griffin Valuation Advisory).
3. Attachment 9.2.5(3) - Infrastructure Asset Valuation 2022 Roads, Car Parks, Drainage & Paths (Talis Consultants).

Officers have further prepared a consolidated report (Attachment 9.2.5(4) titled, *State of the Assets - Results of 5-Year Asset Revaluations.*

CONSULTATION

Nil.

OFFICER COMMENT

Summary of valuations are provided in the following tables. The reader is referred to the provided valuation reports for detail of valuations and condition assessments.

A useful indictor of asset condition is the Asset Consumption Ratio (ACR). This is an accounting measure which indicates the potential service remaining in non-financial assets. If the ACR is high, this indicates that an asset is in good condition – that is, they are either relatively new or have been maintained in good condition. If the ACR is low, this indicates that Council's assets are in relatively poor condition – that is, assets have not been renewed at a time when renewal was expected to occur, and the future service levels expected from these assets is lessened. This ratio seeks to designate the condition of physical assets. It measures the extent to which depreciable assets have been consumed by comparing their written down value to their replacement cost.

a. An ACR of 100% = New asset.
b. An ACR of 0% = Asset at end of economic life.

Local Government Operational Guidelines Number 18 – June 2013 (Financial Ratios), details ratios that required statutory reporting in the Annual Financial Report up until 1 June 2022.

The requirement to report these financial ratios has now been removed. The reason provided by the Department of Local Government, Sport and Cultural Industries is that the underlying financial information is still contained in the audited part of the financial statements and that the changes were based on recommendations made by the Office of the Auditor General.

Although discontinued, Guideline Number 18 established a minimum 'standard' for the ACR = 50%.

Each asset class is reported with its calculated ACR. It is important to note that the ratio is an indicator based on accounting valuations and does not replace physical inspections of individual assets as the primary source of asset condition.

ASSET CLASS	REPLACEMENT COST	DEPRECIATED REPLACEMENT COST (FAIR VALUE)	ACCUMULATED DEPRECIATION	INSURANCE VALUATION	QUANTITY	ASSET CONSUMPTION RATIO
Land	$5,342,000	$5,342,000	N/A	N/A	43	N/A
Buildings	$73,867,000	$42,203,900	$31,663,100	$81,914,400	132	57%
Bridges	$74,240,000	$34,018,000	$40,222,000	$79,696,100	35	46%
Other Infrastructure	$9,860,100	$5,427,100	$4,433,000	$10,969,600	240	55%
Play Equipment	$1,039,400	$915,600	$123,800	$1,190,700	50	88%

Source: Griffin Valuation Advisory

Note: For the purposes of revaluation and insurance, bridge 5224 is included, however, ownership remains unresolved, with the Shire currently negotiating with Main Roads WA and the adjoining landowners regarding the asset.

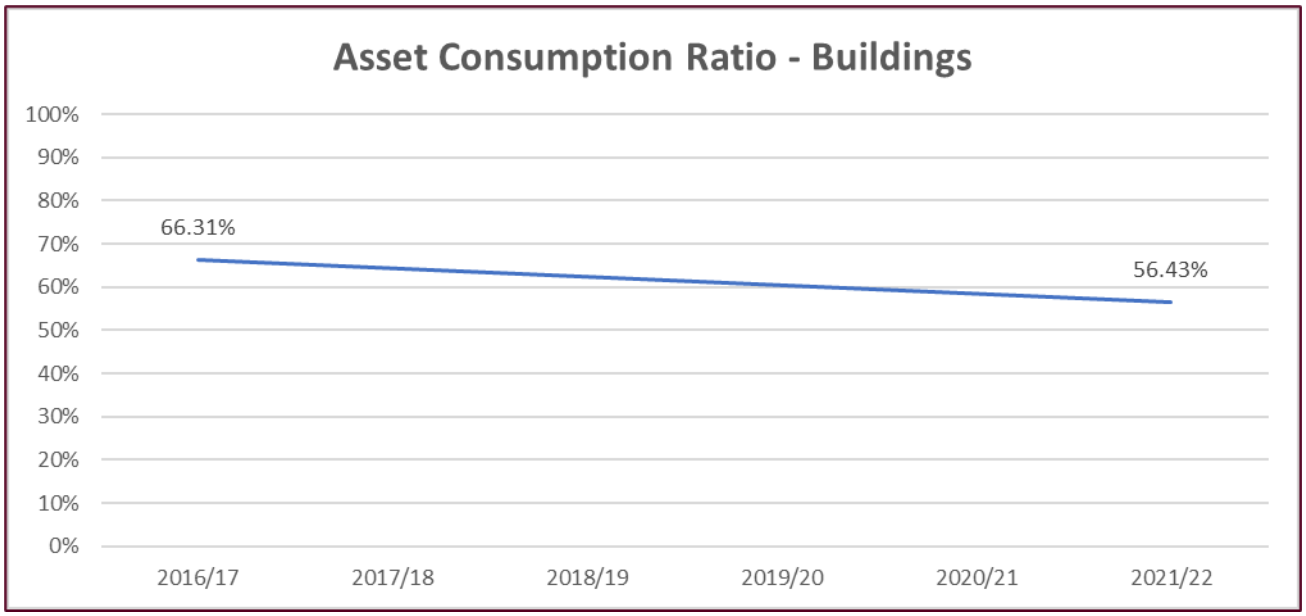

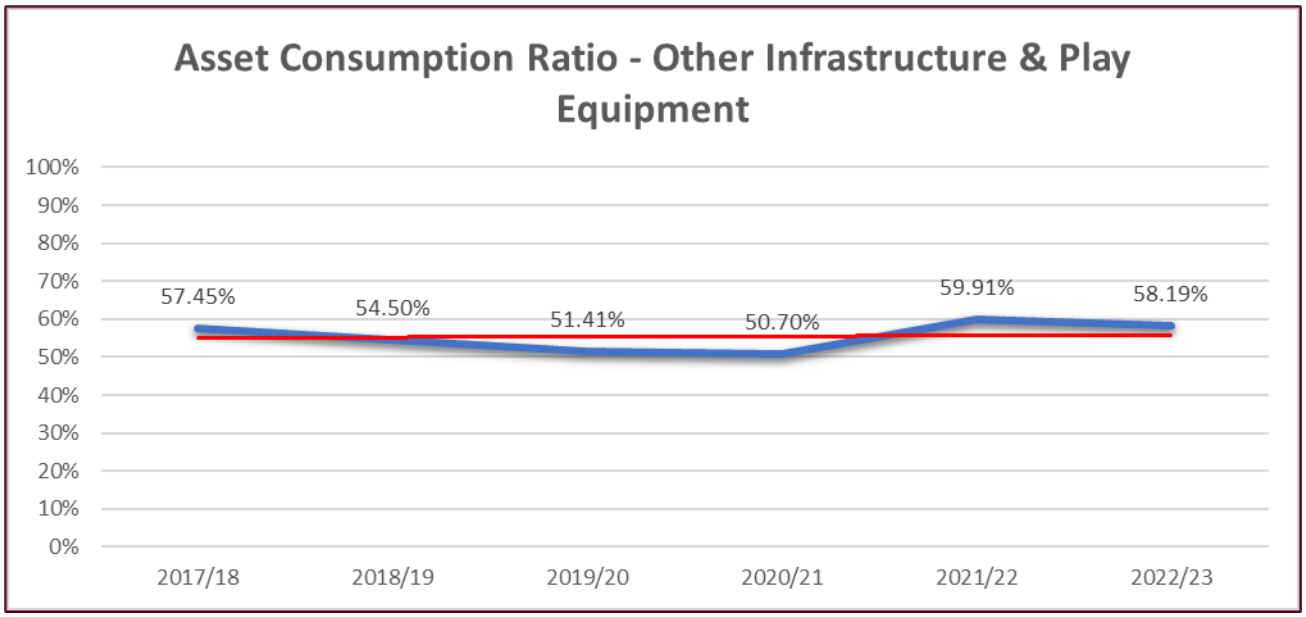

ASSET CLASS	ASSET SUB CLASS	COMPONENT	REPLACEMENT COST	DEPRECIATED REPLACEMENT COST	ACCUMULATED DEPRECIATION	COMPONENT LENGTH (M)	ASSET CONSUMPTION RATIO
Drainage	Culvert	Culvert	$19,293,801	$12,885,732	$6,408,069	20,302	67%
Drainage	Pipes	Pipes	$7,587,350	$5,091,770	$2,495,580	23,528	67%
Electrical	Lighting	Car Park Light	$43,441	$28,642	$14,799	N/A	66%

Electrical	Lighting	Park Light	$72,402	$65,524	$6,878	N/A	91%
Electrical	Lighting	Spot Light	$7,240	$6,878	$362	N/A	95%
Electrical	Lighting	Street Light	$152,044	$114,938	$37,106	N/A	76%
Infrastructure	Railings	Barrier – 2 Rail	$884,209	$562,552	$321,657	4,885	64%
Paths	Footpaths	Surface	$4,850,197	$3,632,747	$1,217,451	27,695	75%
Roads	Sealed	Pavement	$64,434,756	$41,329,035	$23,105,721	299,679	64%
Roads	Sealed	Subgrade	$7,947,049	$7,947,049	$0	299,679	100%
Roads	Sealed	Surface	$20,465,567	$16,456,249	$4,009,318	299,679	80%
Roads	Sealed	Surface Water Channel	$5,511,072	$3,830,452	$1,680,621	540,557	70%
Roads	Unsealed	Pavement	$13,866,098	$10,250,852	$3,615,246	334,824	74%
Roads	Unsealed	Subgrade	$6,947,493	$6,947,493	$0	356,674	100%
Roads	Unsealed	Surface Water Channel	$ 1,341,730	$1,341,730	$0	585,268	100%
Total			$161,556,420	$115,998,965	$45,557,454	2,801,464	72%

Source: Talis Consulting

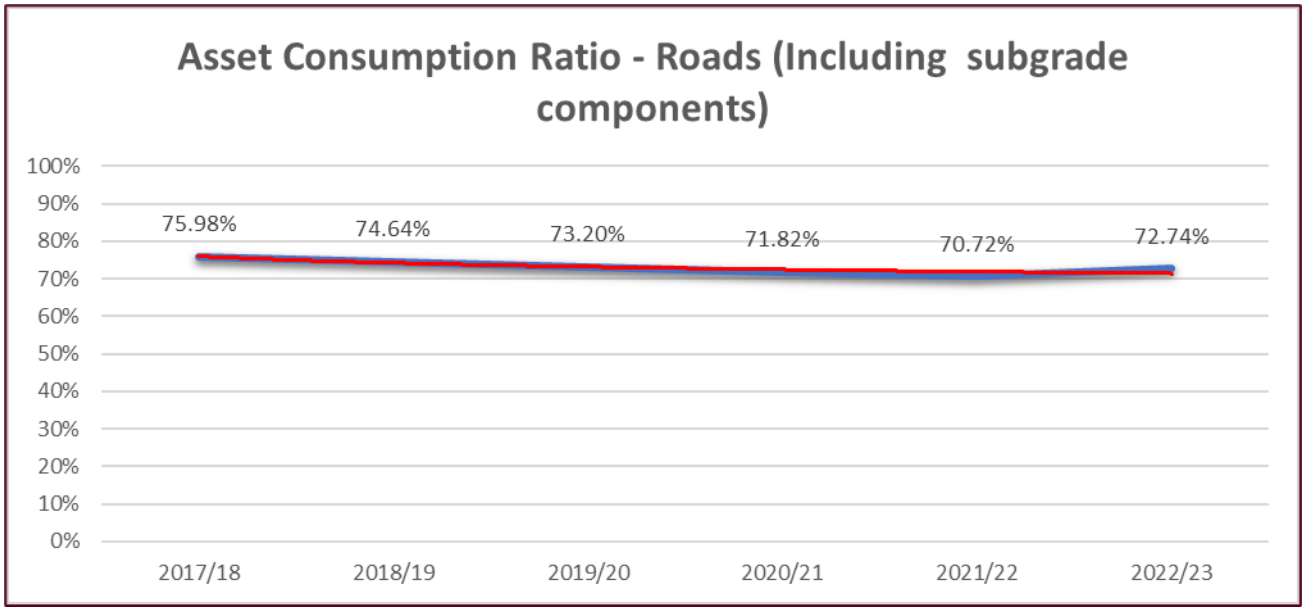

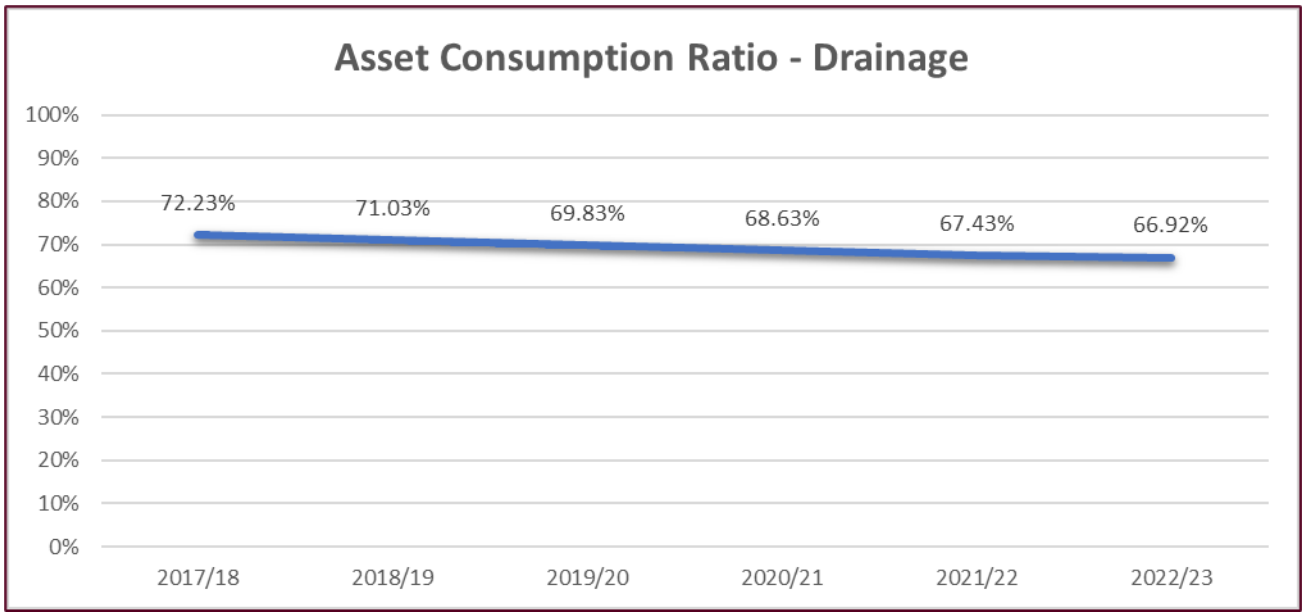

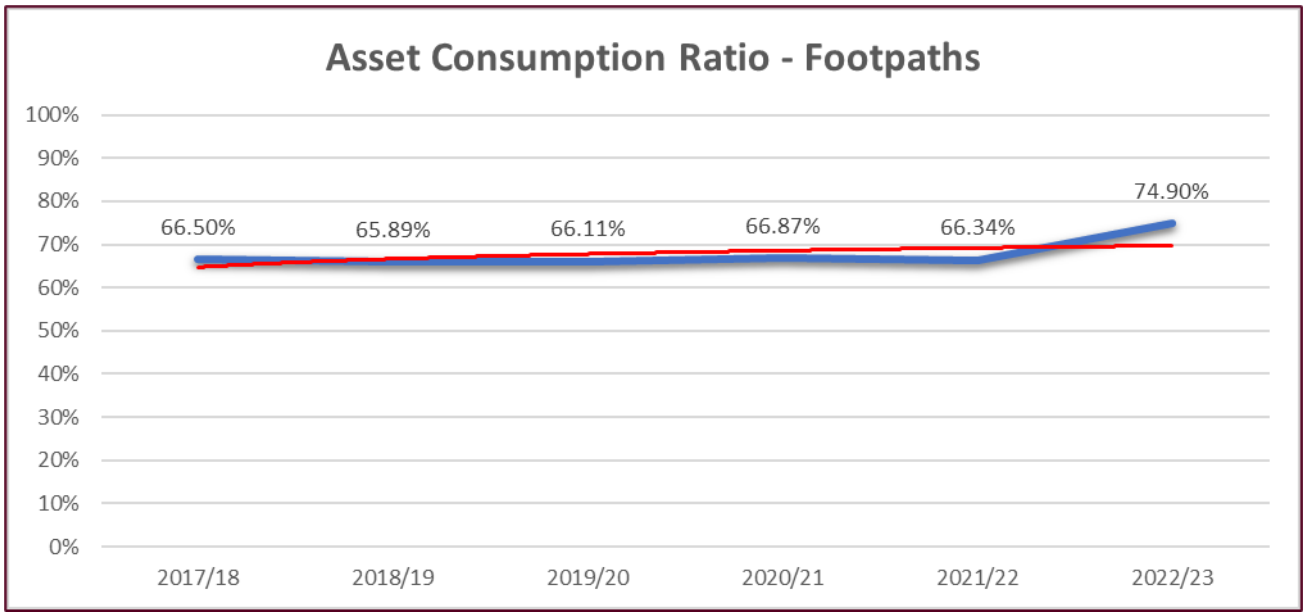

It is intended that the annual review of the Shire's Asset Management Plans will be presented to Council (Commissioner) at the June or July 2023 Ordinary Council Meeting. Where relevant, the 2023/24 Asset Management Plans will include revised asset valuations and estimated economic life sourced from the revaluations.

COUNCIL RESOLUTION 62/23

Moved: Commissioner McGowan

That Council (the Commissioner):

1. **Receives the following reports, as attached:**

   1.1 Valuation Report of Land & Building Assets for Insurance & Financial Reporting (AASB13 & 116) Purposes (Griffin Valuation Advisory).
   1.2 Valuation Report of Other Infrastructure Assets for Insurance & Financial Reporting Purposes (Griffin Valuation Advisory).
   1.5 Infrastructure Asset Valuation 2022 Roads, Car Parks, Drainage & Paths (Talis Consultants).
   1.6 State of the Assets - Results of 5-Year Asset Revaluations.

2. **Instruct the Chief Executive Officer to include the updated asset valuations (and the estimated economic life sourced from the revaluations) in the 2023/24 review of Asset Management Plans, scheduled to be presented to Council (the Commissioner) in June or July 2023.**

CARRIED: COMMISSIONER MCGOWAN

9.2.6 2023-2024 DRAFT BUDGET PLANNING

Location	Shire of Donnybrook Balingup
Applicant	Shire of Donnybrook Balingup
File Reference	N/A
Author	Kim Dolzadelli, Director Corporate and Community
Responsible Manager	Kim Dolzadelli, Director Corporate and Community
Attachments	9.2.6 (1) - Budget Outline 2023-24
Voting Requirements	Simple Majority

Executive Recommendation

That Council (the Commissioner):

1. **Endorse the 2023-2024 Draft Budget Outline as contained within Attachment 9.2.6(1) - Budget Outline 2023-24.**

2. **Request the Chief Executive Officer to prepare the Draft Budget based on the endorsed assumptions.**

STRATEGIC ALIGNMENT

The following outcome from the Council Plan relate to this proposal:

Outcome	11	Strong, visionary leadership
Objectives	11.1	Provide strategically focused, open and accountable governance.

EXECUTIVE SUMMARY

Council (Commissioner) is requested to consider and endorse a set of under-pinning financial inputs (assumptions) to assist the Executive in preparing the first draft of the 2023-24 Budget.

BACKGROUND

The ‘Budget Assumptions’ document is prepared for Council (Commissioner) and staff to aid preparation of the Draft Annual Budget. This process enables the Council’s early consideration of key financial input factors into the Annual Budget. Input factors (assumptions) include items such as the Local Government Cost Index, Long Term Financial Plan recommended rates changes, operating/capital grants, employee costs, utilities costs and many other factors.

FINANCIAL IMPLICATIONS

As the recommendation is for the Draft Budget only, there are no direct financial implications.

POLICY COMPLIANCE

Nil.

STATUTORY COMPLIANCE

As the recommendation is for the Draft Budget only, there are no direct statutory implications.

CONSULTATION

Not applicable.

OFFICER COMMENT

Local government budgets are complex (and regulated) financial instruments and the establishment of key financial directions from Council (the Commissioner) early in the budget development process will assist staff in preparing the draft budget documents.

The Executive recommendation (if approved by the Council) does not bind the Council (Commissioner) in future decision-making in relation to the Budget; the Council (Commissioner) maintains the right to review, modify, reject, change or otherwise make any decision relating to the Budget.

COUNCIL RESOLUTION 63/23

Moved: Commissioner McGowan

That Council (the Commissioner):

1. **Endorse the 2023-2024 Draft Budget Outline as contained within Attachment 9.2.6(1) - Budget Outline 2023-2024.**

2. **Request the Chief Executive Officer to prepare the Draft Budget based on the endorsed assumptions.**

CARRIED: COMMISSIONER MCGOWAN

9.3 CHIEF EXECUTIVE OFFICER

9.3.1 LOCAL GOVERNMENT REFORM PREPARATION

Location	Shire of Donnybrook Balingup
Applicant	Not applicable
File Reference	DEP 20/1
Author	Loren Clifford – Acting Manager Executive Services
Responsible Manager	Loren Clifford – Acting Manager Executive Services
Attachments	9.3.1(1) Local Government Reform Preparedness Report
Voting Requirements	Simple Majority

Recommendation

That Council (the Commissioner) receives the report detailing the upcoming Local Government reforms, the Shire's Administration preparation, comments and advice as shown in Attachment 9.3.1(1).

STRATEGIC ALIGNMENT

The following outcome from the Council Plan relate to this proposal:

Outcome	11	Strong, visionary leadership
Objectives	11.1	Provide strategically focused, open and accountable governance.
	11.2	Improve Community consultation and engagement.

EXECUTIVE SUMMARY

Council (Commissioner) is requested to receive the report detailing the upcoming Local Government reforms outlining the Administrations preparation, comments and advice as shown in Attachment 9.3.1(1).

BACKGROUND

The Local Government Amendment Bill 2023 is introducing the most significant reforms WA local governments have seen in more than 25 years.

The Shire operates under the *Local Government Act 1995* (the Act). The Act and its subsidiary regulations govern its operations. To enable local governments to better serve residents and ratepayers, the State Government has been working with the sector and the community to improve the Act.

The proposed reforms are based on six key themes:

1. Earlier intervention, effective regulation and stronger penalties,
2. Reducing red tape, increasing consistency and simplicity,
3. Greater transparency and accountability,
4. Stronger local democracy and community engagement,
5. Clear roles and responsibilities, and
6. Improved financial management and reporting.

The latest amendments were introduced into Parliament on 23 February this year and are the first of two tranches. The reforms are intended to provide for a strong, more consistent framework for local government across Western Australia, benefiting residents and ratepayers alike.

This first tranche focuses on electoral reform and has been introduced first to ensure that the reforms are ready for the October 2023 local government elections. These changes are intended to strengthen local democracy and provide greater transparency and accountability.

Following the Bill, amendments to various Regulations will also be progressed.

The second tranche of reform will be introduced later in 2023.

FINANCIAL IMPLICATIONS

Nil.

POLICY COMPLIANCE

Nil.

STATUTORY COMPLIANCE

Local Government Act 1995.

CONSULTATION

Sector consultation on these reforms started in November 2021 with webinars, newsletters, forums and meetings. In particular, these reforms drew from the Phase 2 Local Government Act review consultation conducted in 2017-2018 and were further developed as part of working group sessions in 2022 with WA Local Government Association (WALGA) and LG Professionals WA.

OFFICER COMMENT

The Shire is seeking to implement the reform initiatives as outlined in Attachment 9.3.1(1), with early adoption of initiatives where possible and practicable – noting that many reform elements are pending further State legislation and policy development. Several initiatives require the introduction of new legislation (Tranche 2), limiting actions to fast-track implementation.

Work on a second tranche of additional legislation to deliver further reforms (including the establishment of the new Local Government Inspector and the introduction of Local Government Monitors for early intervention) is continuing in consultation with the local government sector.

This tranche will also cover:

- Audit, risk, and improvements committees,
- Conduct panel,
- Council member superannuation,
- WALGA's role in the Local Government Act, and
- Streamlining regional subsidiaries.

COUNCIL RESOLUTION 64/23

Moved: Commissioner McGowan

That Council (the Commissioner) receives the report detailing the upcoming Local Government reforms, the Shire's Administration preparation, comments and advice as shown in Attachment 9.3.1(1).

CARRIED: COMMISSIONER MCGOWAN

9.3.2 PROPOSED BUSINESS CASE: BUSINESS INCUBATOR UNITS AND BUSINESS HUB

Location	Shire of Donnybrook Balingup
Applicant	Not applicable
File Reference	PWF 23H
Author	Stuart Drummond – Principal Officer Economic Development
Responsible Officer	Ben Rose – Chief Executive Officer
Attachments	Nil.
Voting Requirements	Simple Majority

Recommendation

That the Council (Commissioner) request the Chief Executive Officer to prepare a Business Case for the development and operation of Business Incubator Units and a Business Hub in the Shire of Donnybrook Balingup, with the Business Case to be presented to Council (Commissioner) for consideration at the August 2023 Ordinary Meeting.

STRATEGIC ALIGNMENT

The following outcome from the Council Plan relate to this proposal:

Outcome	9	A thriving economy.
Objectives	9.2	Attract and retain a diverse mix of businesses and investment opportunities.
	9.3	Enable appropriate infrastructure to support and enhance business.
	9.4	Facilitate access to quality education, training, and work opportunities.

EXECUTIVE SUMMARY

It is recommended that the Shire prepares a Business Case which examines the opportunity to develop and operate a business hub and incubator units within the Shire of Donnybrook Balingup. The Business Case should examine feasibility and implications (financial, and other), with recommendations for the Council (Commissioner) to consider.

BACKGROUND

Business Hubs and Incubator Units are spaces where entrepreneurs would be supported to start new businesses in an environment that would allow them to develop and draw upon complementary services and advice to help their business succeed. They could also

be spaces where people could hire the facilities to work in an office environment and hold meetings.

This model is successful in other regional (and metropolitan) places. Maker + Co in Bunbury has a proven model of co-working space and a business hub, as does Watso in Mandurah. A State Government funded 'Creative and Tech Hub' has recently (March 2023) been launched in Bunbury, with a network of hubs/offices across the south-west. There are more than a dozen business incubator units in Perth, operating through a range of models and all supporting many new businesses. The model helps to strengthen and diversify the local economy and will help Donnybrook Balingup build a reputation as a place from where people want to run a business.

Business Incubator Units and Business Hubs are popular models that support a contemporary way of business operation, particularly in the entrepreneurial sector. Anecdotal evidence from the local business community suggests both Business Incubator Units and a Business Hub in Donnybrook Balingup are desired and would be supported.

Outcome 9 in the Council Plan is "A Thriving Economy". Business Incubator Units and a Business Hub would aid the Shire in meeting the following objectives:

- 9.2 - Attract and retain a diverse mix of businesses and investment opportunities
- 9.3 - Enable appropriate infrastructure to support and enhance business.
- 9.4 - Facilitate access to quality education, training and work opportunities.

A grant application for $100,000 has been submitted by the Shire to the State Government's Native Forestry Transition Fund, for the purpose of development of Business Incubator Units and/or a Business Hub. Council (Commissioner) consideration of a Business Case would be required prior to the Shire determining whether to proceed with accepting the grant (if successful), or not.

FINANCIAL IMPLICATIONS

Short-term financial implications involve the allocation of staff time to develop the Business Case. It is expected that the Business Case would be completed 'in-house' by Shire staff.

Medium to longer-term financial implications will be examined in the Business Case.

POLICY COMPLIANCE

Nil.

STATUTORY COMPLIANCE

Nil.

CONSULTATION

Discussions have taken place with industry organisations including the Donnybrook Balingup Chamber of Commerce and Industry, the South West Development Commission, Regional Development Australia South West and several local businesses. Each of these stakeholders responded positively to the concept of a business hub and incubator units and agreed it would be well received and desired in Donnybrook Balingup, as well as offering support and advice where they could.
Discussions have also taken place with some local providers of business support services who would be happy to become involved with an incubator model where needed and offer a range of support services to new and existing businesses.

OFFICER COMMENT

The local economy of Donnybrook Balingup relies heavily on the horticultural, agricultural and tourism industries and needs to diversify in order to remain robust, resilient and sustainable into the future. Having a diverse local economy not only makes the area more resilient to external impacting factors, it also gives local young people more choice of industries in which to work and therefore increases the chances of them remaining in the Shire.

Business incubator models and business hub models have proven to be very successful around Australia. They are spaces which:

- allow new businesses to begin, grow and become established;
- create new jobs and employment opportunities in a wide range of different industries.
- increase footfall in the local area thereby benefiting existing businesses; and
- strengthen the local economy and enhance the area's reputation as a place to do business.

More than 20% of Australian new business start-ups fail within the first 12 months, and more than 60% fail within the first three years (fundsquire.com). Those that begin in an incubator model last much longer as they are operating in a stable and supportive environment and are provided with the tools they need to grow and flourish.

The development of a Business Case will aid the Council's (Commissioner's) decision making in regard to the potential grant, and whether to actively pursue the Incubator Units / Business Hub concept.

COUNCIL RESOLUTION 65/23

Moved: Commissioner McGowan

That the Council (Commissioner) request the Chief Executive Officer to prepare a Business Case for the development and operation of Business Incubator Units and a Business Hub in the Shire of Donnybrook Balingup, with the Business Case to be presented to Council (Commissioner) for consideration at the August 2023 Ordinary Meeting.

CARRIED: COMMISSIONER GAIL MCGOWAN

9.3.3 CHIEF EXECUTIVE OFFICER - ANNUAL PERFORMANCE APPRAISAL - SELECTION OF CONSULTANT

Location	Shire of Donnybrook Balingup
Applicant	Ben Rose, Chief Executive Officer
File Reference	EMP 582
Author	Ben Rose, Chief Executive Officer
Responsible Manager	Ben Rose, Chief Executive Officer
Attachments	Nil.
Voting Requirements	Simple Majority

Recommendation

That Council (the Commissioner):

1. **Authorise the appointment of Price Consulting as the independent facilitator for the Chief Executive Officer's annual performance appraisal for 2023.**

2. **Acknowledge and agree the process by which the Chief Executive Officer's performance will be reviewed.**

3. **Acknowledge the Chief Executive Officer's agreement to the process by which the Chief Executive Officer's performance will be reviewed.**

4. **Appoint Mr Ian Telfer and Ms Vivienne McCarthy (as external members of the Shire's Audit and Risk Management Committee) to the 2023 Chief Executive Officer Annual Appraisal Working Group.**

5. **Appoint the Shire's Director Operations and Director Corporate and Community to the 2023 Chief Executive Officer Annual Appraisal Working Group.**

6. **Resolve that the Terms of Reference for the Chief Executive Officer 2023 Annual Appraisal Working Group are as follows:**

    6.1 Meeting with Consultant and/or Commissioner to provide appraisal feedback;
    6.2 Review of draft appraisal feedback;
    6.3 Observation of compliance with Division 3 of the Model Standards;

STRATEGIC ALIGNMENT

The following outcomes from the Council Plan relate to this proposal:

Outcome	11	Strong, visionary leadership
Objectives	11.1	Provide strategically focused, open and accountable governance.

EXECUTIVE SUMMARY

The Chief Executive Officer recommends the appointment of Price Consulting to facilitate the Chief Executive Officer's annual performance appraisal.

BACKGROUND

The previous annual performance appraisal for the Chief Executive Officer was completed in August 2022.

FINANCIAL IMPLICATIONS

In accordance with Council Policy FIN/CP-4, procurement between $2,000 and $5,000 requires at least one written quote to be sought. In this instance, however, four separate written quotes were sought, with one responses/quote received, as follows:

1. Beilby Downing Teal: acknowledged the Shire's request for quote and advised that they were not in a position to provide the service in this instance.
2. LOGO Local Government Appointments: did not provide a quote (no response).
3. Mapien Workplace Strategists: did not provide a quote.
4. Price Consulting: $2,904 (GST inclusive).

POLICY COMPLIANCE

The Shire's Procurement Policy requires one written quote to be sought for works/services under $5,000.

STATUTORY COMPLIANCE

Section 5.38 of the *Local Government Act 1995* requires the performance of the Chief Executive Officer to be reviewed at least once in relation to every year of employment.

Clause 5.3.1 of the Chief Executive Officer's employment contract requires the conduct of the performance review to be undertaken by a mutually agreed, independent party.

On 3 February 2021, the State Parliament introduced amendments to the *Local Government Act 1995* and subsidiary legislation which modified statutory provisions in

relation to the employment, termination and performance review processes for local government Chief Executive Officers. Specifically in relation to the review of performance, the Model Standards for CEO Recruitment, Performance and Termination sets out:

Division 3 — Standards for review of performance of CEOs

15. Overview of Division

This Division sets out standards to be observed by the local government in relation to the review of the performance of CEOs.

16. Performance review process to be agreed between local government and CEO

(1) The local government and the CEO must agree on —
   a. the process by which the CEO's performance will be reviewed; and
   b. any performance criteria to be met by the CEO that are in addition to the contractual performance criteria.

(2) Without limiting subclause (1), the process agreed under subclause (1)(a) must be consistent with clauses 17, 18 and 19.

(3) The matters referred to in subclause (1) must be set out in a written document.

17. Carrying out a performance review

(1) A review of the performance of the CEO by the local government must be carried out in an impartial and transparent manner.

(2) The local government must —
   a. collect evidence regarding the CEO's performance in respect of the contractual performance criteria and any additional performance criteria in a thorough and comprehensive manner; and
   b. review the CEO's performance against the contractual performance criteria and any additional performance criteria, based on that evidence.

18. Endorsement of performance review by local government

Following a review of the performance of the CEO, the local government must, by resolution of an absolute majority of the council, endorse the review.

19. CEO to be notified of results of performance review

After the local government has endorsed a review of the performance of the CEO under clause 18, the local government must inform the CEO in writing of —
   a. the results of the review; and
   b. if the review identifies any issues about the performance of the CEO — how the local government proposes to address and manage those issues.

In relation to item 16(1)(a), the Chief Executive Officer advises the Council (Commissioner) of his agreement with the process as outlined in the quote proposals (as attached).

CONSULTATION

To assist the Commissioner, Chief Executive Officer and the appointed consultant through the annual appraisal process, it is recommended that a Working Group comprising the two external members of the Audit and Risk Management Committee, as well as two senior staff (Directors) of the Shire is established. The terms of reference of the Working Group should include:

1. Meeting with Consultant and/or Commissioner to provide appraisal feedback (via a survey or similar);
2. Review of draft appraisal feedback;
3. Observation of compliance with Division 3 of the Model Standards;

Cognizant that the Council of the Shire is presently administered via a Commissioner, rather than nine elected members, a broader consultation process (compared to 'normal') is recommended for this year's appraisal. Whilst a broader stakeholder group can assist the appraisal process, all decision-making will need to be made by the Commissioner.

OFFICER CONCLUSION

Whilst four separate quotes were sought for the independent facilitator role, only one company responded, being Price Consulting. The proposed appraisal methodology and fee structure included in Price Consulting's quote is appropriate, and is recommended to Council (the Commissioner) for endorsement.

COUNCIL RESOLUTION 66/23

Moved: Commissioner McGowan

That Council (the Commissioner):

1. **Authorise the appointment of Price Consulting as the independent facilitator for the Chief Executive Officer's annual performance appraisal for 2023.**

2. **Acknowledge and agree the process by which the Chief Executive Officer's performance will be reviewed.**

3. **Acknowledge the Chief Executive Officer's agreement to the process by which the Chief Executive Officer's performance will be reviewed.**

4. **Appoint Mr Ian Telfer and Ms Vivienne McCarthy (as external members of the Shire's Audit and Risk Management Committee) to the 2023 Chief Executive Officer Annual Appraisal Working Group.**

5. **Appoint the Shire's Director Operations and Director Corporate and Community to the 2023 Chief Executive Officer Annual Appraisal Working Group.**

6. **Resolve that the Terms of Reference for the Chief Executive Officer 2023 Annual Appraisal Working Group are as follows:**

    6.1 Meeting with Consultant and/or Commissioner to provide appraisal feedback;
    6.2 Review of draft appraisal feedback;
    6.3 Observation of compliance with Division 3 of the Model Standards;

CARRIED: COMMISSIONER GAIL MCGOWAN

9.3.4 LOCAL GOVERNMENT INDEMNITY SCHEME – BOARD APPOINTMENT

Location	Shire of Donnybrook Balingup
Applicant	Benjamin (Ben) Rose, Chief Executive Officer
File Reference	N/A
Author	Benjamin (Ben) Rose, Chief Executive Officer
Responsible Manager	Benjamin (Ben) Rose, Chief Executive Officer
Attachments	Nil
Voting Requirements	Simple Majority

Executive Recommendation

That Council (the Commissioner) approve the Chief Executive Officer's (Mr Ben Rose) appointment to the Board of the Local Government Indemnity Scheme (LGIS) as a Board Director from 1 July 2023, subject to the Chief Executive Officer's time commitments to the LGIS Board being managed outside of core Shire of Donnybrook Balingup hours or via approved leave arrangements.

STRATEGIC ALIGNMENT

The following outcome from the Council Plan relate to this proposal:

Outcome	12	A well respected, professionally run organisation.
Objectives	12.1	Deliver effective and efficient operations and service provision.

EXECUTIVE SUMMARY

Council (the Commissioner) is being requested to consider and approve the Chief Executive Officer's (CEO) appointment to the Local Government Indemnity Scheme (LGIS) Board.

BACKGROUND

In early April 2023, LGIS (via WALGA), called for applications to the LGIS Board from non-metropolitan local government officers. The Shire's CEO (Ben Rose) applied, was shortlisted and interviewed. On 8 May 2023, the Minutes of the May 2023 WALGA State Council Meeting were released, with advice that Mr Rose had been approved by the WALGA State Council for the Board position, to commence from 1 July 2023.

The LGIS Board comprises nine members:

- An independent Chair
- The President of WALGA (ex officio)
- The CEO of WALGA (ex officio)

- Two independent members (skills based appointments)
- One elected member, metropolitan
- One serving officer, metropolitan
- One elected member, non-metropolitan
- One serving officer, non-metropolitan

FINANCIAL IMPLICATIONS

There are no financial implications for the Shire of Donnybrook Balingup.

POLICY COMPLIANCE

Nil.

STATUTORY COMPLIANCE

The CEO's employment contract requires Council (Commissioner) approval for the CEO's participation in this Board appointment.

CONSULTATION

Advice on any implications for the role has been sought from the outgoing LGIS non-metropolitan local government serving officer (maximum tenure/term reached) and provided directly to the Commissioner.

OFFICER COMMENT

The LGIS Board appointment offer to the CEO presents an opportunity to the individual, as well as the employing local government (the Shire of Donnybrook Balingup) and the local government sector more broadly. Time commitments of the CEO as a Board member (Director) are easily managed outside of time obligations to the Shire, or via approved leave arrangements.

As per the CEO's employment contract, approval for the CEO to accept the Board appointment from 1 July 2023 is respectfully requested from the Commissioner.

COUNCIL RESOLUTION 67/23

Moved: Commissioner McGowan

That Council (the Commissioner) approve the Chief Executive Officer's (Mr Ben Rose) appointment to the Board of the Local Government Indemnity Scheme (LGIS) as a Board Director from 1 July 2023, subject to the Chief Executive Officer's time commitments to the LGIS Board being managed outside of core Shire of Donnybrook Balingup hours or via approved leave arrangements.

CARRIED: COMMISSIONER MCGOWAN

10 ELECTED MEMBER MOTIONS OF WHICH PREVIOUS NOTICE HAS BEEN GIVEN

Nil.

11 NEW BUSINESS OF AN URGENT NATURE INTRODUCED BY DECISION OF THE MEETING

In accordance with Section 5.4 of the Shire of Donnybrook Meeting Procedures Local Law, in cases of extreme urgency or other special circumstances, matters may, on a motion by the Presiding Member that is carried by the meeting, be raised without notice and decided by the meeting. 'Cases of extreme urgency or other special circumstances' means matters that have arisen after the preparation of the agenda that are considered by the Presiding Member to be of such importance and urgency that they are unable to be dealt with administratively by the local government and must be considered and dealt with by the Council before the next meeting.

Recommendation

That Council (Commissioner) agrees to receive item 11.1 That Council (Commissioner) agrees to receive item 11.1 H.J. (Jack) Denning Funds – Tuia Lodge as new business of an urgent nature.

COUNCIL RESOLUTION 68/23

Moved: Commissioner McGowan

That Council (Commissioner) agrees to receive item 11.1 H.J. (Jack) Denning Funds – Tuia Lodge as new business of an urgent nature.

CARRIED: COMMISSIONER MCGOWAN

11.1 H.J. (JACK) DENNING FUNDS – TUIA LODGE

Location	Shire of Donnybrook Balingup
Applicant	Shire of Donnybrook Balingup
File Reference	CSV 01/2
Author	Ben Rose, Chief Executive Officer
Responsible Officer	Ben Rose, Chief Executive Officer
Attachments	11.1(1) Draft Deed of Trust
Voting Requirements	Simple Majority

Recommendation

That Council (the Commissioner):

1. **Authorise the Chief Executive Officer to transfer the HJ (Jack) Denning bequeathed funds, being $215,559.29, via a Deed of Trust to a Deed established for the defined purpose of "*to relieve the needs arising from old age in respect of residents of Tuia Lodge".***

2. **Authorise the Chief Executive Officer to transfer the Frank Crowley bequeathed funds, being $53,883.91, via a Deed of Trust to a Deed established for the defined purpose of "*to relieve the needs arising from old age in respect of residents of Tuia Lodge".***

3. **Authorise the Chief Executive Officer to execute a Deed of Trust to give effect to motions 1 and 2, above.**

4. **Acknowledges that legal fees required to draft and execute the Deed of Trust will be deducted from the funds to be transferred to the Trust, being approximately $7,500.**

5. **Acknowledges that the financial figures in motions 1 and 2 may be subject to minor adjustment dependent on interest adjustments as at the date of funds transfer.**

STRATEGIC ALIGNMENT

The following outcomes from the Council Plan relate to this proposal:

Outcome 11 Strong, visionary leadership
Objective 11.1 Provide strategically focused, open and accountable governance.

EXECUTIVE SUMMARY

It is recommended to engage Jackson McDonald Solicitors to facilitate transfer of funds from the previous Jack Denning Estate and the Frank Crowley Estate to a new Charitable

Trust established for the purpose *"to relieve the needs arising from old age in respect of residents of Tuia Lodge".*

BACKGROUND

At its November 2022 Ordinary Meeting, Council resolved:

That Council:

1. **Authorise the Chief Executive Officer to engage Jackson McDonald Solicitors to prepare a Trust Deed to enable the transfer of remaining H.J. (Jack) Denning funds to an appropriate Charitable Trust (with associated costs deductible from the Denning funds).**

2. **Authorise the transfer of $203,686.21 (minus Trust Deed costs only) to the abovementioned Charitable Trust.**

3. **Request related amendments to the Annual Budget to be recognised via the 2022-23 Budget Review.**

CARRIED 9/0

In January 2016, funds from the Jack Denning Trust for Tuia Lodge were passed from the Trust signatories to the Shire. The Shire has held the funds since 2016, with $203,686.21 (includes accrued interest) now held.

With the previous Trustees passing the funds from the Trust to the Shire (in 2016), the Shire is not bound by the terms of the previous Trust instrument; that is, the Shire could use the funds for any purpose it sees fit. However, in good faith, the Shire has not allocated the funds for any purpose and has ensured the funds are accruing interest.

With the management of Tuia Lodge transitioning to Hall and Prior in 2021, there was consideration by the Shire and by previous Trust signatories for use of the funds towards expansion of Tuia Lodge (specifically towards a 'Jack Denning Palliative Suite'), however, Hall and Prior have insisted they will not accept previously bequeathed funds for this purpose (or other purposes).

In late 2022, previous Trust signatories (Mr Neil Foale and Mr Lui Tuia) approached the Chief Executive Officer to seek return of the funds to them, for use on initiatives/projects at Tuia Lodge. One example cited was the purchase and fit-out of a bus for Tuia Lodge resident outings.

In order to determine an expedient, lawful path forward, the Shire sought advice from Slee Anderson and Pidgeon (SAP) Solicitors, who have a detailed history on the Trust dating back to 2015. Preliminary advice from SAP was that the matter was especially complicated and required advice from solicitors with substantial experience in charities law. SAP recommended that the Shire seek advice from Jackson McDonald Solicitors, who coincidentally, acted for the Shire in developing the Business Sale Agreement and

Lease Agreement for Hall and Prior at Tuia Lodge. Advice from Jackson McDonald Solicitors was as follows:

We confirm that the Shire would like to return the funds to the original signatories of the bank account (who are still living) for those persons to hold the funds on the terms of a charitable trust (most likely a trust established for the relief of the needs of the aged).

This will involve:

1. *Preparing a trust deed to be established as a charitable trust.*

2. *Preparing an application to the Australian Charities and Not-for-profits Commission (**ACNC**) to register the trust as a charity (this will ensure that the trust pays no tax and also ensure that the trust and the trustees are under the authority and jurisdiction of the ACNC (and the Attorney General) and are subject to the ACNC's governance standards).*

As part of preparing the trust deed, we will also consider how limited the purposes of the trust can be and in particular, if it can be limited to assisting the residents of Tuia Lodge. Charity law imposes a "public benefit test" which requires that the charity provide benefits to the public or a sufficient section of the public and it could be that limiting the trust purposes to the residents may infringe this rule.

Please note that the trust deed and the ACNC application will be prepared on the basis that the trust will seek registration as a charity only and these documents will not be prepared so that the trust qualifies for public benevolent institution status (which would allow the trust to have deductible gift recipient endorsement and fringe benefits tax exemption endorsement). To prepare the documents for public benevolent institution status would increase the cost and time quite substantially.

In order to undertake the above items and inclusive of existing work done to date in reviewing the brief from Slee Anderson Pidgeon, we would estimate costs of $7,500 (excluding GST).

Please let me know if you are happy to proceed as outlined above.

In early 2023, Mr Tuia, Mr Wringe and Mr Foale approached the Shire to request the addition of the 'Frank Crowley' funds to be transferred, in addition to the 'Jack Denning' funds. Following a detailed historical review by the Shire of 'Denning' and 'Crowley' funds transferred to the Shire, including assessment of interest earnings and minor expenditure items (legal advice), a meeting with Mr Tuia, Wringe and Foale was undertaken on 18 May 2023. At this meeting, Mr Tuia and Mr Foale agreed to undertake the role of Trustees to the Trust, and Mr Wringe agreed to undertake the role of Appointor to the Trust.

FINANCIAL IMPLICATIONS

To undertake the requirements of the transfer, it is estimated to cost $7,500 (excluding GST). All costs will be deducted from the 'Jack Denning' and 'Frank Crowley' funds. A

modest amount of staff time will be required to support this process, which will not be recouped from the funds.

POLICY COMPLIANCE

Nil.

STATUTORY COMPLIANCE

Australian Charities and Not-for-profits Commission.

CONSULTATION

Stakeholders consulted have included:

- Mr Neil Foale, Mr Lui Tuia and Mr John Wringe – several face-to-face meetings, phone calls and emails.
- Solicitors – SAP and Jackson McDonald.
- Hall and Prior.
- Elected Members – Concept Forums and Ordinary Council Meeting (November 2022).

OFFICER COMMENT

The November 2022 decision of Council approved the transfer of H.J. (Jack) Denning funds to an appropriate body capable of carrying out the originally bequeathed purpose of the funds. The additional transfer of Frank Crowley bequeathed funds has been requested by the nominated Trustees and is supported as such by the Shire Executive. Whilst the need for legal advice and the establishment of a Trust Deed / Charitable Trust may appear overly 'bureaucratic' to the nominated trustees, it is the most expedient, lawful way of 'returning' the funds for their original purpose and is recommended by the Shire's engaged solicitors.

The proposed transfer of funds is a follows:

HJ Jack Denning Funds	$215,559.29
Frank Crowley Funds	$53,883.91
Legal costs to establish Charitable Trust	-$7,500
PROVISIONAL TOTAL (subject to interest earning adjustments as at date of transfer)	**$261,943.20**

COUNCIL RESOLUTION 69/23

Moved: Commissioner McGowan

That Council (the Commissioner):

1. **Authorise the Chief Executive Officer to transfer the HJ (Jack) Denning bequeathed funds, being $215,559.29, via a Deed of Trust to a Deed established for the defined purpose of "*to relieve the needs arising from old age in respect of residents of Tuia Lodge".***

2. **Authorise the Chief Executive Officer to transfer the Frank Crowley bequeathed funds, being $53,883.91, via a Deed of Trust to a Deed established for the defined purpose of "*to relieve the needs arising from old age in respect of residents of Tuia Lodge".***

3. **Authorise the Chief Executive Officer to execute a Deed of Trust to give effect to motions 1 and 2, above.**

4. **Acknowledges that legal fees required to draft and execute the Deed of Trust will be deducted from the funds to be transferred to the Trust, being approximately $7,500.**

5. **Acknowledges that the financial figures in motions 1 and 2 may be subject to minor adjustment dependent on interest adjustments as at the date of funds transfer.**

CARRIED: COMMISSIONER MCGOWAN

12 MEETINGS CLOSED TO THE PUBLIC

12.1 MATTERS FOR WHICH THE MEETING MAY BE CLOSED

12.1.1 CHIEF EXECUTIVE OFFICER – KEY PERFORMANCE INDICATORS

This report is confidential in accordance with Section 5.23 (2) (a) of the Local Government Act 1995, which permits the meeting to be closed to the public.

(a) a matter affecting an employee or employees;

12.1.2 DESIGNATED SENIOR EMPLOYEE APPOINTMENT – DIRECTOR OPERATIONS

This report is confidential in accordance with Section 5.23 (2) (a) of the Local Government Act 1995, which permits the meeting to be closed to the public.

(a) a matter affecting an employee or employees;

Recommendation

That the meeting be closed in accordance with section 5.23(2) of the Local Government Act 1995 to discuss the following confidential items:

- **12.1.1 CHIEF EXECUTIVE OFFICER – KEY PERFORMANCE INDICATORS**
- **12.1.2 DESIGNATED SENIOR EMPLOYEE APPOINTMENT – DIRECTOR OPERATIONS**

COUNCIL RESOLUTION 70/23

Moved: Commissioner McGowan

That the meeting be closed in accordance with section 5.23(2) of the Local Government Act 1995 to discuss the following confidential items:

- **12.1.1 CHIEF EXECUTIVE OFFICER – KEY PERFORMANCE INDICATORS**
- **12.1.2 DESIGNATED SENIOR EMPLOYEE APPOINTMENT – DIRECTOR OPERATIONS**

CARRIED: COMMISSIONER GAIL MCGOWAN

The meeting was closed to the public at 6:47pm.

Recommendation
That the meeting be opened to the public.

COUNCIL RESOLUTION 73/23

Moved: Commissioner McGowan

That the meeting be re-opened to the public.

CARRIED: COMMISSIONER MCGOWAN

The meeting was opened to the public at 6:51 pm.

12.2 PUBLIC READING OF RESOLUTIONS THAT MAY BE MADE PUBLIC

Nil.

13 CLOSURES

The Commissioner advised that the next Ordinary Council Meeting will be held on 28 June 2023 commencing at 5.00pm in the Shire of Donnybrook Balingup Council Chamber.

MINUTES OF SPECIAL MEETING OF COUNCIL (COMMISSIONER)

For Council to consider:

Presentation of the VC Mitchell Park Project, proposing to move from Hold Point 2 to Hold Point 3

Held on Monday 12 June 2023

Commencing at 10.00 am

Shire of Donnybrook Balingup Council Chamber, Donnybrook

Ben Rose
Chief Executive Officer

19 June 2023

Disclaimer

Please note the items and recommendations in this document are not final and are subject to change or withdrawal.

TABLE OF CONTENTS

1 DECLARATION OF OPENING / ANNOUNCEMENT OF VISITORS 3
2 ATTENDANCE 3
2.1 APOLOGIES 3
2.2 APPROVED LEAVE OF ABSENCE.....4
2.3 APPLICATION FOR A LEAVE OF ABSENCE 4
3 ANNOUNCEMENTS FROM PRESIDING MEMBER.....4
4 DECLARATION OF INTEREST 4
5 PUBLIC QUESTION TIME 4
6 REPORTS OF OFFICERS 9
6.1 DIRECTOR OPERATIONS 9
6.1.1 VC MITCHELL PARK PROJECT - PROCUREMENT 9
6.2 DIRECTOR CORPORATE AND COMMUNITY 16
6.3 CHIEF EXECUTIVE OFFICER 17
7 MEETINGS CLOSED TO THE PUBLIC 17
7.1 MATTERS FOR WHICH THE MEETING MAY BE CLOSED 17
7.2 PUBLIC READING OF RESOLUTIONS THAT MAY BE MADE PUBLIC.....17
8 CLOSURE 17

SHIRE OF DONNYBROOK BALINGUP

NOTICE OF SPECIAL COUNCIL (COMMISSIONER) MEETING

Held at the Council Chambers
Monday, 12 June 2023 at 10.00am

1 DECLARATION OF OPENING / ANNOUNCEMENT OF VISITORS

The Commissioner acknowledged the traditional custodians of the land, the Wardandi People of the Noongar Nation, paying respects to Elders, past, present and emerging.

The Commissioner declared the meeting open at 10:00am and welcome the public gallery.

The Commissioner advised that the meeting is being live streamed and recorded in accordance with Council Policy EM/CP-2. The Commissioner to further state the following:

"This meeting is being livestreamed and digitally recorded in accordance with Council Policy."

"Members of the public are reminded that no other visual or audio recording of this meeting by any other means is allowed without the permission of the chairperson."

"Whilst every endeavour has been made to only record those who are actively participating in the meeting, loud comments or noises from the gallery may be picked up on the recording."

2 ATTENDANCES

MEMBERS PRESENT

MEMBERS	STAFF
Gail McGowan - Commissioner	Ben Rose – Chief Executive Officer
	Kim Dolzadelli – Director Corporate and Community
	Ross Marshall – Director Operations
	Loren Clifford – Acting Manager Executive Services
	Samantha Farquhar – Administration Officer - Executive Services

PUBLIC GALLERY

Shane Sercombe	Rod Atherton
Jack Cross	Gordon Clifford

2.1 APOLOGIES

Nil.

2.2 APPROVED LEAVE OF ABSENCE

Nil.

2.3 APPLICATION FOR A LEAVE OF ABSENCE

Nil.

3 ANNOUNCEMENTS FROM PRESIDING MEMBER

Nil.

4 DECLARATIONS OF INTEREST

Division 6: Sub-Division 1 of the *Local Government Act 1995*. Care should be taken by the Commissioner to ensure that a financial/impartiality interest is declared and that they refrain from voting on any matter, which is considered to come within the ambit of the Act.

Nil.

5 PUBLIC QUESTION TIME

In accordance with the Clause 7(3) of the Local Government (Administration) Regulations, public questions must relate to the stated purpose of the Special Meeting of Council.

Shane Sercombe

Has the Football Club entered a memorandum of understanding regarding the $250,000 contribution and the management of the completed project?

Commissioner Response

No, not at this stage.

CEO Response

The WA Football Commission has undertaken to provide additional funding towards the project on the proviso that some of that funding underwrites the contribution proposed by the Donnybrook Football Club. The Director Operations is working through the intricacies of that with the Donnybrook Football Club and the WA Football Commission.

The Shire has had conversations with the Donnybrook Football Club regarding the financial contribution of up to $250,000 and whilst we haven't signed anything yet, the intention is that the Football Club make a sizable contribution towards the project.

Commissioner Response

The Football Commission was going to contribute $120,000, they have now indicated their contribution will be $200,000 on the understanding that $65,000 is offset against the Donnybrook Football Clubs's contribution.

Director Operations Response

The WA Football Commission's contribution to project will be $200,000 while the DFC will contribute $185,000, that is $250.000 less the $65,000 from the WAFC.

Shane Sercombe

For clarification, is that funding above and beyond the $120,000 spent on the lights that have been completed?

Director Operations Response

Yes, it is above and beyond.

Shane Sercombe

Can you clarify that the Shire cannot pass through to hold point 3 without securing that funding?

Commissioner Response

There is nothing that would preclude me moving to hold point 3. The expectation is that the Football Club contribution still forms part of that overall fund. If the Football Club contribution wasn't forthcoming, then it would certainly impact in terms of moving to the construction phase and the overall cost, but there is nothing to preclude that happening. That doesn't have to be signed up before we move from hold point 2 to 3.

Shane Sercombe

To pass through hold point 3 (entering the final contract), if that money is not secured, there's essentially a budget hole?

Commissioner Response

Yes, potentially. I have no reason to expect that the Football Club contribution wouldn't be committed.

Shane Sercombe

Has the Shire viewed and confirmed any of the Football Club's current financials and capacity for ongoing operations?

Commissioner Response

I'm not aware of needing to do that and I'm not aware of whether it has been done. I wouldn't expect ordinarily we would be going into that level of detail for that.

Director Operations Response

The Shire received a copy of the Donnybrook Football Club's financials, the same of which they submit annually to the Department of Commerce. This information was provided in accordance with the draft Property Management Framework along with a completed club health check.

Shane Sercombe

Are you confident they've got the capacity to provide a significant amount and have the capacity to run and maintain the venue once its completed?

Director Operations Response

The commitment is well and truly understood.

Shane Sercombe

Why are you not requiring the same level of information from the Football Club as you did for the EOI for the Netball and Hockey club rooms?

Commissioner Response

The information required varies from project to project. I think that what Mr Marshall has indicated is that we have sighted the required financial returns of the Football Club. It's now the Department of Mining, Industry Resources and Safety rather than the Department of Commerce and the information would be required under the Associations Incorporated Act, as I would understand it - they must submit that plus any other detail requested. In the course of the overall project, yes, there is the absolute expectation that commitment will be forthcoming.

Shane Sercombe

Do we have a business case outlining the expenses, verses potential revenue from events, and keeping in mind as far as I understand we have a five-year moratorium on club fees?

Commissioner Response

We do have a moratorium on those it was agreed by the previous Council. We do have the Long Term Financial Plan and we have had an independent scrutiny by RHC Consulting on the current proposal. I'm comfortable that is adequate.

Shane Sercombe

Just seeking further clarity - do we have anything outlining the potential revenue from the venue, versus the expenses?

Commissioner Response

The Long Term Financial Plan and some of the previous work that was done by Anna Dixon and others, has some estimates made. The question should more likely be around the matter of what the proposed purpose of the venue is. It's not intended that this sort of facility make money, it would ordinarily need to be subsidised in some form, as is the case for most community facilities.

Shane Sercombe

What is the approximate cost to provide works not covered in the current contract, including sealed vehicle entry and car parks, connecting footpaths, landscaping, fencing, and lighting that are almost essential items?

Commissioner Response

There's work being done at the moment to not only review some of those master planning requirements but to actually identify and prioritise some of those other works, over time. Many of these were never in the scope.

The Shire is seeking further funding from the government in light of the escalation of construction costs. The Government has provided an uplift of contributions to various projects such as the East Fremantle Football Club redevelopment, the Hands Oval redevelopment and others. Works, including sealing of car parks would be future works identified as stage two.

Director Operations Response

I refer to the VC Mitchell Park Community Information Package, available on the Shire's website, which highlights the ancillary elements Mr Sercombe has mentioned. We have been working with RCH Consulting in preparing a top-up funding application which is in draft ready to go, however, I just need to indicate the final number.

Shane Sercombe

You've put a number in as in a funding amount? Are you able to essentially go into that?

Commissioner Response

No, it's something I haven't had the opportunity to read. However, I would remind everyone that the Community Information Package is online and we have provided as much information as we can. We also made the invitation at last night's information session for people to provide us with frequently asked questions relating to the project so that we can respond to those as well.

Shane Sercombe

Is there going to be a significant amount of works required, primarily related to the Football Club area and pavilion one, above and beyond the $9.5M that will be spent as part of this initial project?

Commissioner Response

No not particularly. The end result of the new build would be a substantial new build to pavilion one, as indicated in the information pack. Pavilion two, the existing Tennis Club, will also receive new roofing, new dry walling, the new change facilities, some entrance statements connected to the courts etc. The Hockey area has already seen a substantial amount of work.

The whole area will continue to be a work in progress, however, the overall fencing around the precinct, some of the children's play equipment, some of the internal refurbishments at the existing Tennis Clubs etc., will continue to be works that will need to be done, as the case has always been.

Initially, there might have been a hope or an expectation that more work could be done on pavilion two internally, but that was fairly apparent early on (or certainly before my time) that that wasn't going to be able to be met within that funding scope. Taking into account costs across the board have escalated. The Project Consultation Group, made up of representatives of the area's clubs have been addressing what opportunities there are for the value management to make sure we stay within the parameters.

The absolute commitment at this stage includes the $6M grant from the State Government, the $2.9M loan from Treasury Corporation and some small amounts contributed from the Shire and elsewhere.

6 REPORTS OF OFFICERS

6.1 DIRECTOR OPERATIONS

6.1.1 VC MITCHELL PARK PROJECT - PROCUREMENT

Location	Shire of Donnybrook Balingup
Applicant	Shire of Donnybrook Balingup
File Reference	PWF18T2
Author	Ross Marshall, Director Operations
Responsible Officer	Ben Rose, Chief Executive Officer
Attachments	6.1.1(1) VC Mitchell Park Project – Design Development Report
Voting Requirements	Simple Majority

Recommendation

That Council (Commissioner):

1. **Approves the completion of contractual Hold Point 2 for the VC Mitchell Park Project.**

2. **Approves the commencement of contractual Hold Point 3 for the VC Mitchell Park Project.**

STRATEGIC ALIGNMENT

The following outcome from the Council Plan relate to this proposal:

Outcome	2	A safe and healthy community.
Objective	2.1	Improve access to facilities and services to support community health and wellbeing.
Priority Project	2.1.2	Implement the Donnybrook Community, Sporting, Recreation and Events Precinct (VC Mitchell Park) Project.

EXECUTIVE SUMMARY

In accordance with the VC Mitchell Park Contract with Perkins Builders (Contractor), the Contractual 'Hold Point 2 –Design Development' milestone has been completed, and the Council (Commissioner) is requested to consider progressing to Hold Point 3.

BACKGROUND

At its 16 November 2022 Special Meeting, Council approved a 'Design and Construct' contract with Perkins Builders, as follows:

That Council:

1. *Authorise the Chief Executive Officer to:*

    1.1 Execute the attached (Confidential) Contract documentation, including minor contract modifications required to reflect Building and Construction (Securities of Payment) Act 2021;

    1.2 Apply to the WA Treasury Corporation for a loan of up to $2.9m for the VC Mitchell Park Project; and

    1.3 Execute the Project Financial Assistance Agreement with the State Government for $5,750,000.

2. *Request the Chief Executive Officer to secure project funding from the Donnybrook Football Club to the value of $250,000.*

3. *Request the Chief Executive Officer to secure project funding from the WA Football Commission / Australian Football League to the value of $120,000.*

4. *Request the Chief Executive Officer to secure the ongoing project management services of Shape Management for the duration of the design and construction phases acting in the capacity of Superintendent under the Contract.*

5. *Request the Chief Executive Officer to provide a project update to relevant stakeholders, including sporting clubs.*

6. *Re-affirm its support for the 'Blended Management Model' as recommended in the Anna Dixon Consulting report.*

7. *Thank Shire staff and engaged contractors/consultants for their diligent, robust and professional approach to the Project.*

8. *Release this resolution in the meeting Minutes.*

As part of the contract, three 'Hold Points' were included, as a mechanism to control project risk, as follows:

$481,451.00 (ex. GST)	**Hold Point 1**: Schematic Design
	Hold Point 2: Detailed Design
	Hold Point 3: Issued for Construction Documentation
$8,032,314.40 (ex. GST)	**Construction Phase**: Demolition and construction (with 12 months defects liability period)

In accordance with the contract, at the completion of each Hold Point, the Shire (via Council / Commissioner) is required to formally consider completion of the that Hold Point, and authorisation to move to the next Hold Point, noting there is neither any obligation or financial commitment to proceed past the each Hold Point.

FINANCIAL IMPLICATIONS

In accordance with Contract between the Shire and Perkins Builders, the following expenditure has been incurred/committed:

Hold Point 1

- Hold Point 1 – $122,662 + GST – this amount has been claimed by the Contractor.
- Project Management / Superintendent fees for Shape Management have been realised for the month of February 2023 and March 2023 – ($6,818.00 x 2) $13,636 +GST.

Hold Point 2

- Hold Point 2 – $268,540 +GST – this amount has been committed / claimed by the Contractor.
- Project Management / Superintendent fees for Shape Management have been realised for the month of April 2023 and May 2023 – ($6,818.00 x 2) $13,636 +GST.

Approval to progress the project to Hold Point 3, commits to the following additional costs:

Hold Point 3

- Hold Point 3 – $90,249 +GST – this amount will be committed to the Contractor.
- Project Management / Superintendent fees for Shape Management - $27,272 +GST – this amount will be committed.

Commitment Summary

Perkins Builders:	$90,249 +GST
Shape Management:	$27,272 +GST
Total:	**$117,521 +GST**

The following table illustrates the Stage 1 Design Phase (Hold Point) budget overview:

PERKINS CONTRACT BUDGET OVERVIEW	
VC Mitchell Park Pricing Schedule - Rev B	
STAGE 1 - DESIGN PHASE	
Professional Fees - SD to Hold Point 3 + Perkins Design Fees	$ 481,451.00
STAGE 2 - CONSTRUCTION PHASE	
Construction Total	$ 8,032,314.40
TOTAL - PERKINS CONTRACT AWARD VALUE	$ 8,513,765.40

SHIRE PROJECT FUNDING ALLOCATIONS	
Additional Fees (Ongoing SD to PC - PM & QS Shire Managed)	$ 150,000.00
Shire Contingency	$ 500,000.00
Shire Provisional Sum (Fitout, Furniture, Av Hardware)	$ 200,000.00
TOTAL - FUNDING ALLOCATIONS	$ 850,000.00
TOTAL - PROJECT TOTAL VALUE	$ 9,363,765.40

The Hold Point 2 Cost Plan has been assessed by Shire staff, and the Project Superintendent, as satisfactory for progressing to Hold Point 3.

The loan application for $2.9M was lodged with WA Treasury Corporation and approved earlier this year. Renewal of the loan application will be required as the Shire is unlikely to be in a position to activate the loan before the WATC standard three-month expiration term.

On 10 March 2023, the approved Financial Assistance Agreement (dated 2 March 2023) for $5.75M was provided from DLGSCI to the Shire.

POLICY COMPLIANCE

RCH Consulting's proposal (and credentials) have been reviewed by the Administration and determined as appropriate for the allocated tasks. Noting the 'second' stage of the contract is proposed at $250/hr, the contract cost has been capped at $20K.

STATUTORY COMPLIANCE

There is no specific statutory compliance considerations outside of the contractual considerations with Perkins Builders and/or RCH Consulting.

Deliverables under the Hold Point 2 arrangements are outlined below:

Item	Completed	Superintendent's Comments
Detailed Design Report.	Yes	CCN Detailed Design Report provides narrative regarding project information, design approach and detailed design documentation, context and character, critical issues and battery limits to project. The Detailed

		Design Report meets the objectives and requirements for Hold Point 2.
Site and code analysis.	Yes	The Detailed Design Report meets the objectives and requirements for Hold Point 2. Critical Issues identified being: • Waste Management and operational requirements • Services coordination • Detailing surrounding roof penetrations and exhaust for future maintainability • Entry statement and sense of arrival • Budget reviews and scope of works confirmation • Western power transformer requirements and future allowances.
Detailed Design Documentation:		
• **Architectural**	Yes	CCN Detailed Design Report provided meets the requirements of the Contract and is consistent with Detailed Design on typical projects. Comments have been provided to Perkins regarding design requirements and particularly input from stakeholders which are being addressed. Note that report also addresses acoustics, DDA compliance, Safety In Design, Section J Compliance and BCA requirements and compliance.
• **Structural / Civil**	Yes	Detailed Design Report and Drawings generally meet the requirements of the Contract and are consistent with Detailed Design deliverables on typical projects. Note the following items to be considered during the next phase of design being: • Drainage solution to be further developed during next phase. • Assessment of structural solution to Pavilion 2 to value engineer. • Further analysis of ramping and civil works to both Pavilion 1 and 2 to streamline approach.
• **Mechanical**	Yes	Detailed Design Report and Drawings generally meet the requirements of the Contract and are consistent with Detailed Design deliverables on typical projects. Note the following still to be considered: • Vent to kitchen through roof – reviewing alignment of roof vents to keep within single pan / penetration area. • Mechanical solution to Function Room to be developed further and to potentially refine based on likely functional requirements of the space during typical events and timing. • Further opportunities for passive solar / ventilation solutions to reduce use of mechanical exhaust and to be developed during final design phase.
• **Electrical**	Yes	Detailed Design Report and Drawings generally meet the requirements of the Contract and are consistent with Detailed Design deliverables on typical projects. Note the following still to being assessed:

		• Potential for need for pole top transformer to the new development as opposed to dome as previously documented. Western Power application has been submitted to mitigate risk of extended timeframe. Budget has included transformer requirements as estimate.
• **Hydraulic**	Yes	Detailed Design Drawings generally meet the requirements of the Contract and are consistent with Detailed Design deliverables on typical projects. Note the following still to be considered: • Note subcontractors being considered will need to be registered to undertake works on Water Corporation assets..
• **Site services Infrastructure**	Yes	Part of Electrical and Hydraulic Schematic Design Reports and considered to be sufficiently documented to support Schematic Design.
• **Other**	N/A	
Safety In Design Report / Design Reports	Yes	Safety In Design provided as part of individual reports and to be developed further during Design Development phase consistent with typical design process.
Cross reference to Functional Brief	Yes	Provided a schedule of key items identified in Functional brief and commentary as to how the alignment of mitigation has been achieved. Note that majority of key items have been addressed and also confirmed through discussions with Stakeholders with design generally in alignment with Functional Brief.
Revised Cost Plan	Yes	Cost Estimate prepared by Perkins is slightly above the allowed budget as per Contract and is approximately 5% in excess. This however does not take into consideration value engineering and also allowances within the Perkin budget or separate Shire amounts for contingency which would help to mitigate the increased cost if this was necessary. Perkins are actively managing the design and procurement process to reduce cost and to meet budget expectations without compromising quality or scope.
Value management opportunities	Yes	Perkins, CCN and consultants provided opportunities for value engineering being a combination of scope reductions and design optimisation. Shire and Perkins to review during subsequent phase and continue design, cost plan and Value Engineering to agree final scope. Note key deliverable of Hold Point 3 will be a fixed lump sum and therefore alignment with budget and any further requirements for value engineering will be realised.
Contractor advice on early works early procurement opportunities	Yes	Discussed requirements particularly relating to Western Power and timeframes for design and delivery. Application has been made as risk mitigation in the event that transformer is required. Detailed design now taking into account construction opportunities to mitigate cost without compromising scope.
Project programme	Yes	Minor amendment to program extending timeframes to allow for review periods, stakeholder commentary and also testing market rates and pricing. This additional

		time aligns was intended to provide greater certainty at Hold Point 2 particularly relating to costs and providing greater certainty when entering the next phase of the project..
Risk analysis	Yes	Critical Issues and Risk identified as part of Detailed Design report meet the requirements of the Detailed Design phase.

CONSULTATION

- Consultation with individual sports clubs (particularly tennis and football) has been continuing as part of the development process for the Detailed Design Report.
- Perkins Builders delivered a presentation to the Commissioner and key staff on 22 February 2023 regarding the draft Schematic Design Report.
- A comprehensive Project Community Information Package was uploaded to the Shire website (and promoted via social media) on 7 March 2023.
- The Schematic Design report was uploaded to the Shire website (and promoted via social media) on 9 March 2023.
- Perkins Builders delivered a presentation to the Commissioner and key staff on 31 May 2023 regarding the draft Schematic Design Report.

OFFICER COMMENT

The contract deliverables for Hold Point 2 have been reviewed by Shire staff, the Commissioner and the Project Superintendent. The Project Superintendent has advised that all deliverables for Hold Point 2 have been satisfactorily achieved, and that the project can proceed to Hold Point 3, upon formal resolution by the Council (Commissioner). Hold Point 3 will incur costs of **$117,521 +GST** to achieve the following deliverables:

- Construction Documentation Report.
- Analysis of Nett Lettable Areas and Gross Floor Areas.
- Specific Detailed Design documentation with detailed requirements including:
    - Architectural (including finishes schedules and 3D renders as applicable)
    - Furniture, Fittings and Equipment Schedules and requirements for samples or selections to be approved.
    - Structural / Civil engineering.
    - Mechanical engineering.
    - Electrical / communications / security / dry fire engineering.
    - Hydraulics / wet fire engineering.
    - Vertical transport engineering.
    - Acoustics engineering.
    - BCA / DDA compliance.
    - Site services infrastructure including electrical, water, wastewater, drainage, fire and others.
    - Any others as required to inform Detailed Design.
- Update to Safety In Design Report.
- Cross reference to Functional Brief. This should highlight any non-conformances with Brief including mitigation rationale.

- Cost Plan – population / update of cost plan based on Detailed Design to ensure that design is in alignment with budget.
- Value Management opportunities.
- Contractor advice on early works / procurement opportunities.
- Project Programme.
- Risk analysis – to be facilitated by Shire representatives with input required from Contractor and appointed consultants.

EXECUTIVE RECOMMENDATION

That Council (Commissioner):

1. **Approves the completion of contractual Hold Point 2 for the VC Mitchell Park Project.**

2. **Approves the commencement of contractual Hold Point 3 for the VC Mitchell Park Project.**

COUNCIL RESOLUTION 74/23

Moved: Commissioner McGowan

That Council (Commissioner):

1. **Approves the completion of contractual Hold Point 2 for the VC Mitchell Park Project.**

2. **Approves the commencement of contractual Hold Point 3 for the VC Mitchell Park Project.**

3. **Acknowledges and thanks the Project Consultation Group for their valuable input.**

CARRIED: COMMISSIONER MCGOWAN

6.2 DIRECTOR CORPORATE AND COMMUNITY

Nil.

6.3 CHIEF EXECUTIVE OFFICER

Nil.

7 MEETINGS CLOSED TO THE PUBLIC

7.1 MATTERS FOR WHICH THE MEETING MAY BE CLOSED

Nil.

7.2 PUBLIC READING OF RESOLUTIONS THAT MAY BE MADE PUBLIC

Nil.

8 CLOSURES

The Commissioner advised that the next Ordinary Council Meeting will be held on Wednesday 28 June 2023 commencing at 5.00pm in the Shire of Donnybrook Balingup Council Chamber.

The Commissioner declared the meeting closed at 10.30am.

AUDIT AND RISK MANAGEMENT COMMITTEE MEETING

MINUTES

Held on

Tuesday 30 May 2023

Commenced at 4.00pm

Shire of Donnybrook Balingup Council Chamber, Donnybrook



Ben Rose
Chief Executive Officer

1 June 2023

TABLE OF CONTENTS

1 DECLARATION OF OPENING 3
2 ATTENDANCE 3
2.1 APOLOGIES 3
2.2 APPROVED LEAVE OF ABSENCE 3
3 ANNOUNCEMENTS FROM CHAIRPERSON 4
4 DECLARATIONS OF INTEREST 4
5 CONFIRMATION OF MINUTES 4
6 REPORTS OF OFFICERS 5
6.1 ANNUAL FINANCIAL AUDIT YEAR ENDING 30 JUNE 2023 5
6.2 IT SYSTEMS REVIEW 8
7 CLOSURE 10

SHIRE OF DONNYBROOK BALINGUP

AUDIT AND RISK MANAGEMENT COMMITTEE MINUTES

Held at the Council Chamber
30 May 2023 at 4.00pm

The Chairperson declared the meeting open at 4:01pm and welcomed the members of the Committee.

The Chairperson requested that a declaration be read aloud by Commissioner Gail McGowan who has been authorised to attend the meeting via electronic means (Microsoft Teams).

> *"Pursuant to Section 14CA(5) of the Local Government (Administration) Regulations 1996, I Gail McGowan declare that I am situated in a location where I can maintain confidentiality throughout the duration of the meeting."*

1 DECLARATION OF OPENING

Chairperson – Acknowledgment of Country

The Chairperson acknowledged the traditional custodians of the land, the Wardandi People of the Noongar Nation, paying respects to Elders, past and present and emerging.

2 ATTENDANCE

MEMBERS PRESENT

COMMISSIONER	STAFF
Gail McGowan (Microsoft Teams)	Ben Rose – Chief Executive Officer Kim Dolzadelli – Director Corporate and Community Loren Clifford – Acting Manager Executive Services Samantha Farquhar – Administration Officer – Executive Services Belinda Richards – Manager Finance & Corporate
EXTERNAL MEMBERS	**GUESTS**
Ian Telfer – Chairperson Vivienne MacCarthy	Nil.

2.1 APOLOGIES

Nil.

2.2 APPROVED LEAVE OF ABSENCE

Nil.

3 ANNOUNCEMENTS FROM CHAIRPERSON

Nil.

4 DECLARATIONS OF INTEREST

Division 6: Sub-Division 1 of the *Local Government Act 1995*. Care should be taken by all Committee Members to ensure that a financial/impartiality interest is declared and that they refrain from voting on any matter, which is considered to come within the ambit of the *Act*.

Nil.

5 CONFIRMATION OF MINUTES

Minutes of the Audit and Risk Management Committee meeting held 8 March 2023 are attached (Attachment 5(1))**.**

EXECUTIVE RECOMMENDATION

That the Minutes of the Audit and Risk Management Committee Meeting held 8 March 2023 be confirmed as a true and correct record.

COMMITTEE RESOLUTION : ARM1/23

That the Minutes of the Audit and Risk Management Committee Meeting held 8 March 2023 be confirmed as a true and correct record.

CARRIED:3/0

The Chairperson called for a vote and the resolution was carried.

6 REPORTS OF OFFICERS

6.1 ANNUAL FINANCIAL AUDIT YEAR ENDING 30 JUNE 2023

Location	Shire of Donnybrook Balingup
Applicant	Shire of Donnybrook Balingup
File Reference	FNC 02A
Author	Kim Dolzadelli - Director Corporate and Community
Responsible Manager	Kim Dolzadelli - Director Corporate and Community
Attachments	6.1(1) - 2023 Audit Strategy Memorandum (ASM) Confidential Attachment
Voting Requirements	Simple Majority

Executive Recommendation
That the Audit and Risk Management Committee receive the confidential attachment "2023 Audit Strategy Memorandum for the year ending 30 June 2023".

STRATEGIC ALIGNMENT

The following outcomes from the Council Plan relate to this proposal:

Outcome	12	A well respected, professionally run organisation.
Objective	12.1	Deliver effective and efficient operations and service provision.

EXECUTIVE SUMMARY

Moore Australia has been engaged by the Office of the Auditor General (OAG) for Western Australia to perform the annual audit of the Shire of Donnybrook Balingup (the Shire) annual financial report for the year ended 30 June 2023. Moore Australia have been sub-contracted by the OAG to undertake the audit, including the interim audit, and an Audit Entrance Meeting was held in May 2023 to review the audit scope and approach.

BACKGROUND

The primary scope and objective of the annual financial audit is to express an opinion as to whether the Shire's general purpose financial report, as a whole, is free from material mis-statements (whether due to fraud or error) and is prepared (in all material respects) in accordance with applicable Australian Accounting Standards, the *Local Government Act 1995* and the *Local Government (Financial Management) Regulations 1996*.

The audit will also report on whether all audit procedures were satisfactorily completed in conducting the audit in accordance with Regulation 10(3) of the *Local Government (Audit)*

Regulations 1996. Guiding the audit process is an Audit Strategy Memorandum, which generally sets out:

- the audit scope and approach;
- key audit risk areas for focus; and
- effective communication between the auditor and those responsible for governance.

FINANCIAL IMPLICATIONS

Nil.

POLICY COMPLIANCE

Nil.

STATUTORY COMPLIANCE

Australian Accounting Standards, the *Local Government Act 1995* and the *Local Government (Financial Management) Regulations 1996*.

The audit will also report on whether all audit procedures were satisfactorily completed in conducting the audit in accordance with Regulation 10(3) of the *Local Government (Audit) Regulations 1996*.

CONSULTATION

On 15 May 2023 an Audit Entrance Meeting was held with respect to the Audit Strategy Memorandum for the year ended 30 June 2023 and was attended by the following representatives:

Organisation	Name	Position
Shire of Donnybrook Balingup	Mr Ben Rose	Chief Executive Officer
Shire of Donnybrook Balingup	Ms Gail McGowan	Commissioner
Shire of Donnybrook Balingup	Mr Kim Dolzadelli	Director Corporate and Community
Shire of Donnybrook Balingup	Ms Belinda Richards	Manager Finance and Corporate
Moore Australia	Mr Gregg Goodwin	Director
Moore Australia	Mr James Arthur	Senior Manager

The OAG nominated representative was unavailable to attend the Audit Entrance Meeting in this instance.

The Audit Strategy Memorandum for the year ended 30 June 2023 in part states the following:

> *"This document is strictly confidential and although it has been made available to management and those charged with governance to facilitate discussions, it may not be taken as altering our responsibilities to the Shire arising under our audit contract with OAG.*
>
> *The contents of this document should not be disclosed to third parties without our prior written consent."*

In the interests of transparency, consent to table the document was sought and response received to the effect that the memorandum can only be a confidential attachment, it cannot be included in the public agenda.

OFFICER COMMENT

The Audit and Risk Management Committee is recommended to receive the confidential attachment "2023 Audit Strategy Memorandum for the year ending 30 June 2023".

COMMITTEE RESOLUTION: ARM 2/23

That the Audit and Risk Management Committee receive the confidential attachment "2023 Audit Strategy Memorandum for the year ending 30 June 2023".

CARRIED: 3/0

The Chairperson called for a vote and the resolution was carried.

6.2 IT SYSTEMS REVIEW

Location	Shire of Donnybrook Balingup
Applicant	Shire of Donnybrook Balingup
File Reference	FNC 02A
Author	Kim Dolzadelli - Director Corporate and Community
Responsible Manager	Kim Dolzadelli - Director Corporate and Community
Attachments	6.2.1 - IT Review
Voting Requirements	Simple Majority

Executive Recommendation
That the Audit and Risk Management Committee receive the IT Systems review and actions as contained within this report.

STRATEGIC ALIGNMENT

The following outcomes from the Council Plan relate to this proposal:

Outcome	12	A well respected, professionally run organisation.
Objective	12.1	Deliver effective and efficient operations and service provision.

EXECUTIVE SUMMARY

A review has been undertaken with respect to the Shire's IT systems and is presented to the Audit and Risk Management Committee for noting.

BACKGROUND

Harmonic IT, the Shire's external IT consultants, undertook a review of IT systems in place at the Shire. Details of the review, the findings and actions implemented are included in the confidential attachment. The attachment is maintained as confidential as it contains detailed information on the Shire's IT systems, firewalls, backup systems. Public release of this information presents a cyber-security risk to the Shire.

FINANCIAL IMPLICATIONS

No impact on allocated Budget.

POLICY COMPLIANCE

N/A

STATUTORY COMPLIANCE

Local Government (Audit) Regulations 1996, Regulation 17:

17. CEO to review certain systems and procedures

(1) The CEO is to review the appropriateness and effectiveness of a local government's systems and procedures in relation to —

(a) risk management; and

(b) internal control; and

(c) legislative compliance.

(2) The review may relate to any or all of the matters referred to in sub regulation (1)(a), (b) and (c), but each of those matters is to be the subject of a review not less than once in every 3 financial years.

(3) The CEO is to report to the audit committee the results of that review.

CONSULTATION

N/A.

OFFICER COMMENT

That the report, and confidential attachment, be received.

COMMITTEE RESOLUTION: ARM 3/23

That the Audit and Risk Management Committee receive the IT Systems review and actions as contained within this report.

CARRIED: 3/0

The Chairperson called for a vote and the resolution was carried.

With the permission of the Chair, the Director Corporate and Community presented an overview of the 2023/2024 Draft Budget Outline document and tabled the document..

COMMITTEE RESOLUTION: ARM 4/23

That the Audit and Risk Management Committee received the 2023/2024 Draft Budget Outline document tabled at the meeting.

CARRIED: 3/0

7 CLOSURES

The Chairperson declared the meeting closed at 4:35pm.

Attachment 7.4(1)

SHIRE OF
DONNYBROOK BALINGUP
RECEIVED
- 9 JUN 2023
Record No: NRM10230
File No: CSV23
Officer: JRC
X Ref:
Corresps:
Signed Off:

Local Emergency Management Committee Meeting

Held on

Wednesday 16 May 2023

at 11.35am

Donnybrook SES
80 Bentley St,
Donnybrook WA 6239

Ben Rose
Chief Executive Officer

8 June 2023

LOCAL EMERGENCY MANAGEMENT COMMITTEE MINUTES

16 May 2023

TABLE OF CONTENTS

1. DECLARATION OF OPENING 3
2. ATTENDANCE 3
2.2 COMMITTEE MEMBERS 3
2.3 APOLOGIES 4
3. DECLARATIONS FROM THE PRESIDING MEMBER 4
4. DECLARATIONS OF INTEREST 4
5. CONFIRMATION OF MINUTES OF PREVIOUS MEETINGS 4
6. CONTACT LIST UPDATE 5
7. COMMITTEE MEMBER REPORTS 5
8. CORRESPONDENCE 5
9. BUSINESS ARISING 6
9.1 LOCAL EMERGENCY WELFARE PLAN 6
10. CLOSURE OF MEETING 6

SHIRE OF DONNYBROOK BALINGUP

LOCAL EMERGENCY MANAGEMENT COMMITTEE MINUTES

Held at Donnybrook SES,
80 Bentley St Donnybrook WA 6239
on Tuesday 16 May 2023 11.35am

1. DECLARATION OF OPENING

The Chairperson acknowledged the traditional custodians of the land, the Wadandi People of the Noongar Nation, paying respects to Elders past, present and emerging.

The Chairperson declared the meeting open at 11.35am.

2. ATTENDANCE

2.2 COMMITTEE MEMBERS

Organisation	Committee Member
WA Police	Terry Townsend (Chairperson)
Shire of Donnybrook Balingup	Jessie Cooper (CESM, LEMC Executive Officer)
Shire of Donnybrook Balingup Volunteer Fire & Rescue Service	Conor McGregor (Senior Ranger & Proxy for VFRS)
Shire of Donnybrook Balingup	Apryl Longford (Minute Taker)
Shire of Donnybrook Balingup	Susie Delaporte (Local Recovery Coordinator, (SCEO)
St John Ambulance	Ian Telfer (via Teams)
State Emergency Service	Julie Carrick
Department of Fire and Emergency Services	Erin Hutchins
Department of Communities	Roma Boucher
Department of Fire and Emergency Services	Patrick Dowling
Water Corporation	Steve Collins (via Teams)
Balingup Progress Association	Wendy Trow (via Teams until 12pm)
Tuia Lodge	Jane Goff

2.3 APOLOGIES

Shire of Donnybrook Balingup	Gail McGowan(Commissioner)
Shire of Donnybrook Balingup	Ben Rose (CEO)
Shire of Donnybrook Balingup	Kira Strange (A/DO)
Shire of Donnybrook Balingup	Kim Dolzadelli (DCC)
Shire of Donnybrook Balingup	Claire Palmer
Fire and Rescue Service	Ben Anderson
State Emergency Service	Julie Carrick
Department of Biodiversity, Conservation and Attractions	Ed Hatherley
Bushfire Service	Mick Zwart
Water Corporation	Mel Robertson
Bushfire Service	Max Walker
WA Country Health Service	Barry Moroney
Donnybrook District Hospital	Sally Shaw
Department of Fire and Emergency Services	Phil Bresser
Red Cross	Karen Edmeades
Western Power	Gary Smith
Department of Communities	Renee Flaxman
Department of Primary Industries & Regional Development	Tim Stevens

3. DECLARATIONS FROM THE PRESIDING MEMBER

The Chairperson delivered the Committee's purpose as per S.39 of the Emergency Management Act:

1. *To advise and assist the local government in ensuring that local emergency management arrangements are established for its district*
2. *To liaise with public authorities and persons in the development, review and testing of local emergency management arrangements; and*
3. *To carry out other emergency management activities as direct by SEMC or prescribed by the regulations.*

4. DECLARATIONS OF INTEREST

No declarations of interest were made.

5. CONFIRMATION OF MINUTES OF PREVIOUS MEETINGS

That the Minutes of the Local Emergency Management Committee Meeting held on 29 November 2022 included in attachment 5.1 were not confirmed to be a true and accurate record as there were no committee members present to second the motion.

6. CONTACT LIST UPDATE

Committee members to update contact details on a regular basis to the Shire of Donnybrook Balingup.

The Department of Communities provided contact updates to the Local Emergency Management Committee.

7. COMMITTEE MEMBER REPORTS

Committee members to provide an update on their organisation, regarding issues, threats, amendments to plans, events and learnings to assist in the overall preparedness of the Committee in relation to Local Emergency Management Arrangements.

- (v) denotes verbal report

1. Donnybrook Police (v)
2. Donnybrook Volunteer Fire & Rescue (v)
3. St John Ambulance (v - online)
4. Department of Communities
5. Shire of Donnybrook Balingup
    a) Community Emergency Services Manager
    b) Local Recovery Coordinator (v)
    c) Senior Ranger (v)
6. Water Corporation (v)
7. Tuia Lodge (v)
8. District Emergency Management Advisor
9. Department Fire and Emergency Services (v)
10. Balingup Progress Association (v)

8. CORRESPONDENCE

- 2022 LG EM capability summaries - South West
- CONSULTATION REQUEST - Draft Western Australian Emergency Management Capability Framework
- CONSULTATION REQUEST - Draft WA Community Disaster Resilience Strategy
- CONSULTATION REQUEST: State Support Plan - Emergency Relief and Support (formerly Emergency Welfare)
- Registration Opportunity: Webinar: Disaster Grant Funding
- National Disaster Risk Reduction (NDRR) Competitive Grant Program 2023-24
- Update on the Government's response to the Wooroloo Bushfire Review
- REMINDER CONSULTATION REQUEST - Local Emergency Management Committee Handbook
- CONSULTATION REMINDER: State Support Plan - Emergency Relief and Support (formerly Emergency Welfare)
- CONSULTATION REQUEST: State Hazard Plan Search and Rescue Emergency
- CONSULTATION REQUEST: WA Climate Change Adaptation Program

9. BUSINESS ARISING

9.1 LOCAL EMERGENCY WELFARE PLAN

That the Shire of Donnybrook Local Emergency Management Committee accept to Local Emergency Welfare Plan 2022 which was tabled by the Department of Communities. (Attachment 9.1)

Moved: R Boucher **Seconded:** J Cooper

Carried 13/0

10. CLOSURE OF MEETING

The Chairperson advised that the date of the next Local Emergency Management Committee meeting will be advised.

The Chairperson declared the meeting closed at 12.20 pm.

The Shire of Donnybrook Balingup LEMC Committee then performed an Incident Support Group Awareness training session.

ATTACHMENTS

Local Emergency Management Committee

16 May 2023

5.1	Minutes LEMC Meeting – 29 November 2022
7.2	Volunteer Fire & Rescue Service Report
7.4	Department of Communities Report
7.5.a	Community Emergency Services Manager Report
7.8	District Emergency Management Advisor Report
9.1	Local Emergency Welfare Plan

Local Emergency Management Committee Meeting

Held on

Tuesday 29 November 2022

at 9.00am

Donnybrook SES
80 Bentley St,
Donnybrook WA 6239

Ben Rose
Chief Executive Officer

8 May 2023

LOCAL EMERGENCY MANAGEMENT COMMITTEE MINUTES

29 November 2022

TABLE OF CONTENTS

1 DECLARATION OF OPENING / ANNOUNCEMENT OF VISITORS 3

2 ATTENDANCE 3

2.1 COMMITTEE MEMBERS 3

2.2 STAFF 3

3 DECLARATIONS FROM THE PRESIDING MEMBER 4

4 DECLARATION OF INTEREST 4

5 CONFIRMATION OF MINUTES OF PREVIOUS MEETINGS 4

6 CORRESPONDENCE 4

7 COMMITTEE MEMBER REPORTS 5

8. OTHER BUSINESS 5

9. CLOSE OF BUSINESS 5

SHIRE OF DONNYBROOK BALINGUP

LOCAL EMERGENCY MANAGEMENT COMMITTEE MINUTES

Held at Donnybrook SES,
80 Bentley St Donnybrook WA 6239
on Tuesday, 29 November 2022 at 9.04am.

1 DECLARATION OF OPENING / ANNOUNCEMENT OF VISITORS

The Chairperson acknowledged the traditional custodians of the land, the Wardandi People of the Noongar Nation, paying respects to Elders past, present and emerging.

The Chairperson declared the meeting open at 9:05am.

2 ATTENDANCE

2.1 COMMITTEE MEMBERS

Organisation	Committee Member
Shire of Donnybrook Balingup	Leanne Wringe (Chairperson)
Dept Fire and Emergency Services	Lyndon Pearce A/ AO Warren-Blackwood (Deputy Chairperson)
Shire of Donnybrook Balingup	Linden Edward (A/CESM)
Shire of Donnybrook Balingup	Steve Potter (DO)
Bushfire Service	Max Walker (CBFCO)
State Emergency Service	Julie Carrick
St John Ambulance	Garry Davis (Proxy)
WA Country Health Service	Barry Moroney
Donnybrook VFRS	Ben Anderson
Bushfire Service	Mick Zwart
Water Corporation	Cam Van Veen (Proxy)
Department of Communities	Renee Flaxman
Balingup Progress Association	Wendy Trow
Western Power	Robin Van Rensburg
Plan-It Consulting	Chris Widmer

2.2 STAFF

Minute Taker	Apryl Longford

2.2 APOLOGIES

Shire of Donnybrook Balingup	Ben Rose (CEO)
Shire of Donnybrook Balingup	Johan Van Zyl (PEHO)
Water Corporation	Mel Robertson
Shire of Donnybrook Balingup	(Local Recovery Coordinator, (MCD)
Dept Fire and Emergency Services	Linda Ashton
District Emergency Management Advisor	Vikram Cheema
Dept Primary Industries & Regional Development	Tim Stevens
Shire of Donnybrook Balingup	Kim Dolzadelli
Western Power	Gary Smith
WA Police	Terry Townsend

3 DECLARATIONS FROM THE PRESIDING MEMBER

The Chairperson delivered the Committee's purpose as follows:

The purpose of the Local Emergency Management Committee (LEMC) is to play a vital role in assisting our local communities to be more prepared for major emergencies by:

1) *Developing, enhancing and testing preparedness planning from a multi-agency perspective having local knowledge of hazards, demographic and geographic issues; they provide advice to Hazard Management Agencies to develop effective localised hazard plans;*

2) *Providing a multi-agency forum to analyse and treat local risk; and*

3) *Providing a forum for multi-agency stakeholders to share issues and learnings to ensure continuous improvement.*

4 DECLARATION OF INTEREST

No declarations of interest were made.

5 CONFIRMATION OF MINUTES OF PREVIOUS MEETINGS

That the Minutes of the Local Emergency Management Committee Meeting held on 30 March 2022 included in attachment 5.1 be confirmed as a true and accurate record.

Moved: M Zwart **Seconded:** Wendy Trow

Carried 15 / 0

6 CORRESPONDENCE

Vikram Cheema, District Emergency Management Advisor - South West arrangements (Attachment 6.1)

That the Shire of Donnybrook Balingup Local Emergency Management Committee receives and accepts this correspondence.

Moved: Ben Anderson **Seconded:** Barry Moroney
Carried 15 / 0

7 COMMITTEE MEMBER REPORTS

Committee members to provide an update on their organisation, in regard to issues, threats, amendments to plans, events and learnings to assist in the overall preparedness of the Committee in relation to Local Emergency Management Arrangements.

- (v) denotes verbal report

1. Shire of Donnybrook Balingup
    a) Community Emergency Services Manager (Attachment 7.2.a)
    b) Director Operations (v)
2. State Emergency Service (v)
3. St John Ambulance (v)
4. WA Country Health Service (v)
5. Bushfire Service (v)
6. Western Power (v)
7. Water Corporation (v)
8. District Emergency Management Advisor (Attachment 7.12) (v)
9. Department of Communities (v)
10. Department Fire and Emergency Services (v)
11. Department of Primary Industries & Regional Development (Attachment 7.16)
12. Balingup Progress Association (v)
13. Volunteer Fire and Rescue Service (v)

8. OTHER BUSINESS

Welcome Chris Widmar from Plan-It Consulting who will be conducting a 30 minute consultation at the end of this meeting.

9. CLOSE OF BUSINESS

The Chairperson advised that the date of the next Local Emergency Management Committee meeting will be advised.

The Chairperson declared the meeting closed at 9.38 am.

Donnybrook VFRS

Activity Report Since Last BFAC Meeting

Call Outs	Tree, Grass, Scrub Fire 10 Road Crash Rescue with Extraction 5 Vehicle Accident 4 Escaped Burn / Back Yard Fire 2 Patient Lift / SJA Assist 2 DBA 2 Car Fire 1 Structure 1 **TOTAL 27**
Appliances and Equipment	Dropped our 3.4 into a septic tank at the Mandalay Road incident. Crew had a spotter in place & had made a group decision to back the truck into a position where they could extinguish a stag. With their assessment of the area, the crew concluded that if there was a septic tank it would have been in the middle of the open area not next to the building.
Training	Normal monthly training for 3 hours on the Sunday after monthly meeting & 2 hours on the Thursday night after the Sunday training.
Meetings Held	Face to Face monthly meeting as per normal.
Membership Recruitment/Resignations	One Resignation Two New members
Concerns	DFES Perth still undecided on set up for our Road Crash Rescue capability. We will be keeping the 4 seat Landrover + Rescue trailer until decision is made on the type of appliance required for our brigade.
Initiatives	Nil
Other News	Great to work with the local BFB's over the fire season. Very busy fire season with the 3 level 2 jobs which were handled very well by all on the fire ground & in the IMT.

P.O. Box 94
Donnybrook WA 6239

P (08) 9780 4200
F (08) 9731 1677

E shire@donnybrook.wa.gov.au
www.donnybrook-balingup.wa.gov.au

Government of **Western Australia**
Department of **Communities**

LOCAL EMERGENCY MANAGEMENT COMMITTEE REPORTING

Agency:	**Department of Communities (Communities)**		
Report prepared by:	Renee Flaxman (p.1) Roma Boucher (p.2)	**Position:**	A/ DESO DESO

Date: From – April 2023 to June 2023 inclusive

Report:

With my last day as Acting DESO being Friday the 28th April, I wanted to take the opportunity to thank all members of the LEMC committee, Shire, Local Government Agencies, and other stakeholders for being so welcoming and supportive. It has been a great experience and I have learnt a lot.

Roma Boucher steps back into her role of substantive DESO as of the 1st May.

Response to the Kimberley Floods

- The Department of Communities (Communities) continues to provide emergency welfare services to residents impacted by the Kimberley floods.
- As of 26 April 2023:
  - 17 people remain in Communities' supported emergency accommodation in Broome and Derby.
  - 88 people are in Phase 1 Temporary Accommodation, including 27 in the Derby Hostel and 61 in Humanihuts in Loanbun, Fitzroy Crossing and Bungardi.
  - Since the Disaster Response Hotline opened on the 11 January 2023 until COB 24 April 2023 Communities has responded to a total of 1,792 calls.

Response to Cyclone Ilsa

- On 12 April the Department of Communities was activated to stand up 5 evacuation centre in preparation for Cyclone Ilsa. These included one in Port Hedland, one in Newman, one in Nullagine and two in Marble Bar. The Red alert was issued during the afternoon of 13 April with all teams locking in by 6pm. The final all clear was given at 1:22pm on 14 April, allowing individuals to leave the centres and go home. A total of 68 individuals were provided with meals, personal requisites, and accommodated in centres overnight: 28 in Port Hedland,20 in Marble Bar and 20 in Nullagine.

Review of Proposed Interim Evacuation Centre

On 30 March a site visit to the Boyup Brook Football Club was undertaken to complete an audit and risk assessment of the premises as the proposed interim venue for the standing up of an evacuation centre in the event of an emergency while the Boyup Brook Town Hall renovations (commencing 3rd of April) are being completed.

Training, Exercises, Webinars

- Several online webinars attended, including the Leave Nobody Behind series, Recovery Exercising Toolkit, and EMPA (Emergency Media and Public Affairs) 2023 Webinar Series.
- Attended inter-agency Desktop Emergency Preparedness Exercise for Harris and Wellington Dams hosted by Water Corp.
- Ongoing preparedness and response training will be provided to departmental staff, as well as interested stakeholders.

Local Emergency Welfare Plan (LEWP)

- The Shire's LEWP is prepared by the Department of Communities and has been updated with additional information and detail in the appendices, including updating contact details.
- I don't have any records of this document being forwarded to the Shire for review previously, but the contents sections (i.e. pages 1-16) have not changed.
- If there are no further updates, I would ask through the Chair if the LEWP can be tabled/endorsed/or noted today?
- Otherwise, I would ask for the LEMC to tabled/endorsed or noted at the next LEMC meeting scheduled.
  Note: Could the LEMC chair please advise if the LEWP is required to be submitted to a Council meeting as different Local Governments have different processes?

Activity Report

Community Emergency Services Manager

Shire of Donnybrook Balingup

LEMA Update	The Shire of Donnybrook Balingup has been successful in partnership with the Shire of Bridgetown Greenbushes in securing AWARE funding to update its LEMA. Both LGs have engaged Plan-it Consulting to perform the update • Community consultation session has been held in Balingup • X2 Community consultation sessions will be held Wednesday 31 May in DB Council Chambers. This will be available via livestream • Surveys will be made available online following sessions held on 31/5/23
ISG Activations	• Thomson Brook Fire (December 2022) • Donnybrook Complex (January 2023) • Ashcroft Fire (March 2023)
Incidents	Shire of Donnybrook Balingup Bush Fire Brigades have attended approximately 27 fire incidents since last meeting.
Bush Fire Advisory Committee	Meeting held 4/5/2023. Recommended leadership remains unchanged, pending confirmation of acceptance of nomination for Deputy Chief Bush Fire Control Officer position. Recommendations to be presented to council (Commissioner) at next meeting
Mitigation	Mitigation planning is underway, works to commence in near future.
Funding	Application for NDRR Grant underway for electronic Fire Danger Rating Signs

P.O. Box 94
Donnybrook WA 6239
P (08) 9780 4200
F (08) 9731 1677
E shire@donnybrook.wa.gov.au
www.donnybrook-balingup.wa.gov.au

DISTRICT EMERGENCY MANAGEMENT ADVISOR REPORT
4th Quarter 2022-2023

STATE NEWS

The **State Emergency Management Committee (SEMC)** met on the 3 May 2023. SEMC Communiques can be found here.

2023 SEMC MEETING SCHEDULE

- 2 August 2023
- 4 October 2023
- 6 December 2023

STATE CONSULTATION REQUESTS

State Hazard Plan Search and Rescue Emergency

The Western Australia Police Force has completed a comprehensive review of the State Hazard Plan – Search and Rescue Emergencies [redacted]

The State Hazard Plan – Search and Rescue Emergency provides an overview of arrangements for the management of Search and Rescue Emergencies within WA and within State waters.

[redacted]

RESILIENT AUSTRALIA AWARDS 2023

Submissions for the 2023 Resilient Australia Awards are now open.

The Resilient Australia Awards celebrate and promote initiatives that build whole of community resilience to disasters and emergencies around Australia, as well as images capturing resilience in action.

The awards acknowledge outstanding contributions in each state and territory across seven categories: business, community, government, local government, mental health and wellbeing, school, and photography.

The awards recognise a wide range of initiatives with past projects centred on risk assessment and mitigation, mental health and wellbeing, education, training and research, and community engagement, as well as response and recovery.

The Resilient Australia Awards is proudly sponsored by the Australian Government in partnership with the states and territories and managed by the Australian Institute for Disaster Resilience (AIDR).

Submissions close **5 June 2023**.

DISTRICT NEWS

The **District Emergency Management Committee** (DEMC) met on Tuesday 21 March 2023.

Presentations and key items discussed:

- NBN muster truck overview and demonstration
- Japanese Encephalitis Virus (JEV)
- NEMA update
- Foot and Mouth Disease (FMD)
- Traffic Management
- Shire of Augusta Margaret River LEMA noted.

The next meeting of the DEMC will be held on Tuesday 10 October 2023.

EMERGENCY PREPAREDENSS EXERCISE

Inter-Agency Desktop Emergency Preparedness Exercise for Harris & Wellington Dams

On Wednesday 20th April, the Water Corporation held a workshop to step through preparedness and response protocols for flooding scenarios associated with Harris and Wellington Dams.

This workshop was designed to involve the key external agencies such as DFES, Department of Water and Environmental Regulation, South West Police, Main Roads WA, Western Power, DBCA, Local Government, and Department of Communities all with responsibility in major flooding events. The focus of the workshop was to provide awareness of the Dam Safety and Emergency Plans for Harris and Wellington Dams.

LOCAL NEWS

LOCAL EMERGENCY MANAGEMENT ARRANGEMENTS

A copy of the Local Emergency Management Arrangements – Status Report is attached. Please check the due date for the five-yearly LEMA reviews and allow a minimum of six months to complete the LEMA review process. Funding opportunities are available to assist with LEMA reviews.

LOCAL EMERGENCY MANAGEMENT ARRANGEMENTS (LEMA) REVIEW OUTCOMES AND NEXT STEPS

The Local Emergency Management Arrangements (LEMA) Review is a partnership between the Department of Fire and Emergency Services (DFES) and WALGA, initiated in response to reports that current LEMA requirements are not fit-for-purpose for Local Government and that a new LEMA model is needed. From April to December 2022, WALGA engaged 100 Local Governments to identify LEMA strengths, weaknesses, and improvement opportunities in a consultation that included 10 in-depth interviews, 10 interactive workshops and an online survey.

WALGA's LEMA Review Consultation with Western Australian Local Governments: Project Summary and Recommendations Report summarises the key findings of the consultation process to date. A more detailed overview can be found in WALGA's LEMA Review Issues Paper, LEMA Review Survey Report and an independent LEMA Review Workshop Consultation Report prepared by agdots.

WALGA's LEMA Review project informed the Draft LEMA Improvement Plan that has now been developed by DFES and presented to the LEMA Review Steering Committee. The Committee has approved testing to commence with the Local Government sector during April and May 2023 and then submit the final LEMA Improvement Plan to SEMC for endorsement in August 2023.

Find out more about the LEMA Review Project on WALGA's website or email WALGA's LEMA Review Project Lead, Simone Ruane.

GRANT PROGRAM UPDATES

The State Emergency Management Committee (SEMC) oversees the distribution of grant funding to support activities that reduce disaster risk and enhance WA's resilience to disasters.

National Disaster Risk Reduction (NDRR) grant

The National Disaster Risk Reduction (NDRR) grants program is **now open** for projects that reduce disaster risk in Western Australia.

The NDRR grant program will make about $2.5 million available in 2023 for projects that reduce disaster risk in Western Australia. Projects must contribute to achieving the objectives of the National Disaster Risk Reduction Framework (NDRRF) and the WA Implementation Plan for the NDRRF by reducing risks associated with at least one natural hazard. To be eligible, projects must reduce disaster risk and improve community resilience, rather than contributing to disaster relief, response, or recovery activities.

Organisations that are eligible to apply for NDRR grants are:

- local governments
- state government agencies
- government trading entities
- incorporated organisations
- not-for-profit organisations.

Projects with localised outcomes may apply for between $10,000 and $250,000 grant funding; there is no cap on funding for projects with State or sector-wide significance. Applicants must contribute at least 50 per cent of the total project cost in cash or in-kind.

Applications for the current round of the NDRR grant program are now open and close 12.00pm 29 May 2023. Assessments will take place in July 2023 with an anticipated announcement date in September 2023.

All West Australians Reducing Emergencies (AWARE) program

AWARE is an initiative of the Western Australian Government that invests in building capacity and preparedness activities at a local level, through a competitive grant. Only local governments are eligible to apply for an AWARE grant.

The 2023 AWARE grant round will distribute a total of $200,000 for projects to:

- further the emergency risk management process
- facilitate capability-based exercises
- assist in reviewing Local Emergency Management Arrangements
- deliver emergency management training
- host or facilitate emergency management events or forums.

Projects may apply for between $2,500 and $30,000 grant funding. Local level risk assessment projects can request a maximum of $4,000. Applicants must contribute 25 per cent of the total project cost in cash or in-kind. A local government may submit multiple projects for funding.

Local governments are encouraged to collaborate and submit joint applications.

Applications for next round of the AWARE grant program will open on 16 August and close on 20 September 2023. Assessments will take place in October 2023 with an anticipated announcement date in January 2024.

The SEMC endorsed a two-year schedule for both grant programs. See below for the **2024-2025** grant program dates;

Year	**2024-25**	
Program	**NDRR**	**AWARE**
Round Open	25 April 2024	16 August 2024
Round Close	29 May 2024	20 September 2024
Assessment	3 July 2024	25 October 2024
Anticipated announcement	September 2024	January 2025

Information on funding opportunities can be found here.

Please contact semc.grants@dfes.wa.gov.au for further information on the grant programs.

EMERGENCY SUPPORT WEBSITE – SUPPORTING SPONTANEOUS VOLUNTEERS AND DONATIONS

Volunteering WA (VWA) have developed a new resource to assist the community, volunteers and organisations during incidents and emergencies (refer attachment).

The development of these resources has arisen from a sector wide and community-based consultation process examining a need to effectively manage spontaneous volunteers and community lead donations across the State. We are often inundated by well-meaning community members who are keen to help in any way they can. We will now be able to direct them to the website so that organisations can take advantage of a volunteers contributions.

Complied by:
District Emergency Management Advisor – South West
Department of Fire and Emergency Services

READY	DRAFT	NEARING REVIEW	OVERDUE

Number local governments	Number LEMCs	LEMA noted/submitted to SEMC	% Local governments with current required LEMA		
12	12	AMR	**41% Current**		
Local Government		LEMA Status	Date	Resolution No	Date of 5 year review
Shire of Augusta Margaret River	Augusta Margaret River	LEMA tabled at the SW DEMC 21 March 2023 for noting. To be noted by SEMC 4 May 2023.	3/10/2017	46/2017	3/10/2022
Shire of Boyup Brook	Boyup Brook	Current	3/08/2018	52/2018	3/08/2023
Shire of Bridgetown-Greenbushes	Bridgetown-Greenbushes	AWARE funding allocated; project underway	3/10/2017	46/2017	3/10/2022
City of Bunbury	Bunbury	Current	6/03/2020	08/2020	6/03/2025
City of Busselton	Busselton	Current	8/03/2023	08/2023	8/03/2028
Shire of Capel	Capel	Current	5/12/2022	81/2022	5/12/2027
Shire of Collie	Collie	AWARE funding - Draft LEMA currently with LGA/Consultant	3/10/2017	46/2017	3/10/2022
Shire of Dardanup	Dardanup	Current	4/08/2022	32/2022	4/08/2027

Shire of Donnybrook-Balingup	Donnybrook-Balingup	AWARE funding allocated; project underway	3/10/2017	46/2017	3/10/2022
Shire of Harvey	Harvey	AWARE funding allocated; project underway	3/10/2017	46/2017	3/10/2022
Shire of Manjimup	Manjimup	Current	1/10/2021	76/2021	1/10/2026
Shire of Nannup	Nannup	Current	14/08/2020	50/2020	14/08/2025

Local Emergency Welfare Plan

BUNBURY REGION

(SUPPORTING CITY OF BUNBURY, SHIRE OF CAPEL, SHIRE OF DARDANUP, SHIRE OF DONNYBROOK BALINGUP, AND SHIRE OF HARVEY)

(2022)

Prepared by

Department of Communities - Emergency Relief and Support

Tabled/Received and accepted at the
LOCAL EMERGENCY MANAGEMENT COMMITTEE
on xxxxdate

This Plan can be activated for hazards defined under the WA State Emergency Management Arrangements e.g. State Hazard Plan - Heatwave, State Hazard Plan – Fire, State Hazard Plan – Crash Emergency, State Hazard Plan - HAZMAT.

To activate this Plan, call the Department of Communities, Emergency Services On Call Coordinator on 0418 943 835, 24 hours/7 days.

Contents

1. Introduction 5
1.1 Outline 5
1.2 Exercise and review period 5
1.3 Welfare services definition 5
2. Preparedness and Operation of this Plan 5
2.1 Organisational responsibilities 5
2.2 Special considerations 6
2.3 Resources – Preparedness and Operational 6
2.4 Training 10
2.5 Plan Activation Procedures 10
2.6 Plan Activation Stages 11
2.7 Public Information Management 12
2.8 Exchange of Information 12
2.9 Debriefs and Post Operation Reports 12
3 Recovery 13
3.1 Recovery Definition 13
3.2 Emergency relief and assistance in recovery 13
3.3 Financial Assistance in recovery 13
3.4 Cessation of recovery 14
3.5 Review of recovery activities 14
Appendix 1 – Department of Communities Standard Operating Procedures 15
Appendix 2 – Local Emergency Welfare Coordination 16
Appendix 3 –Emergency Welfare Coordination Group/Partnering Agencies 17
Appendix 4 – Organisational Responsibilities 29
Appendix 5 – Emergency Accommodation 33
Appendix 5A - List of Pre-Determined Welfare Centres 36
Appendix 5B – Alternative Temporary Accommodation Services 63
Appendix 6 – Welfare function of Registration and Reunification 67
Appendix 7 – Emergency Catering Services 69
Appendix 8 – Emergency Clothing and Personal Requisites 74
Appendix 9 – Personal Support Services 78
Appendix 10 – Key Contact Lists 81
Appendix 11 – Sanitary, Waste Disposal, Hire Services: 84
Appendix 12 – Security Companies: 86

Appendix 13 – Distribution List: 87

1. Introduction

1.1 Outline

The Local Emergency Welfare Plan is to be read in conjunction with the State Emergency Welfare Plan, both prepared by the Department of Communities (Communities).

The State and Local Emergency Welfare Plans are support plans which document the strategic management and coordination of welfare services in emergencies, as part of the Western Australian State Emergency Management (EM) Arrangements.

The scope of this local plan includes:

- Communities' responsibilities for the planning, response and recovery stages for the management and coordination of welfare services, including resources, within the identified geographical boundaries;
- agreed responsibilities of emergency management partnering agencies, coordinated by Communities to provide welfare services during emergencies.

1.2 Exercise and review period

This plan is to be exercised at least annually, and will be reviewed every two years, with Appendices and contact details reviewed quarterly and after each activation.

1.3 Welfare services definition

The provision of immediate and ongoing supportive services to alleviate, as far as practicable, the effects on people affected by an emergency. To assist in coordinating the provision of welfare services, six (6) functional areas have been identified:

- **emergency accommodation including welfare centres** – see Appendix 5
- **emergency catering** – see Appendix 7
- **emergency clothing and personal requisites** – see Appendix 8
- **personal support services** – see Appendix 9
- **registration and reunification** – see Appendix 6
- **financial assistance** - in Western Australia there are a number of financial assistance programs that may be put in place following a major emergency. Communities has the provision of some financial assistance being available for assessed immediate needs. This is determined at the time of the emergency using the principle of needs on a case-by-case basis for affected persons, as approved by Communities State Welfare Coordinator/ Communities Emergency Services Coordinator.

2. Preparedness and Operation of this Plan

2.1 Organisational responsibilities

The development and maintenance of this plan is allocated to the Communities District Emergency Services Officer, in consultation with members of the Emergency Welfare Coordination Group (EWCG), if there is one, and the Local Emergency Management Committee (LEMC). A contact list of the organisations that constitute the EWCG is provided in Appendix 3 and their agreed organisational responsibilities are provided in Appendix 4.

2.2 Special considerations

Local Governments (LGs) plan for special considerations as per the State EM Policy 4.6.1 –

EM planning must consider where special arrangements will be required. For example, any groups within the community whose circumstances may create barriers to obtaining information, understanding instructions, or reacting to an emergency. This includes but is not limited to:

- children and youth;
- older people;
- people with disability;
- those who are medically reliant;
- Aboriginal and Torres Strait Islanders;
- individuals from culturally and linguistically diverse (CaLD) backgrounds;
- isolated individuals and communities; and
- transient individuals and communities.

In addition, EM planning must consider special arrangements for animals as per the State Emergency Welfare Plan 2.3.6 -

Animals in welfare centres

For health and safety reasons no animals, including pets, are permitted in welfare centres with the exception only of Assistance animals e.g. Guide Dogs, "Hearing" Dogs and Disability Aid Dogs. Some local governments may have an Animal Welfare Plan for them to coordinate the management of animals and pets in emergencies.

Services specifically for children and families, including child and family friendly spaces at Welfare Centres, are to be considered at the local level and included in Local Emergency Management Arrangements. Also see Appendix 5 Emergency Accommodation, point 5.4 Children, organisations, educational and care facilities.

Communities prioritises its response in line with its operational capacity, and relies on those agencies or organisations which provide support to these groups having suitable plans and response capabilities in place, prior to an emergency to cater for these groups' needs.

2.3 Resources – Preparedness and Operational

Communities has primary responsibility for managing and coordinating welfare services resources. This plan is based on the utilisation of resources existing within a community and to supplement those resources when required at the State level. In some emergencies interstate/national resources may be required. Requests for additional resource support should be made by the Local Welfare Coordinator to the State Welfare Coordinator/Emergency Services Coordinator. Communities is responsible for appointing Welfare Coordinators as follows:

Welfare Resource	Responsibilities during Preparedness, Operation and Recovery
Communities State Welfare Coordinator (SWC)	The title "State Welfare Coordinator" used throughout this plan is the Communities representative appointed by the Communities Director General (DG). This role is delegated to the Director Emergency Services. Responsibilities include: (a) Coordination of all emergency welfare support services at the State level; (b) Represent the DG on the State Emergency Coordination Group (SECG) and State Recovery Coordination Group (SRCG) as required; (c) Act as the DG's representative on the following: • SEMC Response and Capability Subcommittee; • SEMC Recovery Subcommittee; • SEMC Community Engagement Subcommittee; • Other State and national level committees as appropriate. (d) Chairing the State Welfare Emergency Committee (SWEC); (e) Coordination of all partnering agencies within the State Welfare Coordination Centre.
Communities Emergency Services Coordinator (ESC)	This role may be delegated by Communities Emergency Services (ES) Director to the rostered Communities ES On Call Officer during activation and operations to carry out Communities emergency management functions. The ESC is the link between the Local Welfare Coordinators and the State Welfare Coordinator and, where applicable, with the relevant HMA/Controlling Agency. The ESC is authorised to activate responses to emergencies and approve emergency expenditure and utilisation of resources to meet the emergency welfare requirements. Responsibilities include: (a) Establish the State Welfare Coordination Centre and manage centre functions during operation; (b) Activate responses to emergency situations, authorise emergency expenditure and utilise resources to meet those responses; (c) Assist the State Welfare Coordinator with their functions as required; (d) Manage emergency welfare services functions as required; (e) Provide support to country staff/offices involved in emergencies; (f) Represent Communities on the State Emergency Coordination Group (SECG) and State Recovery Coordination Group (SRCG) as required.
Communities	(a) Represent Communities on District Emergency

Welfare Resource	Responsibilities during Preparedness, Operation and Recovery
District Welfare Representatives	Management Committees (DEMCs) to address emergency welfare support matters (Communities District Director or proxy); (b) Ensure the arrangements of this plan are clearly understood at the district level; (c) Clarify Communities policy on emergency welfare matters where required; (d) Refer matters of a contentious nature to Communities Emergency Services for resolution; (e) Ensure development, testing and maintenance of Local Emergency Welfare Plans for the district in which the Local Government (LG) areas fall; (f) Appointing Local Welfare Coordinators for each Local Emergency Management Committee (LEMC); (g) Represent Communities on Operational Area Support Groups (OASGs) as required.
District Emergency Services Officer (DESO)	a) As a local emergency management resource, develop local arrangements, procedures and resources eg EM Kits; b) Develop, test and maintain the Local Emergency Welfare Plans for the district in which the LG areas fall; c) Ensure staff and volunteers of Communities and partnering agencies are trained and exercised in their welfare responsibilities by conducting training sessions and exercises annually; d) Liaise and establish networks and partnerships with agencies; e) Assist with activations if available; f) Assist and support the District Welfare representatives and Local Welfare Coordinators to carry out their roles.
Communities Local Welfare Coordinators (LWC)	Local Welfare Coordinators (LWCs) shall be nominated officers of Communities within an LG area/s. A Communities LWC responsibilities include: (a) Establish and manage the activities of the local Emergency Welfare Coordination Groups (EWCG), where determined appropriate by the District Director; (b) Represent Communities and the emergency welfare function on LEMCs and Local Recovery Committees; (c) During activation, manage and coordinate emergency welfare services, including establishing and managing welfare centres, and if further welfare assistance is required request for additional support services via the Communities Emergency Services; (d) Represent Communities on the Incident Support Group (ISG) when required.
Communities	In some circumstances Welfare **Centre** Coordinators

Welfare Resource	Responsibilities during Preparedness, Operation and Recovery
Welfare Centre Coordinator (WCC)	(WCCs) are appointed. They shall be nominated officers of Communities and the WCC responsibilities include: (a) Establish and manage the operations of the welfare centre/s, including coordinating staff and partnering agencies staff and volunteers, to provide appropriate welfare services to the evacuees in the welfare centre. (b) Communicate regularly with the LWC, and if further welfare assistance is required request for additional support services via the LWC; (c) Remaining at the centre to manage the centre operations.
Local Government Welfare Support	a) When an emergency event takes places within the boundaries of an LG, they may be activated by the HMA or by Communities to provide the initial welfare response to evacuating community members. This is primarily due to their close proximity to the emergency event and their ability to quickly identify and open a pre-determined welfare centre. If the activation request is from the HMA the LG should contact Communities to inform and consult with them of the activation to open a welfare centre. The role of the LG in these early stages would be to ensure that evacuees have a safe location to relocate to, and that they can be provided with basic needs and services until such time as Communities can arrive to take on the coordination role of the welfare centre. Basic needs and services may include refreshments, registration, basic information, and personal support. On arrival of Communities, the LG would then provide a handover to the designated Communities Welfare Coordinator, and take on the **LG Welfare Liaison Officer** role as a support to Communities. b) In some circumstances the emergency event may not escalate to a significant level, and the LG may determine that they are able to continue to operate the welfare centre without the need for deployment of Communities staff. If this situation arises the LG must seek approval from Communities to retain the coordination role and have this decision documented formally. c) In some circumstances it may not be possible for Communities to attend the welfare centre due to geographical distances, road conditions, conflicting events, or other unforeseen circumstances. In these cases the LG may be asked to continue to provide the coordination role for the welfare centre, with support and

Welfare Resource	Responsibilities during Preparedness, Operation and Recovery
	advice being available from Communities via telephone or other means. In these situations Communities would approve in advance any required expenditures in relation to operating the welfare centre, and would meet these costs if required. If LGs elect to undertake their own welfare arrangements without Communities consultation, **LGs are responsible for their own costs**.

2.4 Training

Training, both internally and inter-agency, will be determined by Communities and Emergency Welfare Coordination Groups. All training is to ensure staff and volunteers of Communities and partnering agencies have the necessary skills to provide appropriate welfare services under this plan, and in accordance with their roles and responsibilities.

2.5 Plan Activation Procedures

Communities will activate this plan from two sources:

(1) As per State Emergency Management Policy 5.3.4 'A Support Organisation is responsible for specific activities in support of the Controlling Agency/HMA, and may also support Combat Agencies and other Support Organisations upon request'.

(2) The State Welfare Coordinator/Emergency Services Coordinator based on information provided internally and/or externally, may identify the need to activate this support plan.

Regardless of who first identifies the need, the HMA/Controlling Agency and Communities State Welfare Coordinator (SWC), Emergency Services Coordinator (ESC) or Local Welfare Coordinator shall confer and agree that this plan should be activated; discuss the safe location of welfare centres and welfare services required. If activated at the local level the Local Welfare Coordinator will advise Communities SWC/ESC.

Once this decision is made the State or Local Welfare Coordinator shall assess the immediate welfare services required and activate Communities and partnering agencies if required and available. See Appendix 1 Communities Standard Operating Procedures for activation procedures.

Communities, representing partnering agencies, should be included as a member of the ISG and OASG, if formed, and will appoint an appropriate Communities representative accordingly.

2.6 Plan Activation Stages

The plan will normally be activated in stages. In an impact event for which there is no warning period, these stages may be condensed with stages being activated concurrently.

Activation Stage number	Activation Stage name and actions
Stage 1	**Alert:** By the HMA/Controlling Agency or by Communities SWC/ESC based on information provided from within Communities. (a) Partnering agencies are alerted by the SWC/ESC or Local Welfare Coordinator; (b) Partnering agencies alert their own personnel; (c) Additional information allowing partnering agencies time to arrange preliminary preparations is provided; (d) Key personnel are briefed on action to be taken; (e) Establish liaison as appropriate with the HMA/Controlling Agency and/or Emergency Coordinator.
Stage 2	**Activation:** By the HMA/Controlling Agency or by Communities SWC/ESC based on information provided internally and/or externally. (a) On behalf of the HMA/Controlling agency, and in consultation with the welfare centre owners, the Local Welfare Coordinator organises for the designated welfare centre to be opened if required. The safest and most appropriate centre needs to be agreed on by the HMA, LG and Communities; (b) Required partnering agencies are activated by the SWC/ESC or Local Welfare Coordinator and proceed to the welfare centre; (c) Welfare services are provided under the coordination of the Local Welfare Coordinator with partnering agencies assisting as required; (d) Communications are maintained with the HMA/Controlling Agency, Emergency Coordinator, Local Welfare Coordinator and partnering agencies; (e) Welfare services requirements are continuously monitored and reviewed by the Local Welfare Coordinator and adjusted accordingly. (f) If required, requests for additional resource support at the local level should be made by the Local Welfare Coordinator to the SWC/ESC.
Stage 3	**Stand Down:** HMA/Controlling Agency to officially notify Communities to Stand Down; or SWC/ESC or Local Welfare Coordinator to request of HMA/Controller Agency to Stand Down if they assess welfare

Activation Stage number	Activation Stage name and actions
	services no longer required. (a) Partnering agencies are informed of the Stand Down by the SWC/ESC or Local Welfare Coordinator; (b) Partnering agencies stand down in accordance with relevant procedures for their agency; (c) Partnering agencies are to advise the SWC/ESC or Local Welfare Coordinator when stand down has been completed; (d) Communities to officially hand back the welfare centre facility to the owner and coordinate cleaning and any repairs required whilst the facility operated as a welfare centre; (e) The SWC/ESC or Local Welfare Coordinator advises partnering agencies of debriefing arrangements which will be conducted as soon as practicably possible; (f) Post operation reports to be written by Communities – see 2.9.

2.7 Public Information Management

The HMA/Controlling Agency is responsible for the provision and management of media and public information during emergencies, and all non-welfare matters will be referred to them. Communities and partnering agencies to this plan should only provide information to the public and the media on issues that are directly their responsibility, and with approval from the Communities SWC/ESC.

If the **Register. Find. Reunite. system** is activated, Communities SWC/ESC will give approval for Australian Red Cross to provide R.F.R. information to the HMA/Controlling Agency, or the State Emergency Public Information Coordinator (SEPIC).

2.8 Exchange of Information

During a state of emergency or emergency situation, emergency management agencies can share personal information relating to persons affected by the emergency, State EM Plan 5.2.5. Communities Local Welfare Coordinator is to contact Communities SWC/ESC to seek approval before there is any exchange of information.

2.9 Debriefs and Post Operation Reports

The Local Welfare Coordinator conducts a debrief of participating staff and agencies as soon as practical after all agencies are stood down. This is to identify lessons learnt through the activation for continuous improvement of any future activations. Following this, the Local Welfare Coordinator, or appointed Communities officer, writes the Post Operation Report.

3 Recovery

3.1 Recovery Definition

The Emergency Management Act 2005 (s. 3) defines recovery as the support of emergency affected communities in the reconstruction and restoration of physical infrastructure, the environment and community, psychosocial, and economic wellbeing.

As per the State Emergency Management Plan and the State Emergency Welfare Plan, it is the responsibility during recovery for the Department of Communities to coordinate the welfare components of recovery in line with the services outlined in this Plan for people affected by an emergency.

3.2 Emergency relief and assistance in recovery

Where possible, all offers of assistance and donations, including donated goods and services, should be coordinated through the Local Recovery Committee to avoid duplication of effort and confusion, State EM Policy 6.9.

Communities, as a support organisation, is not responsible for the coordination or collection of monetary donations or donated goods or services; restocking perishables or transporting people to/from homes and communities.

3.3 Financial Assistance in recovery

Sourced from State EM Plan 6.10 –
Through the **Disaster Recovery Funding Arrangements – Western Australia (DRFA-WA)**, the State Government provides a range of relief measures to assist communities recover from an eligible natural event

Department of Communities may provide some financial assistance in recovery for individuals and families if DRFA-WA is activated. This assistance is to alleviate the personal hardship or distress arising as a direct result of an eligible natural disaster, and is assessed on a case by case basis by Communities SWC/ESC. Some categories are subject to income and/or assets testing.

Other financial assistance that may be available after an emergency are:-

- **Services Australia – Centrelink, Medicare and Child Support** – will ensure payments to its existing clients in the area affected by the emergency are not disrupted. It can often provide financial assistance to any person whose livelihood has been affected by the emergency. Where possible, Centrelink should be invited to join the Local Recovery Coordination Group.
  If activated by the Australian Government, Centrelink can administer –
  - **Australian Government Disaster Recovery Payment (AGDRP)** - a one-off payment to assist people who have been significantly affected by a disaster. It is not for minor damage or inconvenience.
  - **Australian Government Disaster Recovery Allowance (AGDRA)** - a short term payment to assist individuals who can demonstrate their income has been affected as a direct result of a declared disaster. .

- **Public Appeals – Lord Mayor's Distress Relief Fund** – City of Perth established and manage this fund to provide relief of personal hardship and distress arising from natural disasters occurring within Western Australia.

3.4 Cessation of recovery

Communities cessation of welfare services in recovery will be dependent on community needs, access to existing community services, and individuals' and communities' resilience. Accordingly Communities cessation may vary from other recovery services.

3.5 Review of recovery activities

Communities will undertake an evaluation of the effectiveness of its own recovery activities including an assessment of preparedness for any future event.

Appendix 1 – Department of Communities Standard Operating Procedures

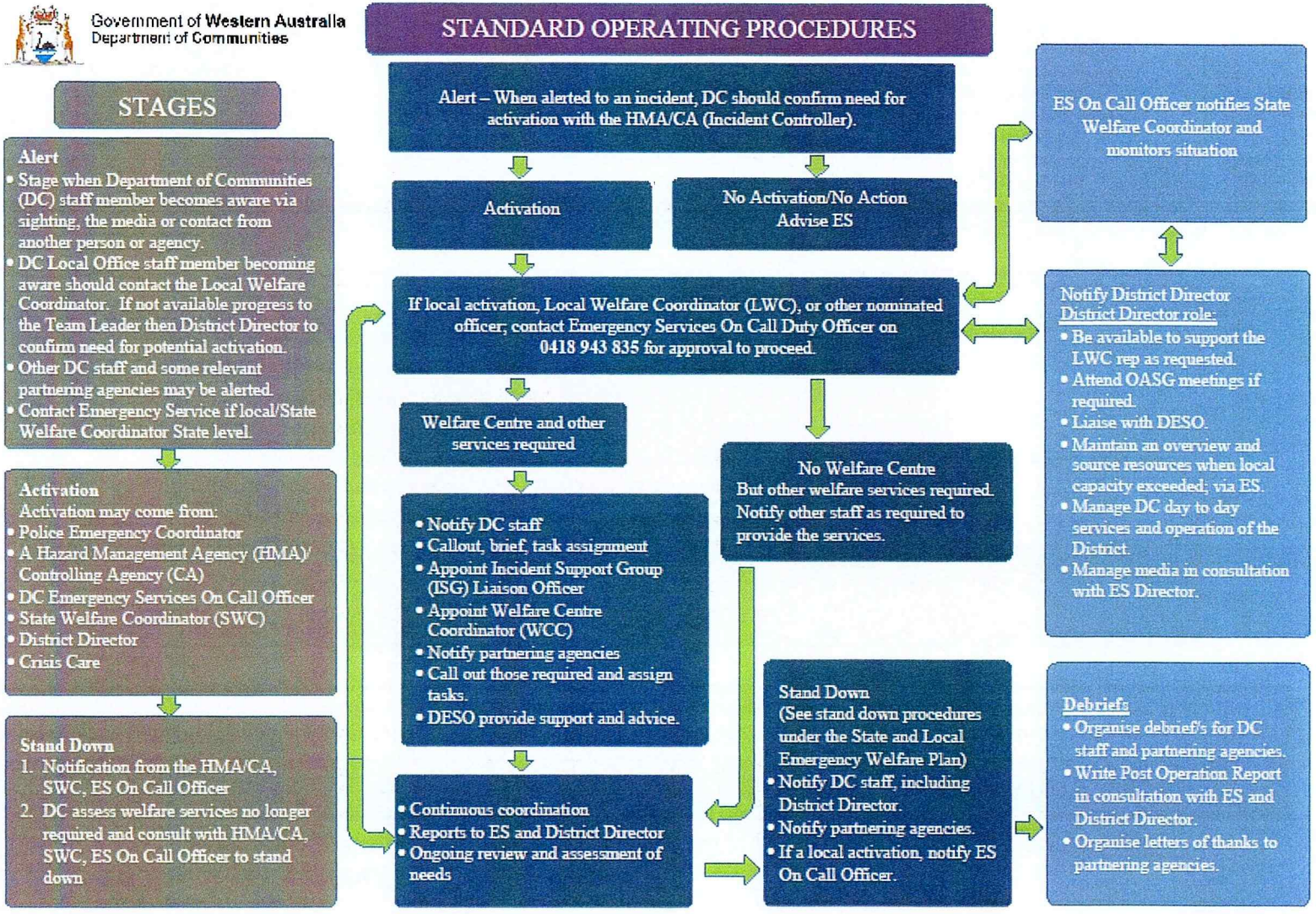

Appendix 2 – Local Emergency Welfare Coordination

Please see Appendix 4 – Organisational Responsibilities for details of each partnering agency's responsibilities.

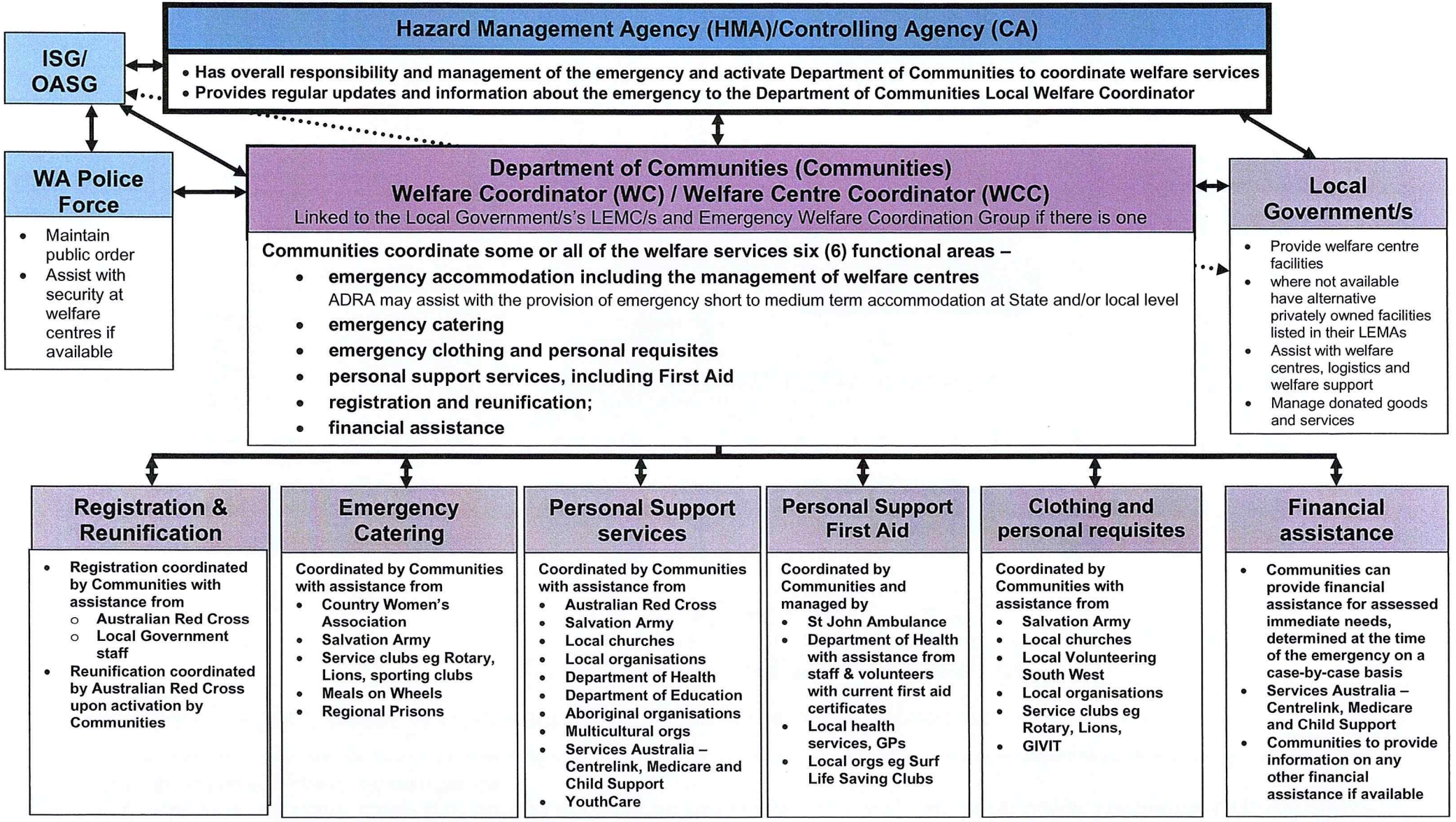

Appendix 3 –Emergency Welfare Coordination Group/Partnering Agencies

- In some locations where there are enough local partnering agencies, Communities will establish an Emergency Welfare Coordination Group.
- This coordination group is an advisory, consultative and referral group to oversee and assist in the planning and operation of local level welfare services. Their agreed organisational responsibilities are provided in Appendix 4.
- All partnering agencies staff and volunteers assisting Communities in accordance with this plan are required to comply with Communities policies, including those relating to working with children, volunteers, Occupational Health and Safety and emergency management.
- In multi-agency responses Team Leaders for each functional area may be appointed, i.e. Registration Team Leader, Emergency Catering Team Leader.

Department for Communities (DC) Functions include: Overall Welfare Coordination * Accommodation * Financial Assistance * Personal Support * Personal Requisites * Registration * Catering			
Name/Position	**Email**	**Work Hours**	**After Hours Contact**
First Contact Roma Boucher, District Emergency Services Officer	roma.boucher@communities.wa.gov.au	0427 476 658	On Call Duty Officer - 0418 943 835
Second contact Andrea Speer District Director	Andrea.Speer@communities.wa.gov.au	6414 2777	0448 016 237
Third contacts - Bunbury Mark Hunt Local Welfare Coordinator	mark.hunt@communities.wa.gov.au	6414 2777	0429 591 169
Third contacts – Capel Rachel Stevens Local Welfare Coordinator	Rachel.Stevens@communities.wa.gov.au	6414 2777	0467 841 870
Third contacts - Dardanup Sharni Giles Local Welfare Coordinator	shani.giles@communities.wa.gov.au	6414 2777	0409 226 287

Third contacts - Donnybrook-Balingup Hellen Hall Local Welfare Coordinator	hellen.Hall@communities.wa.gov.au	6414 2777	0417 930 655
Third contacts - Harvey Deb Goble Local Welfare Coordinator	deborah.goble@communities.wa.gov.au	6414 2777	0488 027 511

City of Bunbury Functions include: Coordination Assistance * Provision of facilities to use as Evacuation Centres * Financial Assistance/Appeals * Assistance with Pets			
Name/Position	**Email**	**Work Hours**	**After Hours Contact**
First Contact Mark Allies Coordinator Emergency Management & Rangers	mallies@bunbury.wa.gov.au	0409 762 222	After Hours Contact Service 9792 7106
Second Contact Carrianne Graham Community Safety & Emergency Management Officer	cgraham@bunbury.wa.gov.au	0487 397 328	
Third Contact Sarah Upton Manager Environmental Health & Community, Law, Safety & EM	supton@bunbury.wa.gov.au	0408 933 121	

Shire of Capel Functions include: Coordination Assistance * Provision of facilities to use as Evacuation Centres Financial Assistance/Appeals * Assistance with Pets			
Name/Position	**Email**	**Work Hours**	**After Hours Contact**
First contact Andriena Ciric	andriena.ciric@capel.wa.gov.au	9727 0235	0408 953 535

Emergency Services Coordinator			
Second Contact Tanya Gillett Director Infrastructure & Development	tanya.gillett@capel.wa.gov.au	9727 0222	0414 370 201
Third Contact Jeremy O'Neill Mgr. Comm Dev & Library Svcs / Local Recovery Coordinator	Jeremy.o'neill@capel.wa.gov.au	9727 0222	0427 417 824

Shire of Dardanup Functions include: Coordination Assistance * Provision of facilities to use as Evacuation Centres Financial Assistance/Appeals * Assistance with Pets			
Name/Position	**Email**	**Work Hours**	**After Hours Contact**
First contact Stephen Loiterton ~~Erin Hutchins~~ (seconded to DFES/DA to Jan2024) Emergency & Ranger Services	stephen.loiterton@dardanup.wa.gov.au ~~erin.hutchins@dardanup.wa.gov.au~~	9724 0346	0427 960 161
Second contact Hannah Powell Emergency Management Officer	hannah.powell@dardanup.wa.gov.au	9724 0347	0427 240 021
Third Contact Murray Connell Emergency Management Officer	murray.connell@dardanup.wa.gov.au	9724 0349	0417 214 402
Susan Oosthuizen Director Sustainable Development	susan.oosthuizen@dardanup.wa.gov.au	9724 0396	0448 102 687

Shire of Donnybrook-Balingup Functions include: Coordination Assistance * Provision of facilities to use as Evacuation Centres

Financial Assistance/Appeals * Assistance with Pets			
Name/Position	**Email**	**Work Hours**	**After Hours Contact**
First Contact Jess Cooper Edward Community ES Manager (CESM)	Jess.cooper@donnybrook.wa.gov.au	9780 4246	0439 595 355
Second Contact Susie Delaporte Snr Community Engagement Officer / Local Recovery Coordinator	Susie.delaporte@donnybrook.wa.gov.au	9780 4200	0484 114 072
Third Contact Paul Robins Senior Ranger	paul.robins@dardanup.wa.gov.au	9789 4214	0419 935 600

Shire of Harvey Functions include: Coordination Assistance * Provision of facilities to use as Evacuation Centres Financial Assistance/Appeals * Assistance with Pets			
Name/Position	**Email**	**Work Contact**	**After Hours Contact**
First Contact Haydn Jones Manager Waste and Safety Servs & Local Recovery Coordinator	haydn@harvey.wa.gov.au	9729 0332	0417 931 283
Second Contact Kirstie Davis Director, Community & Lifestyle	kirstied@harvey.wa.gov.au	9729 0379	0438 231 710
Third Contact Jason Maddern CESM	ESD@harvey.wa.gov.au	9729 0383	0437 426 215

Police Functions Include: Maintain public order at evacuation centre as required

Australind Paul Williams Snr Sergeant	paul.williams@police.wa.gov.au	9797 0222	0408 944 010
Bunbury Andrew Carson Snr Sergeant/OIC	andy.carson@police.wa.gov.au	9722 2111	0408 598 825
Capel Chris Page OIC	chris.page@police.wa.gov.au	9716 8160	9716 8167 (a/hours)
Donnybrook Terry Townsend OIC	terry.townsend@police.wa.gov.au	9732 3333	
Harvey Heath Soutar OIC	health.soutar@police.wa.gov.au	9782 4111	
Yarloop Sgt. Wayne Byram	wayne.byram@police.wa.gov.au	9733 6400	

DEPARTMENT OF FIRE AND EMERGENCY SERVICES (DFES) (South West) Functions Include: Logistics Support			
Name/Position	**Email**	**Work Hours**	**After Hours Contact**
First contact Erin Hutchins – Acting DA ~~Vikram Cheema~~ (leave to Jan2024) District Emergency Management Advisor (DA)	erin.hutchins@dfes.wa.gov.au ~~vikram.cheema@dfes.wa.gov.au~~	9780 1976	0429 688 130
Second Contact Andrew Wright	andrew.wright@dfes.wa.gov.au	9780 1900	0418 780 382

Superintendent			
Third Contact John Carter District Officer Emergency Mgmt	john.carter@dfes.wa.gov.au	9780 1900	0428 100 452
Fourth Contact Marc Papalia Acting District Officer - Wellington	marc.papalia@dfes.wa.gov.au	9780 1900	0427 011 386
Fourth Contact Ricky Southgate Area Officer -Preston	ricky.southgate@dfes.wa.gov.au	9780 1900	0439 515 494
Fourth Contact Phil Roach District Officer - Bunbury	phil.roach@dfes.wa.gov.au	9780 1900	0409 153 931
Fourth Contact Lee Freeman Area Officer - Forrest	Lee.Freeman@dfes.wa.gov.au	9780 1900	0427 026 964
Fifth Contact Nick Elrick District Officer - Natural Hazards	nick.elrick@dfes.wa.gov.au	9780 1900	0428 100 491
Sixth Contact Haley Hibbitt ~~Sandra Cheema~~ (leave to Jan2024) Community Preparedness Advisor	Haley.hibbitt@dfes.wa.gov.au ~~sandra.Cheema@dfes.wa.gov.au~~	9780 1900	0429 986 480

DEPARTMENT OF FIRE AND EMERGENCY SERVICES (DFES) (Lower South West) – SoDonnybrook-Balingup ONLY Functions Include: Logistics Support			
Name/Position	**Email**	**Work Hours**	**After Hours Contact**
First Contact	erin.hutchins@dfes.wa.gov.au	9780 1976	0429 688 130

Erin Hutchins - Acting District Emergency Management Advisor (DA) ~~Vikram Cheema~~ (leave to Jan2024)	~~vikram.cheema@dfes.wa.gov.au~~		
Second Contact Phil Brandrett Superintendent	philip.brandrett@dfes.wa.gov.au	9771 6800	0408 015 872
Third Contact Nathan Hall District Officer Emergency Mgmt	nathan.hall@dfes.wa.gov.au	9771 6800	0408 616 433
Fourth Contact Peter Thomas District Officer - Capes	peter.thomas@dfes.wa.gov.au	9771 6800	0429 980 010
Fourth Contact Andy Thompson Area Officer - Geographe	andy.thompson@dfes.wa.gov.au	9771 6800	0419 146 169
Fourth Contact Paul Dennison Area Officer - Leeuwin	AOleeuwin@dfes.wa.gov.au paul.dennison@dfes.wa.gov.au	9771 6800	0419 791 501
Fourth Contact Patrick Dowling Area Officer – Warren Blackwood	Patrick.dowling@dfes.wa.gov.au	9771 6800	0447 362 006
Fourth Contact Chris Sousa District Officer – Nelson	chris.sousa@dfes.wa.gov.au	9771 6800	0429 379 632 (Note: Chris Sousa is using Warren Blackwood Mob)
Fourth Contact Phil Besser District Officer - SES	Phil.besser@dfes.wa.gov.au	9771 6800	0408 412 608
Fifth contact Linda Ashton Community Preparedness Advisor	vmso.lowersouthwest@dfes.wa.gov.au	9771 6800	0417 565 852
Red Cross Functions include:			

* Registration and Reunification * Manage Inquiry * Personal support (1st, 2nd, and 3rd contact used for day to day business. For emergency responses refer to after hours contact numbers in 3rd column)			
Name/Position	**Email**	**Work Hours**	**After Hours Contact**
First Contact Jennifer Pidgeon State Manager	JPigeon@redcross.org.au	0409 749 345	Emergency Control 0408 930 811
Second Contact Erin Pelly ES Recovery & Resilience Coordinator	erpelly@redcross.org.au	0450 980 654	
Third Contact Karina Skipworth ES Operations/Workforce Coordinator	kskipworth@redcross.org.au	0437 989 602	

Country Women's Association (CWA) Functions Include: Catering support * Personal Support * Emergency clothing/personal requisites		
Name/Position	**Email**	**Work Hours**
Bunbury Karen Parrick	karen.parrick@westnet.com.au	0419 566 078
River Valley Belles (Bunbury) Leisha Bishop	cwarivervalleybelles@gmail.com	0450 084 654
Southern Belles (Bunbury) Shae Phillips	Shae_greig@hotmail.com	0407 535 100
Capel Win Savage	winfrogsav@gmail.com	0420 933 959
Boyanup (Dardanup) Isla Lord Wendy Bourne	hapaira@bigpond.com finefield@bigpond.com	0439 409 429 0403 514 930
Eaton (Dardanup) Maggie Donaldson	maggiedon@bigpond.com	0409 205 907
Balingup Rosslyn Price	rosslynp@westnet.com.au	0429 641 273

Donnybrook Karen Miller	donnybrookcwa@gmail.com	0427 211 008
Yarloop (Harvey) Jenny Burton	jennyburton01@gmail.com	0411 067 138

LIONS CLUB WA Functions Include * Catering * Personal Services			
Name/Position	**Email**	**Work Hours**	**After Hours Contact**
Australind John Suckling Secretary	australindlionsclubsec@gmail.com		0408 730 492
Dardanup John Duzevich Secretary	dardylions@iinet.net.au l.j.duzevich@bigpond.com	9728 1143	0405 718 425
Eaton (Millbridge) Stephanie Atkins President/Secretary	millbridge.wa@lions.org.au		0409 788 775
Harvey Anita Hughes/Michele Stanton President/Secretary	harveylions@gmail.com		AH: 0488 291 013 MS: 0411 842 962

Salvation Army Functions include: Catering * Emergency Clothing/Personal requisites * Personal support			
Name/Position	**Email**	**Work Hours**	**After Hours Contact**
1st Contact Captain Mark Schatz	mark.schatz@salvationarmy.org.au	9791 5200 Option 1 or 2: if it rings out they are on another call	0415 659 721
2nd Contact Captain Zoe Schatz	zoe.schatz@salvationarmy.org.au	9791 5200	0427 957 558

St John Ambulance Functions Include: * First aid only			
Name/Position	**Email**	**Work Hours**	**After Hours Contact**
St John – Apart from medical emergencies all activations must be approved by the ESU On Call Emergency Services Coordinator on 0418 943 835	**Emergencies – 000/112/106** **Event Health Services** – Can provide advice and consult on appropriateness of activation. Will also activate services and stand down general attendance when requested.	9334 1234	9334 1234
Dianne Langford-Fisher Regional Manager South West	Dianne.Langford-Fisher@stjohnwa.com.au	9334 6726	0417 985 296
Brandon Reid Assistant Regional Manager SW	brandon.reid@stjohnwa.com.au	9334 6726	0427 887 829

DEPARTMENT FOR HEALTH Functions Include: * Personal Support * Health and Mental Health Response			
Name/Position	**Email**	**Work Contact**	**After Hours Contact**
1st Contact (24/7) On Call Duty Officer Disaster Preparedness & Management Unit Department of Health Statewide Duty Officer - can organise a doctor at a welfare centre and/or write out prescriptions		9328 0553	9328 0553
2nd Contact Bunbury Hospital SW Health Campus, Bussell Hwy (cnr Robertson Dve),		9722 1000	

2nd Contact Donnybrook Hospital 40 Bentley St, Donnybrook		9780 4333	
2nd Contact Harvey Hospital 45 Hayward Street, Harvey		9729 1004	

EDUCATION DEPARTMENT Functions Include * Personal Support *Emergency Accommodation and Catering			
Name/Position	**Email**	**Work Hours**	**After Hours Contact**
Education Dept Andrew Grono Coordinator Regional Services	Andrew.grono@education.wa.edu.au	9791 0300	0434 002 780

SERVICES AUSTRALIA (formerly Dept of Human Services) Functions include: * Financial Assistance * Counselling			
Name/Position	**Email**	**Work Hours**	**After Hours Contact**
First contact Lisa Wilson Service Centre Manager Bunbury	cscm.bunbury.W@servicesaustralia.gov.au	9792 8812	0429 637 001

VOLUNTEER SOUTH WEST Functions Include *Management of Volunteers *Management of Donated Goods * Personal Support			
Name/Position	**Email**	**Work Hours**	**After Hours Contact**
1st Contact Shamara Williams Manager	manager@volunteersouthwest.org.au	9791 3214	0428 971 448
YOUTH CARE Functions Include:			

Personal Support and Pastoral Care			
Name/Position	**Email**	**Work Hours**	**After Hours Contact**
1st Contact Darlene Herbert PCIR Coordinator/Head of Chaplaincy **2nd Contact** Steve Jansz PCIR Coordinator **3rd Contact** PCIR Phone	pcir@youthcare.org.au	0407 008 346 0409 219 936 0407 413 855	0407 008 346 0409 219 936 0407 413 855

ADVENTIST DEVELOPMENT RELIEF AGENCY (ADRA) Functions Include: * Assist with short to medium Accommodation Needs			
ADRA are activated by the ESU OnCall Emergency Services Coordinator on 0418 943 835			
First Contact Luke Webster Director WA	9398 7222	0403 704 064	lukewebster@adra.org.au

Appendix 4 – Organisational Responsibilities

- Partnering agencies that may be engaged by Department of Communities (Communities) to assist in fulfilling their welfare obligations as part of the Local Emergency Welfare Plan.
- Communities as an emergency management support organisation coordinates emergency welfare services when activated via this plan – the Local Emergency Welfare Plan.
- To coordinate emergency welfare services requires the support of a number of statutory, private and voluntary organisations, known as partnering agencies. These responsibilities are allocated on a state-wide basis and have been determined by agreement between the respective agencies at the State level via the State Welfare Emergency Committee and Communities.
- At the local level these responsibilities may be varied to suit the capabilities and availability of welfare organisations. The responsibilities are negotiated between Communities and the agency at the local level and are reflected in this Appendix.
- The allocated responsibilities do not restrict one agency from assisting another, regardless of its primary role.
- Should a partnering agency not be able to manage its primary responsibilities, support with those responsibilities may be requested from the Local Welfare Coordinator. Ultimately, Communities is responsible for these functions where no partnering agency assistance is available.

Agency / Organisation Name	**Normal role if engaged**
Department of Communities (Communities) – Lead Welfare Agency	(1) Coordinate all functional areas of an emergency welfare response during emergencies; (2) Appoint the Local Welfare Coordinators to support each Local Government (LG) area; (3) If applicable, establish and manage the activities of the local government Emergency Welfare Coordination Group including the provision of secretariat support; (4) Provide staff and operate the Welfare Centres if required; (5) Coordinate all welfare resources utilised under this plan; (6) Coordinate the welfare functional areas of: (a) Emergency Accommodation; (b) Emergency Catering; (c) Emergency Clothing and Personal Requisites; (d) Personal Support Services; (e) Registration and Reunification; (f) Financial Assistance; (7) Provide representatives to various emergency management committees and coordination groups as required.
Department of Communities - Disability Services	(1) Provide a Support Agency Officer/s as required; (2) Provide access to staff to assist with Personal Support Services where agreed and available;

Agency / Organisation Name	Normal role if engaged
	(3) Provide strategic policy advice regarding the provision of welfare services to people with disabilities; (4) Assist with other welfare functional areas where agreed.
Department of Communities - Housing	(1) Provide a Support Agency Officer/s as required; (2) Provide access to staff to assist with Personal Support Services where agreed and available; (3) Provide strategic policy advice regarding the provision of emergency accommodation; (4) Assist with other welfare functional areas where agreed.
ADRA – Adventist Development and Relief Agency	(1) Provide a Support Agency Liaison Officer/s as required; (2) Assist with the provision of emergency short to medium term accommodation; (3) Provide regular updates to Communities, including a list of all emergency accommodation organised for evacuees; (4) Assist with other welfare functional areas where agreed.
Australian Red Cross	(1) Provide a Support Agency Officer/s as required; (2) Assist with Registration at Welfare Centres; (3) Manage and operate the Register.Find.Reunite. system; (4) Assist with the provision of Personal Support Services; Assist with other welfare functional areas where agreed.
Country Women's Association	(1) Provide a Support Agency Officer/s as required; (2) Assist with the provision of Emergency Catering at Welfare Centres; (3) Assist with the provision of Personal Support Services; (4) Assist with the provision of Emergency Clothing and Personal Requisites; (5) Assist with other welfare functional areas where agreed.
Department of Education	(1) Provide a Support Agency Officer/s as required ; (2) Provide access to facilities for Emergency Accommodation where available; (3) Provide access to facilities for Emergency Catering where available; (4) Provide access to staff to assist with Personal Support Services, including School Psychology Service where agreed and available; (5) Assist with other welfare functional areas where agreed.
Department of Fire and Emergency Services (DFES)	(1) Provide a Support Agency Officer/s as required; (2) Engage "face to face two way communication and liaison with affected communities through a point of public interface

Agency / Organisation Name	Normal role if engaged
Community Liaison Unit	e.g. at a welfare centre distributing relevant incident information such as traffic management information, and support the facilitation of public meetings and other community based communications.
Department of Health	(1) Provide a Support Agency Officer/s as required; (2) Provide a comprehensive response to mental health effects of an emergency, as outlined in the Mental Health Disaster Subplan; (3) Provide health response as outlined in the State Health Emergency Response Plan; (4) Assist with the provision of Personal Support Services at Welfare Centres; (5) Assist with other welfare functional areas where agreed.
Services Australia – Centrelink, Medicare and Child Support	(1) Provide a Support Agency Officer/s as required; (2) Provide Financial Assistance to people affected by the emergency in accordance with Services Australia guidelines, policies and the Social Security Act; (3) Provide support services or referral advice to appropriate agencies; (4) Assist with other welfare functional areas where agreed.
GIVIT – online donation manage -ment system	(1) Provide a Support Agency Officer as required to be a reference source regarding donated goods. www.givit.org.au
Legal Aid Western Australia	(1) Provide a Support Agency Officer/s as required; (2) Provide relevant legal information for emergency impacted persons and/or communities; (3) Assist with other welfare functional areas where agreed.
Lions Club WA	(1) Provide a Support Agency Officer/s as required; (2) Assist with the provision of emergency catering at Welfare Centre's, e.g. a barbeque meal, with supply of the food to be cooked, (3) Assist with the functional area of Personal Services at Welfare Centre's, such as practical assistance in setting up a welfare centre, managing the parking of vehicles; and (4) Assist with other welfare functional areas where agreed.
Local Churches/ Church Ministers Fellowship	(1) Provide a Support Agency Liaison Officer/s as required; (2) Assist with the provision of Personal Support Services; (3) Assist with other welfare functional areas where agreed.
Local Government	*Negotiate at the local level with individual Local Governments any additional responsibilities eg Ranger Services.*

Agency / Organisation Name	Normal role if engaged
Welfare Support	(1) Provide a Local Government (LG) Welfare Liaison Officer as required; (2) Assist with the welfare functional area of Emergency Accommodation by utilising LG facilities as Welfare Centres, and where not available have alternative privately owned facilities listed in their LEMAs; (3) Assist Communities to provide the initial welfare response to evacuating community members. See above 2.3 Local Government Welfare Support Response. (4) Assist with other welfare functional areas where agreed.
Salvation Army	(1) Provide a Support Agency Officer/s as required; (2) Provide Emergency Catering at Welfare Centres; (3) Provide Emergency Clothing and Personal Requisites such as toiletries and other incidentals to those affected as required; (4) Assist with the provision of Personal Support Services; (5) Assist with other welfare functional areas where agreed.
St John Ambulance	**Please call Communities Emergency Services - 0418 943 835 to approve cost before contacting SJA. If an ambulance is required please call 000/112/106.** (1) Provide a Support Agency Officer /s as required; (2) Provide qualified First Aiders at Welfare Centres, where required and available; (3) Assist with other welfare functional areas where agreed.
Volunteer South West	(1) Provide a Support Agency Officer/s as required; (2) Provide strategic policy and advice regarding the provision of volunteering services within the welfare emergency management environment; (3) Manage affiliated and spontaneous non-affiliated Volunteers; (4) Assist with other welfare functional areas where agreed.
WA Police Force	(1) Provide a Support Agency Officer/s as required; (2) Maintain public order where required; (3) Assist with other welfare functional areas where agreed.
YouthCare	(1) Provide a Support Agency Officer/s as required; (2) Assist with the provision of Personal Support Services at Welfare Centres where available including practical support, emotional support and pastoral care support. (4) Assist with other welfare functional areas where agreed.

Appendix 5 – Emergency Accommodation

The provision of temporary shelter for persons rendered homeless by an emergency, or due to evacuation from an emergency, ranging from short to medium term accommodation, is coordinated and assessed by Communities.

Please note - in the event of an evacuation, people may make their own accommodation arrangements eg stay with family or friends locally (if this is safe) or in another town.

Points of clarification:

5.1 Establishment of welfare centres

As per State EM Policy -

(a) 5.7.3 - The Controlling Agency is responsible for the management of evacuation during an incident, and this continues during an emergency response.

(b) 5.7.4 - Local governments, HMAs, relevant EMAs (i.e. Support Organisations and Controlling Agencies), in consultation with relevant Local Emergency Management Committees (LEMCs), must identify and advise of refuge site and welfare centres including evacuation centres appropriate for the hazard. The welfare centres should be documented in the LEMA, and are also recorded on the State Welfare Centre Database which HMAs and Controlling Agencies have access to.

(c) 5.9.5.5 - LEMCs must ensure that LEMA identify appropriate facilities and existing infrastructure within their boundaries are available for use by EMAs or note where there are no facilities.

Therefore, the establishment and management of welfare centres by Communities is on behalf of the HMA or Controlling Agency, in consultation with welfare centre owners. This could be LGs or private facility owners. Welfare centres are established as emergency facilities from which Communities coordinate accommodation, food, clothing, financial assistance, registration, personal support and other welfare services until alternative arrangements can be made.

5.2 Welfare centres definition

In Western Australia welfare centres are a facility that may provide for evacuation, reception, accommodation and relief and recovery (commonly referred to as a 'one-stop-shop') for an impacted community. Welfare centres may continue the extended provision of services into the recovery phase where LGs take responsibility as the lead agency in recovery. For the purposes of this plan all such facilities are classified as Welfare Centres.

5.3 Safety considerations

To ensure the safety of evacuees and welfare centre staff and volunteers, Communities will not establish welfare centres –

- in Bushfire Emergency Warning areas, and will only establish welfare centres in Bushfire Watch and Act areas with the assurance of the HMA/Controlling Agency that it is deemed safe to do so;
- if there is not safe access routes to the welfare centres;

- if there are structural concerns about the facility, and/or health concerns eg no running water, no drinking water, non-functioning sewage system, gas or chemical leaks in the area.

5.4 Children, organisations, educational and care facilities

As per State EM Plan 5.3.2 Community Evacuation, Stage 4: Shelter –

Children and vulnerable people in Evacuation Centres

Unaccompanied children, without direct parental or responsible adult supervision, should be evacuated into the care of the Department of Communities at the evacuation centre.

The preferred option for agencies, organisations or educational and care facilities such as women's refuges, men's hostels, group homes, is for them to have arrangements in place to either evacuate to a similar facility or shelter in place if safe.

If it is necessary to evacuate to a welfare centre, supervisory staff or members with responsibility for the care, supervision or provision of services to children and their clients must remain at the centre and continue to supervise and provide services until such time as alternative arrangements are made. This may include children being returned to parents or other responsible adult approved by that agency, organisation or educational and care facility.

Agencies, organisations and educational and care facilities at evacuation centres should liaise with the welfare coordinator at these centres for further advice and assistance in relation to unaccompanied children.

Services specifically for children and families, including child and family friendly spaces at Welfare Centres, are to be considered at the local level and included in Local Emergency Management Arrangements, State EM Plan 4.6.1 Special Considerations.

5.5 Animals in welfare centres

For health and safety reasons no animals, including pets, are permitted in welfare centres with the exception only of Assistance animals e.g. Guide Dogs, "Hearing" Dogs and Disability Aid Dogs. Some LGs may have an Animal Welfare Plan for them to coordinate the management of animals and pets in emergencies.

5.6 Responsibility for the welfare centre premises

Communities will take responsibility for the premises utilised as welfare centres from the time of their operations until their closure. Communities shall exercise reasonable care in the conduct of its activities and agree to replace or reimburse for supplies used in the operation of welfare centres. See Checklists x 3 at the end of this Appendix.

As Communities operate welfare centres on behalf of the relevant HMA/Controlling Agency, in the event of any claim for unusual damage incurred as a result of the use of a facility as a welfare centre, Communities will facilitate processes with the HMA/Controlling Agency to respond to the claim. The owner/s of the facilities agrees

to utilise their building insurance in the event of damage resulting from the actual disaster event to the structure of the building.

Communities will utilise contract cleaners or pay for the use of the facilities' cleaners to restore the facilities directly utilised as welfare centres back to serviceable condition, if requested.

5.7 School evacuations

If a school needs to evacuate upon receiving advice/instructions from the Incident Controller or HMA, they should try to evacuate to another school as a first option, or self-manage in a Communities designated welfare centre. Schools can evacuate to the community welfare centre with the schools' students under the duty of care and responsibility of the evacuated school.

Schools should use resources within the school such as gym mats, blankets if they have them, any food in school canteens etc However if these resources are not available and Communities have spare items, these items will be shared with the school. If schools and Communities do not have these resources available, Communities will share any information on sourcing items as listed in the Local Emergency Welfare Plan.

5.8 State Welfare Centres

In some circumstances, particularly in larger State level sized emergencies, facilities in a local area in which an emergency or disaster has occurred may not be suitable/sufficient to ensure the safety of all evacuees, welfare staff and volunteers. In these circumstances LGs or private facility owners may be asked for use of their facility as a 'State Welfare Centre' to assist affected members of other LG areas. At these times it would be the expectation that the State Welfare Centre would operate in a similar manner with the same procedures as if operating as a Local Welfare Centre as outlined in this plan.

See over for the list of Pre-determined Welfare Centres.

Appendix 5A - List of Pre-Determined Welfare Centres

Welfare Centres are pre-determined by Communities in partnership with the Local Government/s' LEMCs. The LEMCs are to ensure Local Emergency Management Arrangements (LEMA) identify such facilities and existing infrastructure that are available for use by Emergency Management Agencies (including Communities) within their respective boundaries. In the event of a lack of facilities the LEMC are to note this in the LEMA's and advise the HMA/Controlling Agency to make alternative arrangements.

BUNBURY

Population – City of Bunbury 32,987 ; 2021 Census
Shire of Capel 18,175 (Town of Capel 2,606; Boyanup 1,304; Dalyellup 9,770; Gelorup 2,255; Peppermint Grove 518) ;
Shire of Dardanup 14,686 (Town of Dardanup 588; Dardanup West 669; Burekup 788; Eaton 8,669; Millbridge 2,736) ;
Shire of Donnybrook Balingup 6,155 (Town of Donnybrook 3,035; Argyle 575; Balingup 565; Brookhampton 249) ;
Shire of Harvey 28,567 (Town of Harvey 3,462; Australind 15,988; Binningup 1,296; Brunswick 1,195; Cookernup 604, Leschenault 3,058; Myalup 344; Roelands 938; Uduc 374; Wokalup 255; Yarloop 541)

Primary Centres:

Premises and Address	Contact Details	Alarm	Emergency Lighting Gas	Capacity	Showers	Toilets	Kitchen Facilities	Bedding	Dis-able Access	Parking	Pets	Hazards
Bunbury	** CITY OF BUNBURY OWNED FACILITIES							POPULATION – 33,000 APPROX				
****SW Sports Centre Hay Park 1 Rotary Drive Ph: 9795 2222 Agreement signed 18.4.13** 1st Preference but SW Health Campus has priority ***See floor plan at the end of this section***	David Russell Manager Community Facilities 9792 7230 0439 514 369 City of Bunbury Duty Ranger 9792 7000 A/Hours Service – 9792 7106	**Yes** Cross Security Services -9728 0288	**Back-up power for apprx 1.5 hrs Mains water, power operated sump Gas for pool & stoves**	Total sleeping capacity –600 people Squash Court viewing area – 200m2 (100/50) Upstairs Gym – 289m2 (140 / 70) Sports Hall – 2016m2 (1000 / 500) Function Room –289m2 (140 / 70) Fixed Seating – 489 seats Total area – 2794m2 **COVID-19 2m² - 500 pax 4m² - 200 pax**	10 M 16 F 1 D 1 baby bath Electric hot water system	14 M 5 Urnls 21 F 4 D 2 child Power operated sump	Commercial kitchen - gas stoves, fridges, freezers, 200 sets crockery, m/waves Café, 30 x tables,300 x chairs 1x7kg washing machine, 1 domestic clothes dryer	60 x aerobic style mats No bedding	**Yes**	Yes - Car parks, sport fields	Outside 95m x 45m secure compound	**FLOOD PLAIN May be flood susceptible Long term - good centre**

Note: Priority for the SW Sports Centre will be given to SW Health Campus to accommodate patients from Bunbury Hospital & St John of God Hospital. Other facilities within the Centre can possibly be used for evacuees e.g. crèche, smaller rooms, basketball courts. Contact Duty Manager Bunbury Hospital on 9722 1000; Duty Manager SJGH on 9722 1600/9722 1943 re their use of the SW Sports Centre.												
South West Italian Club **13-19 White St** **Ph: 9791 2286** **M: 0418 917 620** Email: admin@switalianclub.com 2nd Preference but SW Health Campus has priority ***See floor plan at the end of this section***	**Hospital has 1st priority to the Club if they need it- see note above** Frank Mustica - President 0418 917 620 9791 2286			Main Hall can seat 650 people – 580m2 (290 / 145) Members Bar– 280m2 (140 / 70) Members Lounge- 130m2 – (65 / 30) Total sleeping capacity – 200 people approx. CoVid-19 2m2 – 500 4m2 - 200	None	4 M 4 F	Full commercial kitchen with commercial fridges & 2 Bards	No	Yes – ramp @ front entrance, wheelchair accessible	Yes – large car park	Outside	**None - could be used for long term but need to negotiate as privately owned**

OTHER FACILITIES

HAY PARK FACILITIES

Please note Hay Park is in a flood plain and may be susceptible to flooding

Bunbury PCYC – 9795 8690
Parade Road, Hay Park

Bunbury Hockey Stadium – 9795 5160
Rotary Drive, Hay Park

Bunbury Soccer Drome - -414 -4- 891 (Bunbury United Soccer Club)
Parade Rd

Bunbury Badminton – 9795 8866/0400 177 645

OTHER SPORTING FACILITIES

Bunbury Trotting Club – 9721 2768
Hands Avenue, Bunbury

Bunbury Turf Club - 9721 3444
Blair St & Brittain Rd, Bunbury

South Bunbury Football Club – 9721 1080
Hands Oval, Clarke St, Bunbury

Bunbury Football Club – 9721 4243
Herbert Rd, Payne Park, East

OTHER SPORTING FACILITIES

Carey Park Football & Sporting Club – 9791 3030
Kelly Park, Balgore St, Carey Park

Bunbury Surf Club – 9721 3633
Ocean Drive, Bunbury
Jim Smith–President- 9207 6666 /0403 240 777

Koombana Bay Sailing Club – 9791 3914
Koombana Drive, Bunbury
Function Centre - 791 3510

OTHER FACILITIES

Meals on Wheels – 9721 2522
1 Stirling Street, Bunbury

RSL Hall - 9721 3277/0448 094 153
19 Spencer Street, Bunbury

Bunbury Masonic Lodge Freemasons Hall – 9791 4904
72 Wittenoom St, Bunbury

Commercial Club – 9721 2085
21 Symmons St, Bunbury

OTHER FACILITIES OUTSIDE OF BUNBURY

Eaton Scout Camp – 9725 1404
Leake Street
Camp Warden - Noel Ward – 0439 097 277
Deputy Warden - Dorothy Fisher - 9796 0978/0410 016 167

Eaton Recreation Centre – 9724 1400, Shire of Dardanup – 9724 0000
18 Recreation Drive
Fax: 9724 1433

Leschenault Leisure Centre – 9792 4000, Shire of Harvey – 9729 0300
Lot 42 Leisure Drive
Ph: 9797 4000

Rotary Drive, Hay Park **Bunbury Tennis Club – 9795 8685** **Rotary Drive, Hay Park**	**Bunbury** Peter Henderson - 9791 1362/0406 182 212/9721 4143 Danny Mills - 0406 182 212	**Bunbury Rowing Club – 9721 3788** **Lot 759 Cobble-stone St**	**Stirling Street Art Centre - 9791 1256** **Stirling St, Bunbury**	

EDUCATIONAL FACILITIES – UNIVERSITIES, TAFE, HIGH SCHOOLS PRIMARY SCHOOLS – GOVERNMENT AND NON-GOVERNMENT - Contact the School Principal or Bursar direct. After Hours and during school holidays for Government Schools contact Andrew Grono, Coordinator, Regional Services, Dept of Education - 9791 0348 / 0434002 780

Educational Facilities – all in close proximity to each other **Manea Senior College – 9721 0600** **Robertson Drive** Paul Matthews, Principal – 0427 040 049 **SW Institute of Technology (TAFE) – 9780 7000** **Robertson Drive, Bunbury** **Edith Cowan University – 13 4228 / 6304 000** **585 Robertson Drive, Bunbury** Manager Campus Facilities	**Government High Schools** **Bunbury Senior High – 9781 2500** **Haig Crescent, Bunbury** **Newton Moore Senior High – 9722 2400** **Hotchin Street, Bunbury** **Primary Schools** **Adam Road Primary – 9795 8999** **Hotchin Street, Bunbury** **Bunbury Primary – 9721 2660** **Lovegrove Avenue, Bunbury** **Carey Park Primary – 9721 3011** **Ecclestone Street, Carey Park**	**College Row – 9721 3125** **College Row, Bunbury** **Cooinda Primary School – 9721 3144** **Allen Street, Bunbury** **Djidi Djidi Aboriginal School – 9724 9444** **Erica Entrance, Glen Iris** **Maidens Park Primary – 9795 7701** **Westwood Street, Withers** **Picton Primary – 9725 4224** **Jeffrey Road, Glen Iris**	**South Bunbury Primary – 9721 3299** **Prosser Street** **Non-Government Schools** **Bunbury Cathedral Grammar School – 9722 6000** **K – Year 12** **5 Allen Road, Gelorup** **Day & boarding students – 119 beds, *bush setting*** **Bunbury Catholic College – 9721 0000** **Year 8 – Year 12** **Rodsted Street, Bunbury**	**Grace Christian School & Church – 9726 4200, K – Year 12** **Vittoria Road, Glen Iris** **St Mary's Catholic Primary School – 9726 7500** **31 Mary Street, Bunbury** **St Joseph's Catholic Primary School – 9795 7312** **Parade Road, Bunbury** **Bunbury John Calvin School – 9726 2038, Pre-Primary – Year 6** **Cnr Vittoria Road & South Western Highway, Picton**

CITY OF BUNBURY'S SOUTH WEST SPORTS CENTRE – TO USE AS A LOCAL WELFARE EVACUATION CENTRE – Hay Park, 1 Rotary Drive, Bunbury

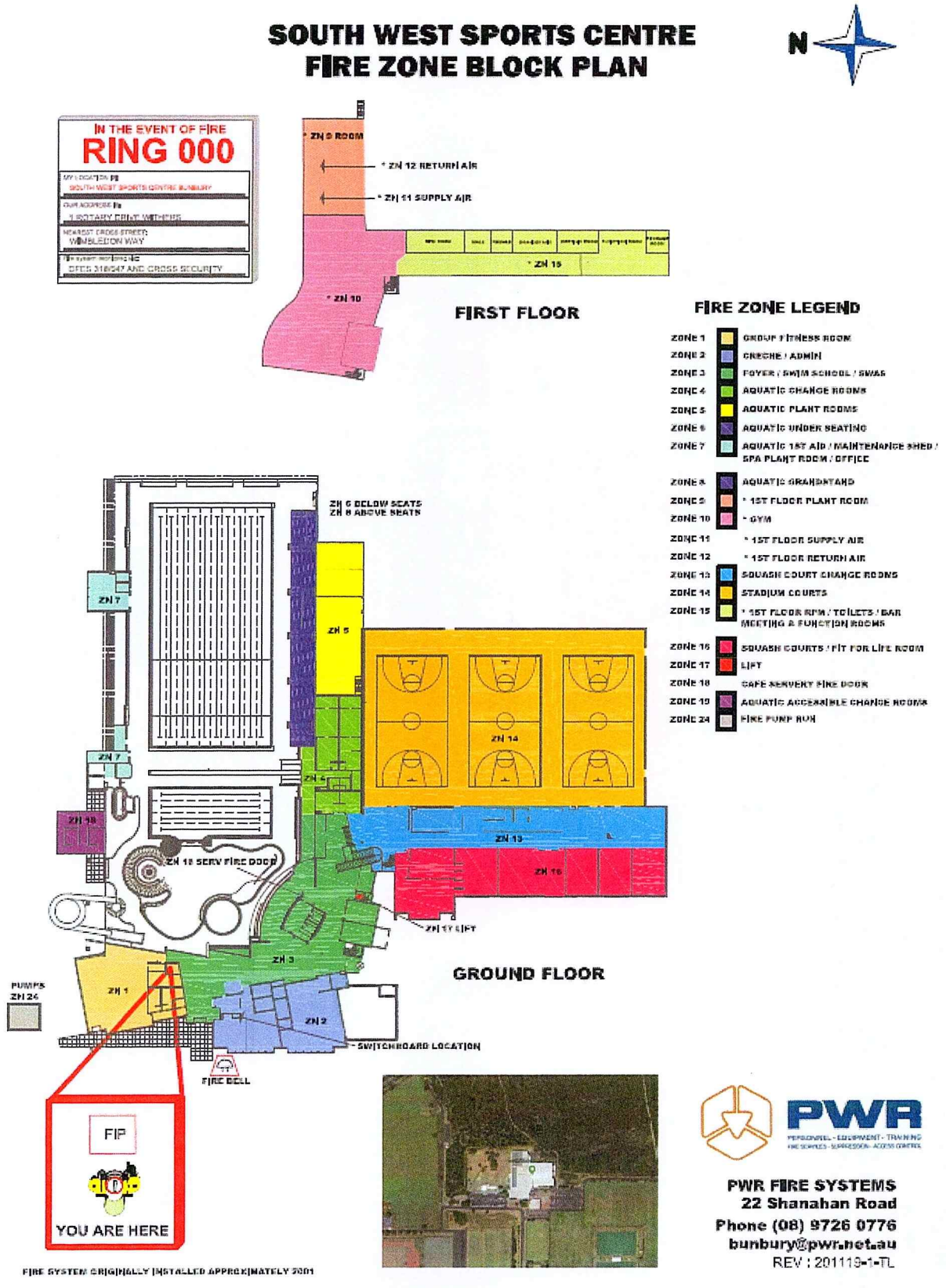

SOUTH WEST ITALIAN CLUB INC – TO USE AS A LOCAL WELFARE EVACUATION CENTRE – Note: Commercial Facility @ 13-19 White Street, East Bunbury (9791 2286)

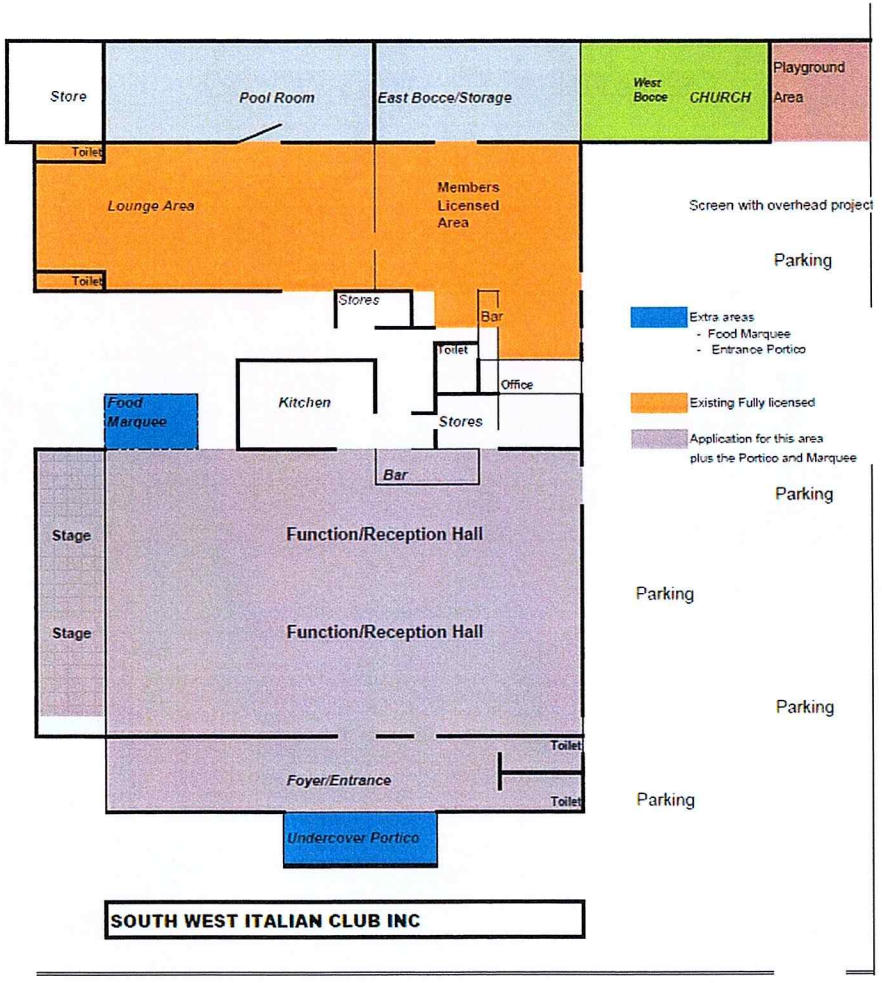

CAPEL

Primary Centres:

POPULATION OF SHIRE CAPEL – 17,123 (2016 census) total number of dwellings – 6,650

Premises and Address	Contact Details	Alarm	Emergency Lighting, Gas	Capacity	Showers	Toilets	Kitchen Facilities	Bedding	Disable Access	Parking	Pets	Hazards
BOYANUP	****SHIRE OWNED FACILITIES POPULATION – 1,264 (2011 census)**											
****Hugh Kirkpatrick Hall South Western Hwy Ph: Centre is In town 1st Preference**	Shire of Capel 9727 0222 Andriena Ciric - 0408 95 3535	No	Lighting – no Gas cylinders Back access via Bridge St	423m2 - 423 pax 409 chairs 28 trestles **COVID-19** **2m²: 200** **4m²: 100**	1 M 1 F	1 M 1 U 3 F 1DM 1DF	Gas stove, fridge, cutlery, crockery, utensils, Bain Marie **Large cool room**	No	Yes	Yes	Yes outside	**No Long Term Centre**
****Jack and Mary Kitchen Community Centre Thomas Street Ph: Fax: Adjoins school oval**	Shire of Capel 9727 0222 Andriena Ciric - 0408 95 3535	Yes	No Child Health Centre, library and toy library in this building Two separate entries with separate entry/ exit. Childcare activity centre fenced off.	112m2 – 112 pax 48 Chairs 8 trestles **MeetingRm-** 43 pax **COVID-19** **2m²: 20** **4m²: 10** **Playgroup** -69 pax **COVID-19** **2m²: 35** **4m²: 17**	No	3 M 2U 5 F 2 D + chns	Yes Electric stove, microwave, fridge, cutlery, crockery, utensils	No	Yes	Yes	Yes outside Fenced patio area	**No**
****Cardinals Football Club Thomas Street Ph: Fax:**	Shire of Capel 9727 0222 Andriena Ciric - 0408 95 3535	No		35 sleeping 140 seated 126 chairs 17 trestles	2	3 M 1U 0 F 0 D	Electric stove, microwave, 2 x fridges, 1 x freezer No crockery or cutlery, portable gas barbecue	No	No	Yes	Yes outside	**No**

Boyanup Bowling Club Charlotte Street Ph:	Gloria Clapp – 9781 2356											
CAPEL	**** SHIRE OWNED FACILITIES POPULATION OF CAPEL – 2,509 (2016 Census)**											
****Capel Community Centre / Library Forrest Road Ph: 9727 0290 Fax: 9727 0278 Internet Access in library adjoining Assembly Area in back car park** 1st Preference ***See floor plan at the end of this section***	Shire of Capel 9727 0222 Andriena Ciric - 0408 95 3535	Yes	Adjacent Library staff room with small kitchen 3 separate areas with 3 separate entry/ exit to main hall. 2 smaller mtng rooms are contained within the main hall; each has small sink and storage, small p/copy room	414m2 – 414pax 120 chairs 40 trestles **Hall 321m2** **COVID-19** **2m²: 160** **4m²: 80** **Zircon Rm –** 46m2 **COVID-19** **2m²: 20** **4m²: 10** **Titanium Rm** – 47m2 **COVID-19** **2m²: 20** **4m²: 10**	No	4 M 1 U 5 F 1DM 1DF	Large equipped kitchen, - gas stove/cylinders , m/wave, fridge, cutlery, crockery, utensils, Bain Marie	No	Yes and disable parking bays	Yes	Yes out-side	**No Long term centre in the middle of Capel townsite**
DALYELLUP **** SHIRE OWNED FACILTIES POPULATION – 8,998 (2016 Census) - Three roads in and out of Dalyellup 2010 – Norton Prom, Harewoods Rd south, Parade Rd north**												
****Dalyellup Community Centre Gosse Way Ph:** ***CPFS has an office in this building***	Shire of Capel 9727 0222 Andriena Ciric - 0408 95 3535	Yes	No Childcare activity centre – fenced off, 3 meeting rooms Two separate areas with	215m2 – 215pax 150 chairs 12 trestles **Main Hall** 170m2 **COVID-19** **2m²: 85** **4m²: 40** **MeetingRm**	1 D	2 M 1 U 3 F 2 D + chns	Electric stove, no microwave fridge, cutlery, crockery, utensils, portable gas barbecue	No	Yes	Yes	Yes out-side	**No**

			separate entry/ exit. Main hall has a partition that could into 2 separate areas (2 x 85m2 areas)	45m2 **COVID-19** **2m²: 20** **4m²: 10**								
GELORUP	**** SHIRE OWNED FACILITIES POPULATION – 2,181 approx (2011 Census)**											
****Gelorup Community Centre** **Hastie Road** **Ph:** **Fax:** **Child Health Centre & small library in this building, Skate park adjoining**	Shire of Capel 9727 0222 Andriena Ciric - 0408 95 3535 Margaret Smith -9795 7591	No	Lighting – no, Gas cylinder **Requires electricity for water from holding tanks**	220m2 – 150pax (limited toilets) 130 chairs 21 trestles **COVID-19** **2m²: 80** **4m²: 40** PA System, TV/Video, big screen	No but Yes in adjoining Bush Fire Br Bldng	1 M 1 U 2 F 1 D	2 kitchens - 1 x Gas stove, 1 x electric stove 2 x microwaves, 2 x fridges, cutlery, utensils, crockery, electric bbq on side patio-fenced	No	Yes	Yes	Yes outside	
PEPPERMINT GROVE BEACH	****SHIRE OWNED FACILTIES POPULATION - 385 approx (2011 Census)** **Note: ONE ROAD IN AND OUT FROM LUDLOW NORTH ROAD**											
****Peppermint Grove Beach Community Centre** **Hayfield Drive** **Ph:** **Fax:**	Shire of Capel 9727 0222 Andriena Ciric - 0408 95 3535 Lesley Jackes & Les Mitting - 9727 2226.	No	Lighting – no Gas cylinder Scheme water	113m2 – 113pax 106 chairs 18 trestles **COVID-19** **2m²: 55** **4m²: 25** Meeting Room, small office	1 M 1 F 1 D	1 M 1 U 2 F 1 D	Gas stove, fridge, cutlery, crockery, utensils, Bain Marie, portable gas barbecue	No	Yes	Yes	Yes outside	

Hayfield Park Hayfield Drive			Could be used to tether stock, pets, storage of boats, caravans, etc.									
STRATHAM - POPULATION – 710 (2011 Census) - Capel Golf Club, 11kms north of Capel, Bussell Highway, Ph: 9795 7033, Fax: 9795 5642 - Potential bushfire risk – ground fuel and trees around the course.												
ELGIN	**** SHIRE OWNED FACILITIES**		**POPULATION – 255 (Sparse Rural) (2011 Census)**									
****Elgin Community Hall Railway Road Ph: Fax: Large water tank outside but power needed to pump it**	Shire of Capel 9727 0222 Andriena Ciric - 0408 95 3535	No	Lighting – no Gas cylinder **This hall is not sealed and could be very cold in winter**	169m2 – 169pax 150 chairs 16 trestles **COVID-19 2m²: 85 4m²: 40** 2 x large gas heaters	No	1 M 1 F 0 D	1 larger kitchen - gas stove, microwave, 3 x fridges, cutlery, utensils, crockery 1 smaller kitchen	No	Yes – low ramp into hall – no Disable toilet	Yes	Yes out-side	**Requires electricity for water**
Note: **Elgin Hall is not suitable as an evacuation centre for emergency events and lacks facilities, but details have been retained for info and possible use for Recovery/One Stop Shops etc												

CAPEL COMMUNITY CENTRE – TO USE AS A LOCAL WELFARE EVACUATION CENTRE

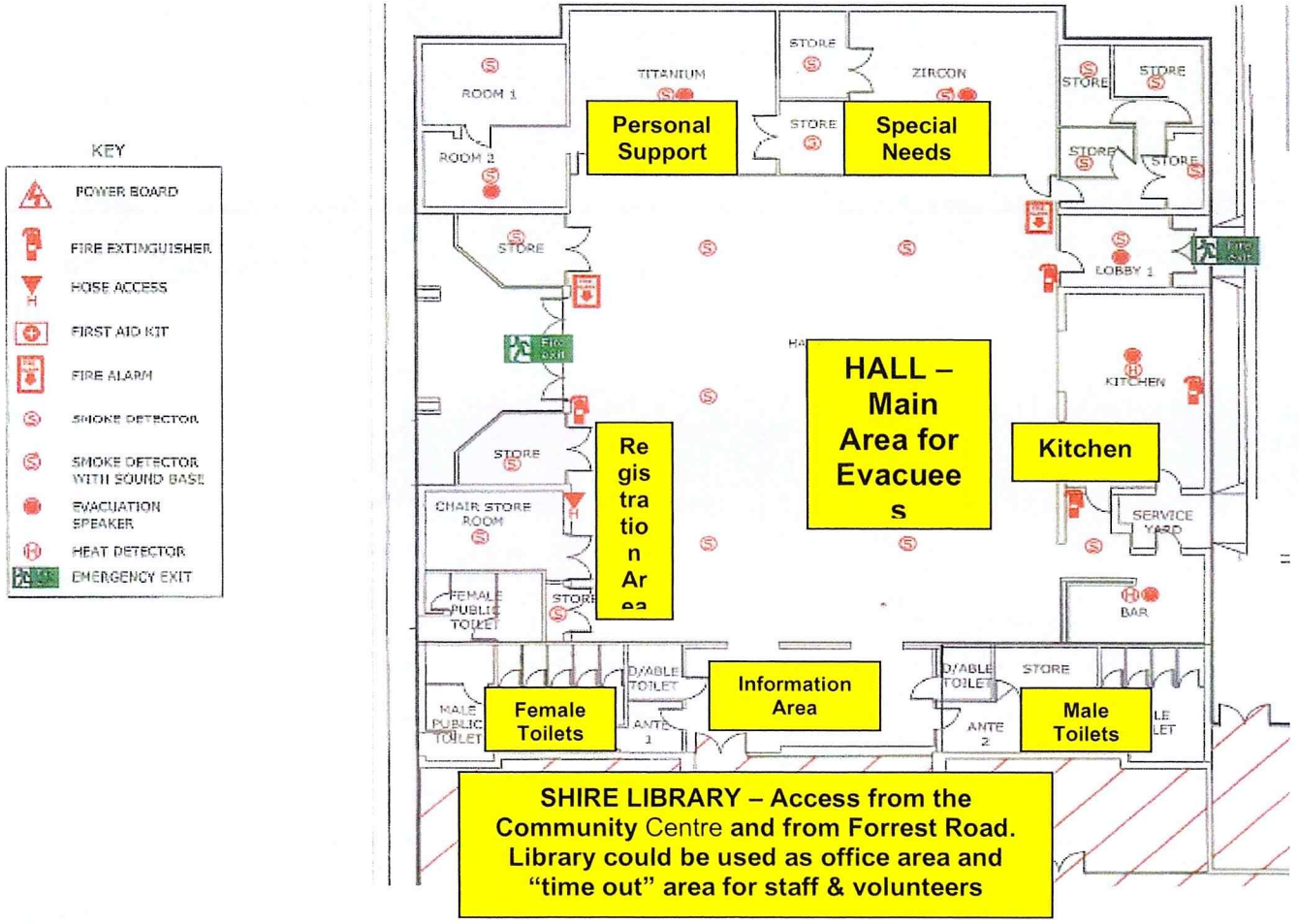

DARDANUP

Primary Centres:

Premises and Address	Contact Details	Alarm	Emergency Lighting Gas	Capacity	Showers	Toilets	Kitchen Facilities	Bedding	Disable Access	Parking	Pets	Hazards
EATON	** SHIRE OWNED FACILITIES Population – Shire 14,033 (2016 census)											
**Eaton Recreation Centre 18 Recreation Drive Ph: 9724 1400 Fax: 9724 1433 1st Preference *See floor plan at the end of this section*	Shire of Dardanup 9724 0000 Gary Thompson – Manager Recreation Centre 0421 354 676	Yes	No Three phase power Partially air-conditioning and heating 4 telephone lines Internal PA Meeting room x 2 or 1 large room; creche and board room.	Court area – 2200m2 Main stadium has 3 basketball courts; 4 retractable tiered seating grandstands for up to 604pax. **CoVid-19** **2m²: 1,100** **4m²: 550** Group fitness rm - 253m2 **CoVid-19** **2m²: 125** **4m²: 60**	4 M 4 F 2 D 12 uni-sex	2 M & 1 Urnl 4 F 2 D 6 uni-sex Crch- 1 adlt 1 chld	Yes - full commercial kitchen 2 kitchenettes – one in each of the Meeting Rooms	No - could use gym mats	Yes	Yes	Outside	**None**

Secondary Centres :

DARDANUP ** SHIRE OWNED FACILITIES												
**Dardanup Hall 3 Little Street (cnr Ferguson Road No phone, fax or computer ports *See floor plan at the end of this section*	Shire of Dardanup 9724 0000	No	No On main water supply Heating, ceiling fans, no air-conditioning L shaped building	Main Hall – 266m2 100 chairs 50+ trestle tables **CoVid-19** **2m²: 130** **4m²: 65** Lessor Hall – 134m2 **CoVid-19** **2m²: 65** **4m²: 30**	No Toilets inside & out, facilities available at the adjacent Shire Admin	3 M 4 U 5 F 2 D	Gas & electric stoves & ovens small fridge, urn m/wave, utensils crockery	No	Yes	Yes 100 appx + oval	Outside	**None** **Hall is next door to Bush Fire Services- need to keep clear if in use**
**Dardanup Sporting & Community	Shire of Dardanup 9724 0000			50-60 – small club room with open kitchen & outside canteen, tables, chairs,	Yes	1M 1 U 2 F	Open kitchen – 2 fridges, urn Outside canteen	No	One step to enter No	Yes – on oval	Outside	

Clubs Recreation Rd Off Ferguson Rd Phone:				noticeboard		0 D	– Small back room – 2 fridges, sink		Disable toilets			
Equestrian Centre Garvey Road Dardanup West Ph:	Mick Della President 0419 008 856 Catherine Hanely Vice President 0427 250 721 Jennifer Coffey Booking Off 0407 101 325 Jacky Ynema Treasurer 0408 263 168 Kent Johnston 0418 932 849 Cathy Miller Secretary 0419 925 653			50-60 – small clubroom with ample parking	No	M F D	Commercial kitchen	No		Yes – plenty	Out-side, agistment for horses, dogs	
BUREKUP	**SHIRE OWNED FACILITIES**											
Burekup Hall Lot 4 Russell Rd, cnr Gardiner St Ph: ***See floor plan at the end of this section***	Cassie & Daniel Fry - 9726 3836/ 0429 032 644 Burekup Country Club 0480 153 669 Burekup Store - 9726 3102 Dardanup Shire – 9724 0000	No	No On main water supply	100-Main Hall with stage, Lesser Hall with bar, carpeted area, tables, chairs	No	2 M 3 F 1 D	Yes -2 fridges, gas & electric stoves, pie warmer, 130 x cutlery, crockery	No	Yes	Yes	Out-side only	**None**

Note: **Dardanup Hall, Dardanup Sporting & Community Clubs, Equestrian Centre and Burekup Hall are not suitable as evacuation centres for emergency events and lack facilities, but details have been retained for info and possible use for Recovery/One Stop Shops etc

Eaton Scout Camp Leake Street Ph: 9725 1404	Camp Warden - Noel Ward 9725 1404 0439 097 277 Deputy- Dorothy Fisher 9796 0978 0410 016 167 Site Coordinator 95251210	**No**	No	200 in hall plus 3 x dormitories	Yes 4 M 5 F Disabled in dorm	6 M 2 F	Yes – full commercial type kitchen in separate dining room building	Yes – 100 beds in 3 dorms	Yes	Limit-ed*	Out-Side	***Limited parking – only 8 parking bays and then street parking**
****Ferguson Hall 682 Ferguson Rd – pprox. 5 kms from Dardanup**	Robyn Jones 0468 576 950 – bookings and key for hall		2 x 1800 litre water tanks	Spacious hall with stage at one end – capacity for pprox. 100 people	No	1 M/ Urnl 7 F 1 D-out-side	Spacious kitchen with a servery to the hall	No	Yes – internl & external access to toilet	Yes	Out-side	
Note: **Ferguson Hall is not suitable as evacuation centres for emergency events and lacks facilities, but details have been retained for info and possible use for Recovery/One Stop Shops etc												

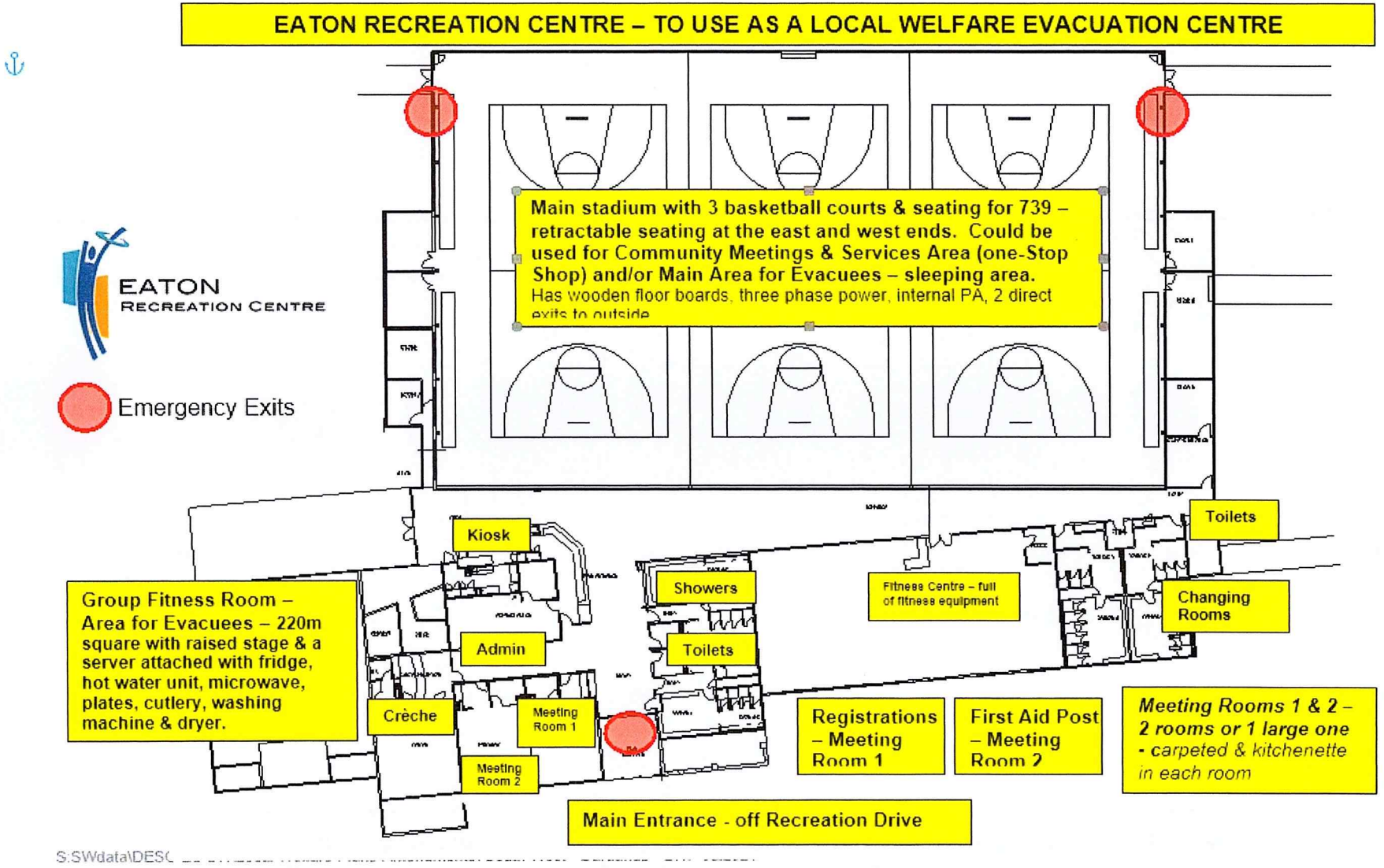
EATON RECREATION CENTRE – TO USE AS A LOCAL WELFARE EVACUATION CENTRE
EATON
RECREATION CENTRE
Emergency Exits
Main stadium with 3 basketball courts & seating for 739 – retractable seating at the east and west ends. Could be used for Community Meetings & Services Area (one-Stop Shop) and/or Main Area for Evacuees – sleeping area.
Has wooden floor boards, three phase power, internal PA, 2 direct exits to outside
Kiosk
Group Fitness Room – Area for Evacuees – 220m square with raised stage & a server attached with fridge, hot water unit, microwave, plates, cutlery, washing machine & dryer.
Admin
Crèche
Meeting Room 1
Meeting Room 2
Showers
Toilets
Fitness Centre – full of fitness equipment
Toilets
Changing Rooms
Registrations – Meeting Room 1
First Aid Post – Meeting Room 2
Meeting Rooms 1 & 2 – 2 rooms or 1 large one - carpeted & kitchenette in each room
Main Entrance - off Recreation Drive

DARDANUP HALL – TO USE AS A LOCAL WELFARE EVACUATION CENTRE

FLOOR PLAN- DARDANUP HALL – *Peter Rabbit Indoor Cinema*

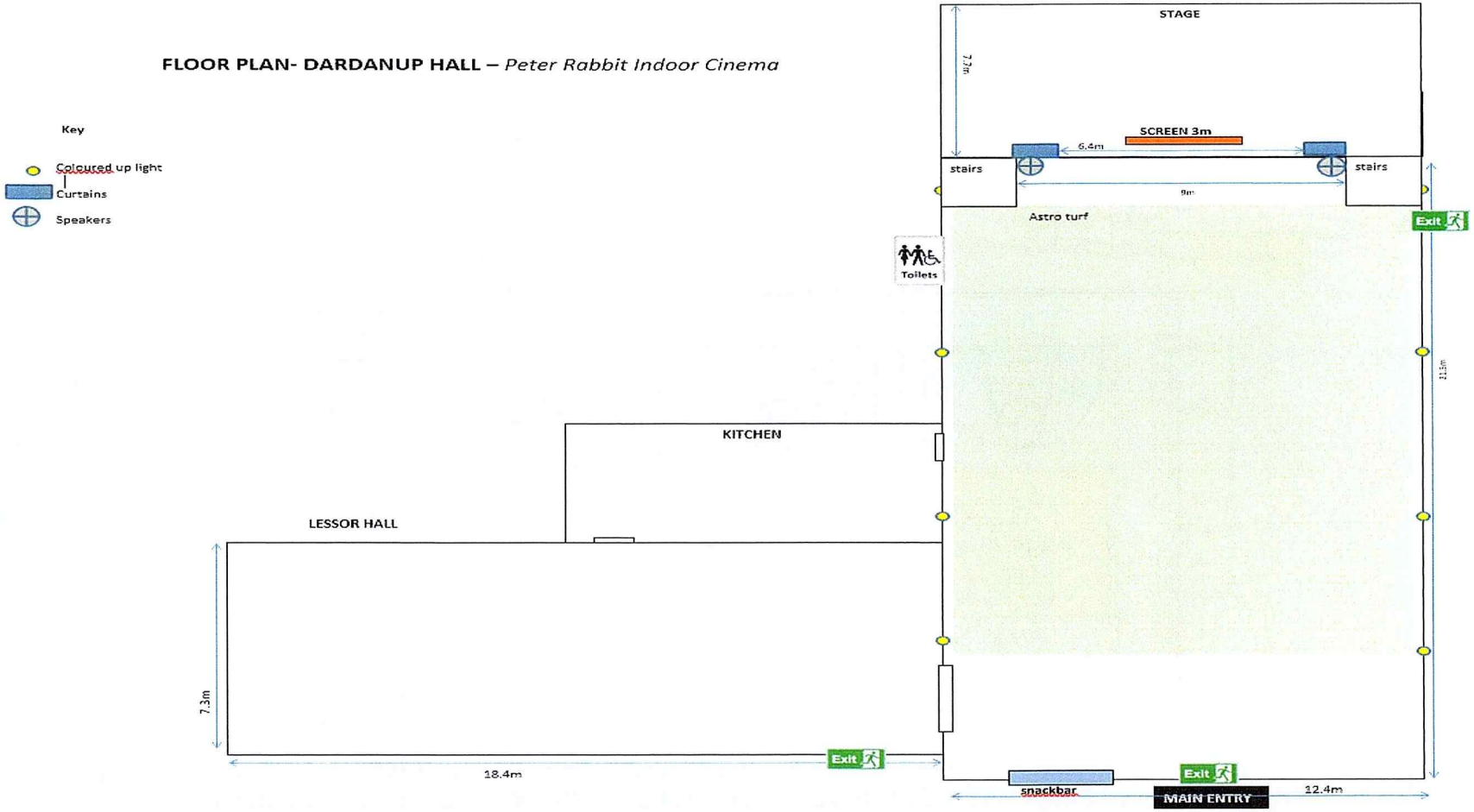

BUREKUP HALL – TO USE AS A LOCAL WELFARE EVACUATION CENTRE

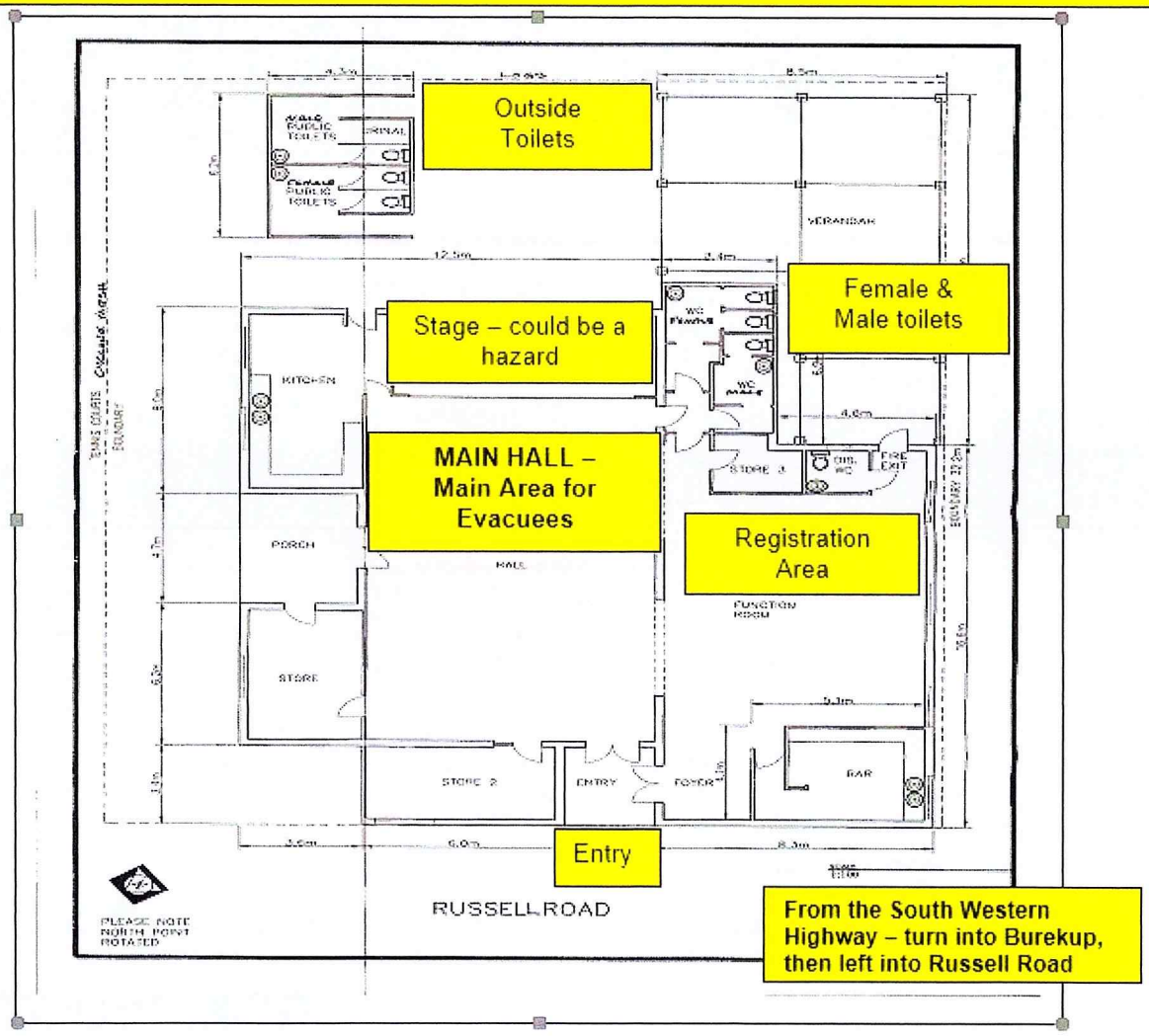

DONNYBROOK-BALINGUP

Primary Centre:

DONNYBROOK ** DENOTES SHIRE OWNED FACILITIES POPULATION – Shire = 5870; Town of Donnybrook – 2824; Town of Balingup = 544												
Premises and Address	Contact Details	Alarm	Emergency Lighting Gas	Capacity	Showers	Toil-ets	Kitchen Facilities	Bedding	Disabled Access	Parking	Pets	**Hazards**
****Donnybrook Recreation Centre Lot 549 Steere St Ph: 9731 1822 Fax: 9731 1293 PO Box 94 Donnybrook 6239**	Mgr – Simon Peppler Asst Mgr – Karis Aplin **Shire has keys (G1 – G9) 9780 4200** donnybrookrec@westnet.com.au	YES	Lighting –All electric power – no gas supplies **Wired for generator use**	Max capacity 640pax Basketball stadium – 2 courts; function room; mezzanine & separate swimming pool **CoVid-19 Court 1&2- 320pax 2m2 – 160 pax 4m2 – 80 pax sleeping Function room – 60 pax 2m2 – 30 pax 4m2 – 15 pax sleeping**	YES 3 M 2 F showers & change rooms	YES 2 M 1 U 4 F 1 disa bled	Full facilities 1 electric stove 8 fridges	12 x GYM MATS	YES	YES	LIMIT ED	**No hazards – 1st Pref/ Primary evac centre – long term**
Secondary Centres:												
****Soldiers Memorial Hall (attached to Shire Office) 1 Bentley Street (cnr Collins St)**	Ben Rose 0400 786 355 Shire Office 9780 4200 **Shire has keys (A1 – B12)**	NO	Lighting – not wired for generators Gas – cylinders	Max capacity 300pax Main & Lesser Hall **CoVid-19 Main Hall – 200 pax 2m2 – 100 pax 4m2 – 50 pax sleeping Lesser Hall – 100 pax 2m2 – 59 pax 4mx – 25 pax sleeping**	NO (1 shower in Shire Office)	YES 2 M 3 F Out back of hall	Large Full facilities 9 stoves 10 fridges	NO	YES	YES	NO	**Stage potential hazard, can block off – Ideal short term**
Donnybrook Football Club Marmion Street Ph: 9731 1219	Peter Hearman – President 0428 311 366 Emily Fernley – Secretary 0408 899 320 **Shire has keys (I1 – I8)**	YES	Lighting – not wired for generators Gas- -NO	Max capacity 168pax Bar area and Training room **CoVid-19 Bar Area – 120 2m2 – 60 pax 4m2 – 30 pax sleeping Training room – 68 pax 2m2 – 34 pax 4ms – 17 pax sleeping**	YES 4	YES (for up to 150 pers ons)	Small 1 fridge 1 stove	NO	YES	YES	OUTS IDE	**No hazards – small – long term, tent space on oval**

Note: Donnybrook Football Club to be demolished and rebuilt starting February 2023, TBC.												
Country Club SW Highway **Ph: 9731 1268** **Fax: 9731 0463**	Jan Kirkpatrick – Secretary 9731 0551 Stephen Mumme – Pres 9731 1268	YES	Lighting-Gas-cylinders	Max capacity – 140 pax Bar area **CoVid-19 – 140 pax** **2m2 – 70 pax** **4m2 – 35 pax**	YES 8	YES 11 F 3 M	Large Full Facilities	NO	YES	YES	OUTSIDE	**No hazards - good long term**
Primary Centre:												
BALINGUP ** DENOTES SHIRE OWNED FACILITIES Population – 443												
****Balingup & Districts Recreation Centre 21569 South Western Highway**	Kevin Haigh – President – 0409 092 236 Yvette Buxton – Secretary 9764 1872 **Shire has keys (J11 – J12)**	YES	Lighting – Gas – cylinders **Wired for generator use**	Max capacity 220 pax Stadium and Function Room **CoVid-19** **Stadium – 120 pax** **2m2 – 60 pax** **4m2 – 30 pax** **Function room – 100** **2m2 – 50 pax** **4md – 25 pax**	YES 11 M 10 F Electric hot water system	YES 12 M 1 U 13 F 2 D	Full facilities 1 Stove-gas 1 fridge	GYM MATS	YES	YES	LIMITED OUTSIDE	**May be flood susceptible. 1st Pref/ Primary evac centre – long term**
KIRUP ** DENOTES SHIRE OWNED FACILITIES Population – 322 MOBILE PHONE COVERAGE IS SPORADIC												
****Kirup Hall Lot 57 SW Highway (Cnr Station Rd)**	Leanne Wringe – 0428 316 317 **Shire has Key (K9)**	NO	Lighting-Gas- 2 cylinders **Wired for generator use**	Max capacity 220 pax 1 x large hall & 1 x small hall	NO	YES 14 F 1M	YES Full Facilities 15 gas stoves Tables & chairs	NO	YES	YES	NO	**May be fire susceptible.**
NOGGERUP ** DENOTES SHIRE OWNED FACILITIES Population – 404 NO MOBILE PHONE COVERAGE												
****Noggerup Hall Donnybrook/Boyup Brook Road**	Richard Fry 9732 2115 Jodie Bennett – Secretary 0429 330 660 **Shire has key (L15)**	NO	Lighting – Gas – cylinders **Wired for generator use.**	Max capacity 160 pax 1 Main hall	NO	YES 1	YES 1 Stove GAS	NO	NO	YES	NO	**Very fire susceptible.**
Note: Kirup Hall and Noggerup Hall not suitable as evacuation centres for Bushfire events and lack of shower facilities, but details retained for info re Recovery/One Stop Shops etc (refer LEMC meeting of 28May2019)												

HARVEY

Primary Centres:

Premises and Address	Contact Details	Alarm	Emergency Lighting Gas	Capacity	Showers	Toi-lets	Kitchen Facilities	Beddin g	Disable Access	Parking	Pets	Hazards
Australind	** SHIRE OWNED FACILITIES			POPULATION – 14,539 (2016 census)								
****Leschenault Leisure Centre Lot 42 Leisure Drive Australind Ph: 9797 4000** 1st Preference ***See floor plan at end of this section***	Richard Duke, Manager – 0419 837 108, Warwick Done, Sports and Fitness Manager – 0429 680 209 Trent Smith, Aquatics Manager – 0419 439 964	Yes	No Have retractable bollards; court netting to divide main courts; 7 x room divider/notice boards and trestle tables.	Max capacity 1200 pax 40 trestles **CoVid-19** **2m2 – 600 standing** **4m2 – 300 sleeping** **Per Building Licence and toilets**	Yes	9 M 9 F 4D	Large function room kitchen; Centre Café; Commercial kitchen and cool room	Limited number of gym mats	Yes	Yes	No	
Binningup				POPULATION – 1227 (2016 census)								
Brunswick Junction				POPULATION – 797 (2016 census)								
****Brunswick Comm Recreation Centre Ridley St Brunswick Ph: Fax:**	Shire Office 9729 0300 Haydn Jones 0417 931 283	No	No	Max capacity 609 sitting/ standing **CoVid-19** 1m2 – 2m2 -	Yes	16 M 17 D 8 F 2 D	Stove x 1		Yes	Yes	No	Note: Brunswick Rec Centre and Pavilion appear to be one building but booked separately
****Tom Pearson Pavilion In the Brunswick Showgrounds Brunswick Agricultural Society Ph: 9726 1244 Fax: 9796 0468**	Brunswick Ag Society – phone Secretary 9796 0468	No	No	Max capacity 1000 sitting/ standing **CoVid-19** 1m2 – 2m2 -	Can access Brunswick Rec Centre building	1 M 1 D 1 F 1 D			Yes	Yes	No	Note: 1. See Brunswick Rec Centre 2. Football Club next door with good kitchen and facilities
Brunswick Town Hall Cnr Ommaney Rd (South West Hwy) & Ridley St Brunswick	Shire Office 9729 0300 Haydn Jones 0417 931 283	No	No	**CoVid-19** 1m2 – 2m2 -		1 x unisex Additional – 3f 2m 4 urinals	Good				No	Oct18 – Adv newly refurbished

Harvey				POPULATION – 2,750 (2016 census)								
**Harvey Recreation & Cultural Centre, Tom Latch Drive, Harvey Ph: 9729 3311 1st preference *See floor plan at end of this section* *Function room set aside for Hocart Lodge residents – see floor plan	David Marshall Centre Manager 0417 291 996 Connie Baggetta – 0408 291 690 Paula Vaughan 0432 283 908 Centre is often open until 10pm Mon-Fri Has Wi-Fi	Yes	No back-up power. Emergency lightning Gas – hot water, stoves	Max capacity 800pax 3 basketball courts, 2 squash courts, 2 childcare rooms Boundary facility Function room set aside for Hocart Lodge residents – see floor plan CoVid-19 1m2 – 400 2m2 – 200	3 M 3 F 1D Boundary– 4 uni sex (change rooms) 1 D	3 M 5 F 1 D 1adult 2 child size in c/care Boundary- 3M + 1 D 3F + 1 D 1 D	Commercial kitchen; smaller kitchen & cool room. Crockery for 300 – can cater for 300 sitting at tables	Up to 150 gym mats Boundary – small kitchen can cater for 60 seated.	Yes	Yes	No	Good short or long term facility
**Harvey Town Hall Uduc Road Ph: Back up facility	Shire Office – Ph: 9729 0300 Haydn Jones 0417 931 283	No	No	Max capacity 372 pax Main Hall, Lesser Hall, Stage, tables and chairs CoVid-19 1m2 – 2m2 –		1 M 5 F	Yes – stove – Gas Fridge, cutlery, crockery, utensils		Yes	Yes	No	

LESCHENAULT LEISURE CENTRE AUSTRALIND – TO USE AS A LOCAL WELFARE EVACUATION CENTRE

SHIRE OF HARVEY
A Breath of Fresh Air

Evacuation Diagram

Leschenault Leisure Centre
Lot 42 Leisure Drive, Australind

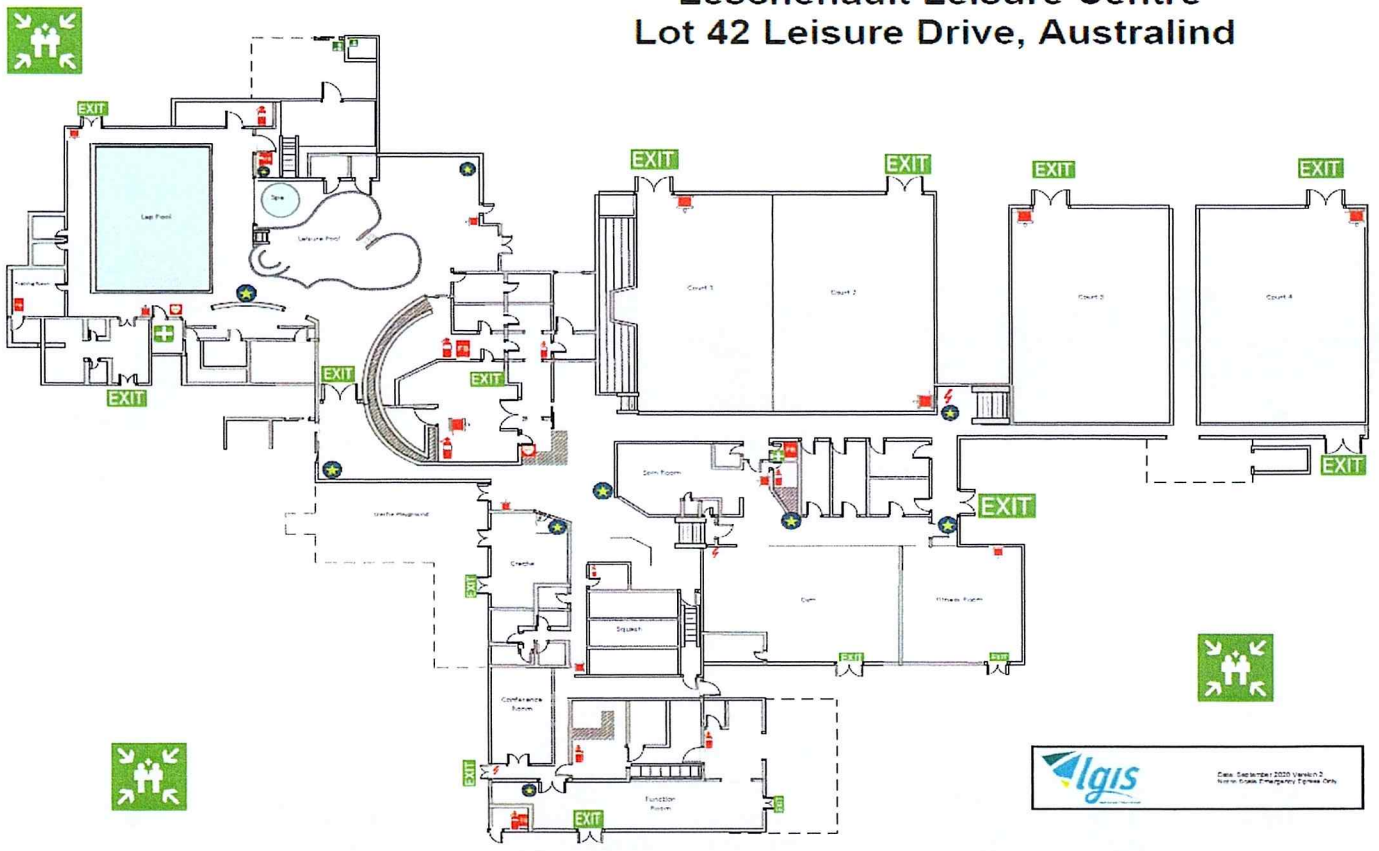
EXIT
EXIT
EXIT

HARVEY RECREATION AND CULTURAL CENTRE – TO USE AS A LOCAL WELFARE EVACUATION CENTRE

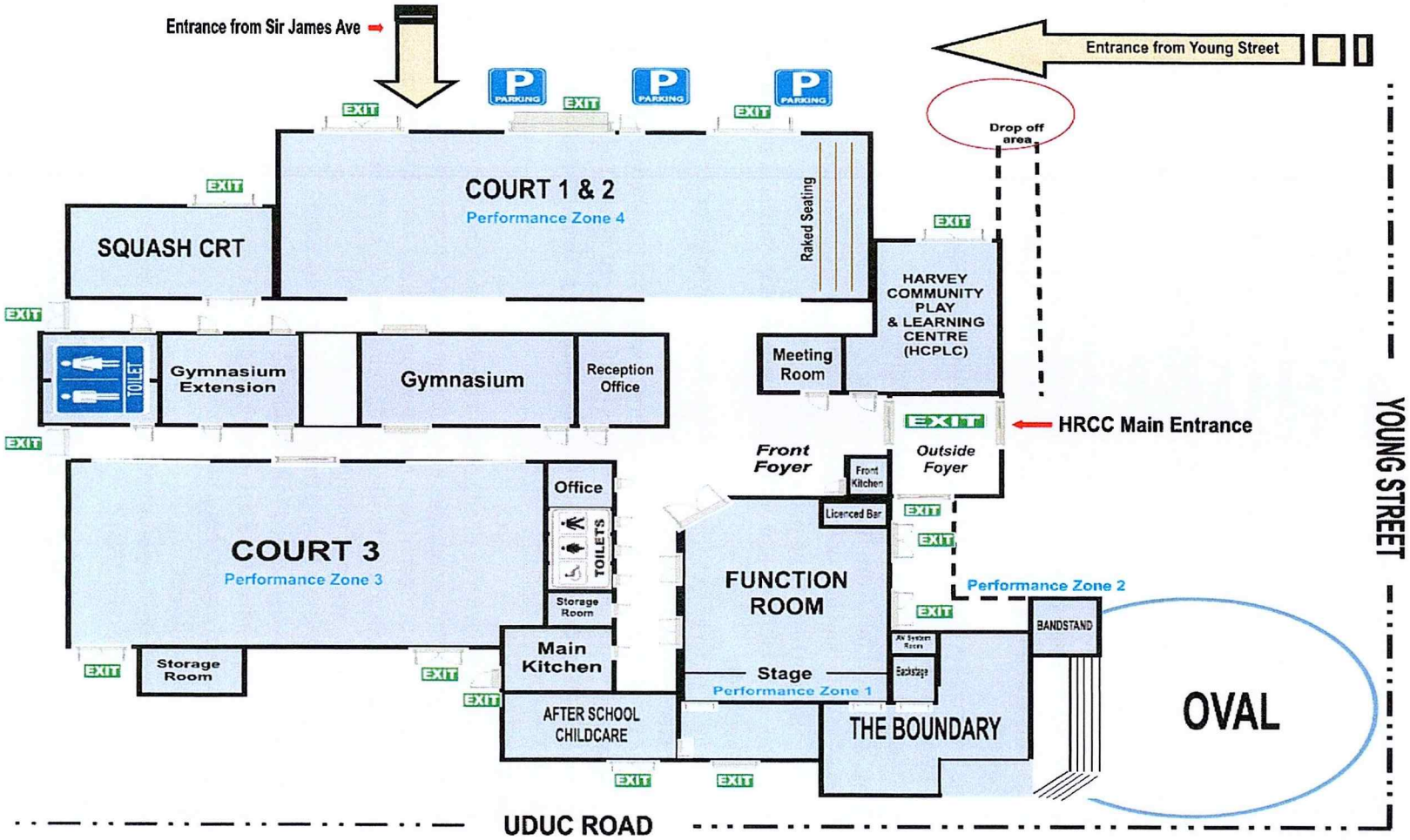

Notes:

1. If Hocart Lodge residents are evacuated, they are accommodated in the Function Room.
2. Depending on the number of evacuees, the evacuees area and community meeting area can be swapped over, i.e. courts 1&2 and 3.
3. South of the centre is the Harvey Show Grounds which has animal stalls.

WELFARE CENTRE SAFETY INSPECTION

Facility Name & Address

Name:		Address:	

In the event that this facility is required for use as welfare centre, this checklist (often completed in conjunction with the facility condition report) must be completed jointly between Department of Communities (DC or Communities) and the facility site representative directly prior to Communities taking control of the facility and again prior to handing the facility back. Identified hazards should be reported, removed/barricaded or handled/resolved as soon as possible.

Areas to check at a minimum	
1. Facility access • How many entrances/exits to the centre are there? • Are any entrances/exits a hazard for children/people with special needs? • Do any entrances/exits need to be blocked off or better sign posted? Are any of them fire exits? • Is the car park able to be accessed? Is suitable access for people with disabilities available e.g. ramps/rails etc. • Stage/side halls – are these safe for children?	☐
2. Slips, trips and fall from height hazards • Floors, stairs and ramps - are these free from obstructions that may cause a person to trip or fall – do any need to be barricaded? • Drains, plumbing and wet areas – are these leaking causing a slip hazard – check under sinks, dishwasher. • Are floor surfaces free from uneven surfaces/potholes/other hazards? • Are stair/steps barricaded from children? • Are heavy/frequently used items stored away from top shelves and/or steps/safety ladders available if needing to reach heights (to be secured away at all other times)?	☐
3. Drowning hazards - Is there a drowning hazard e.g. swimming pool/spa etc? If so have these been barricaded?	☐
4. Electrical hazards • Is the switchboard free of any obstructions and switchboard components are clearly marked? • Are plugs, sockets, extension leads, power boards and/or electrical installations in good condition and protected (e.g. covered from damage and not overloaded)? • Are flexible cords and extension cords being used in a safe manner (e.g. not lying across walkways and no use of multiple extension cords) • Heaters – are these a hazard that needs to be barricaded? • Kitchen – is this barricaded from children? • Urns/Kettles – have these been barricaded from children? • Other electrical equipment / hazards?	☐
5. Hazardous substances • Are all potentially dangerous hazardous substances e.g. and chemicals including cleaning products etc locked away?	☐
6. Other • Please include an outline of other areas checked for hazards/risks.	☐

Please include details of all identified hazards / risks on the following page.

Identified hazard / risk	Resolved/ Barricaded?
1.	Yes ☐ No ☐
2.	Yes ☐ No ☐
3.	Yes ☐ No ☐
4.	Yes ☐ No ☐
5.	Yes ☐ No ☐
6.	Yes ☐ No ☐
7.	Yes ☐ No ☐
8.	Yes ☐ No ☐
9.	Yes ☐ No ☐
10.	Yes ☐ No ☐

** Please use a separate sheet if more hazards are required to be reported.

Safety Inspection completed by: **Date:** _____

NAME	POSITION / ORGANISATION	PHONE	SIGNATURE
	Local Government		
	Department of Communities		

WELFARE CENTRE CONDITION REPORT

Facility Name & Address

Name:		Address:	

In the event that this facility is required for use as welfare centre, this report (often in conjunction with the facility safety inspection) must be completed jointly between Department of Communities (DC or Communities) and the facility site representative directly prior to Communities taking control of the facility and again prior to handing the facility back.

Identified damage or excessive wear and tear to the facility or equipment must be recorded. It is highly recommended that photos and/or video of the full facility (or at a minimum the parts of the facility that may be used) are taken so that the facility condition is accurately recorded. Photos/video often assists in confirming at a later date existing facility/equipment damage (that may have been missed in a visual inspection).

Identified damage or wear and tear	Photo/video taken?	Safety Issue?
1.	Yes ☐ No ☐	Yes ☐ No ☐
2.	Yes ☐ No ☐	Yes ☐ No ☐
3.	Yes ☐ No ☐	Yes ☐ No ☐
4.	Yes ☐ No ☐	Yes ☐ No ☐
5.	Yes ☐ No ☐	Yes ☐ No ☐
6.	Yes ☐ No ☐	Yes ☐ No ☐
7.	Yes ☐ No ☐	Yes ☐ No ☐
8.	Yes ☐ No ☐	Yes ☐ No ☐

** Please use a separate sheet if more damage / wear and tear is required to be reported.

Condition report completed by: **Date:**

_____ _____

NAME	POSITION / ORGANISATION	PHONE	SIGNATURE
	Local Government		
	Department of Communities		

WELFARE CENTRE HANDOVER REPORT

Facility Name & Address

Report Date/Time: _____

Name:		Address:	

Facility Coordinators

Local Government Welfare Coordinator:	
DC Local Welfare Coordinator:	

Facility Handover Info

In the event that this facility is required for use as welfare centre, this handover / hand back report seeks to collate information useful to the party taking over/back 'control' of the facility. It should be completed jointly between Department of Communities and the facility site representative (or for local emergencies the Local Government representative). The information provided streamlines the process of handing over management of the centre, particularly in regards to knowing the current issues, staffing, agencies and evacuees utilising the centre

Areas to consider as a minimum	
1. Has a Safety Inspection and Condition Report been completed? Are there any concerns _____ _____ _____	☐
2. How many Evacuees have been registered? Where are the Registration Forms? Have they been faxed? _____ _____ _____	☐
3. Has hospitality been provided? Have any Meals been organised for the Evacuees? Have any meals or food has already been served? _____ _____ _____	☐
4. Have you assigned any Liaison Officers to work in the centre? How Long? Have you arranged any rosters for on-going support? _____ _____ _____	☐

5. Are other community members/groups going to be utilising the centre whilst it is open as a Welfare Evacuation Centre and will disturb its current purpose? Has the community been made aware of this centre being used as a Welfare Evacuation Centre? Have alternative plans been made for activities? ☐

6. Are there any other concerns or issues that have arisen since the opening of the centre or any that you foresee being an issue whilst the centre is open as a Welfare Evacuation Centre? ☐

7. Other Notes? ☐

** Please use another Form to hand the Facility back from the Department of Communities to the Local Government

Handover report completed/acknowledged by:

_____ **Date:** _____

NAME	POSITION / ORGANISATION	PHONE	SIGNATURE
	Local Government		
	Department of Communities		

Appendix 5B – Alternative Temporary Accommodation Services

In the event of an evacuation, people may make their own accommodation arrangements eg stay with family or friends locally (if this is safe) or in another town.

If a small number of people were required to evacuate, or there is extenuating circumstances for some individuals and families, Communities Emergency Services would explore alternative arrangements, depending upon the situation at the time. This may include a range of options such as commercial facilities. **Note: accommodation providers requiring payment need to have ABNs** – providers cannot receive payment without one.

Contact the Emergency Services On Call Duty Officer to seek approval for use of commercial accommodation – 0418 943 835.

In a larger emergency Communities Emergency Services may need assistance in organising accommodation for evacuees and ADRA can assist with this in designated areas. If additional help is required please contact the **Emergency Services On Call Duty Officer – 0418 943 835** and the Officer will activate ADRA if appropriate.

CITY OF BUNBURY			
NAME	**Address**	**Contact**	**After Hours Contact**
Bunbury Apartment Motel	45 Forrest Ave, Bunbury	9721 7333 / 1800 017 333	9721 7333 / 1800 017 333
Quality Hotel Lighthouse Beach Resort	4 Carey St, Bunbury	9781 2700/ 1800 216 226	9781 2700 / 1800 216 226 - Suni
Quest Bunbury	14 Lyons Cove Dr, Bunbury	9722 0777	9722 0777 - Ryan
Lord Forrest Hotel Bunbury Best Western Plus	20 Symmons St, Bunbury	9726 5777	
Admiral Motel Bunbury	56 Spencer St, Bunbury	9721 7322	
Bunbury Hotel Koombana Bay	1 Holman St, Bunbury	9721 0100	
Mercure Sanctuary Golf Resort	105 Old Coast Rd, Eaton	9725 2777	
Rose Hotel	27 Wellington St, Bunbury	9721 4533	
Bunbury Apartment Hotel	45 Forrest Ave, Bunbury	9721 7333 1800 017 333	
Parade Hotel	1 Austral Parade, East Bunbury	9791 7376	
Waterloo Village Caravan Park	14749 South Western Hwy, Bunbury	9725 4434	9725 4434 - Greg
Wellington Forest Cottages & Conference Centre	333 Wellington Forest Rd, Wellington Mills	9721 3043	0428 088 530 - Wendy

SHIRE OF CAPEL			
Name	**Address**	**Contact**	**After Hours Contact**

Capel Tavern	96 Capel Drive, Capel	9727 2036	N/A
Tren Creek Chalets	2234 Bussell Hwy, Capel	9727 1279	N/A
Bull & Bush Tavern	104 Bridge St, Boyanup	9731 5911	0437 688 968 - Erin
Bonking Frog Wines/Windfall Wine Estate Vineyard Cottage	7 Dardanup West Rd, North Boyanup	0408 930 332	0408 930 332 - Julie Hatton
Peppermint Tree Lodge (Horizons, Sandunes & Retreat)	1 Sand Dune Drive, Peppermint Grove Beach	info@peppermintreelodge.com.au	0417 923 269 - Grant & Shelly McPherson

SHIRE OF DARDANUP			
Name	**Address S**	**Contact**	**After Hours Contact**
Riverside Cabins, Caravans & Camping	5 Pratt Rd, Eaton	9725 1234	
Bunbury Apartment Motel	45 Forrest Ave, Bunbury	9721 7333 / 1800 017 333	9721 7333 / 1800 017 333
Bunbury Glade Caravan Park	65 Timperley Rd, South Bunbury	9721 3800 /1800 113 800	9721 3800 /1800 113 800
Bunbury Village Caravan Park	Cnr Bussell Hwy & Washington Ave, Withers	9757 7100 / 1800 007 100	9757 7100 / 1800 007 100
Admiral Motel Bunbury	56 Spencer St, Bunbury	9721 7322 / 1800 677 720	9721 7322 / 1800 677 720
Evedon Lakeside Retreat	205 Lennard Rd, Burekup	9726 3012	
Wellington Forest Cottages & Conference Centre	333 Wellington Forest Rd, Wellington Mill	9728 3043	
Ferguson Farmstay	930 Henty Rd, Ferguson	9728 1392	

SHIRE OF DONNYBROOK-BALINGUP			
Name	**Address**	**Contact**	**After Hours Contact**

Donnybrook Motel	28 South West Hwy, Donnybrook	9731 1499	
Blackwood Valley Suites	21066 South Western Hwy, Balingup	9711 1001	0408 238 732 - Brendan
Brookvale House Balingup	2 Airstrip Rd, Balingup	9764 1520	9764 1520 - Gary
Balingup Heights Hilltop Forest Cottages	65 Balingup-Nannup Rd, Balingup	9764 1283	9764 1283 - Deb/Brian
Balinga Cottages	Lot 12, SW Highway, Balingup	0498 728 798	0498 728 798 until 8:30pm - Lila/Chris
Lewana Valley Cottages	1435 Balingup-Nannup Rd, Nannup	9764 1016	9764 1916 - Mark
Balingup Jalbrook Cottages	127 Jayes Rd, Balingup	9764 1616	9764 1616 until 9pm - Lynn

SHIRE OF HARVEY			
Name	**Address**	**Contact**	**After Hours Contact**
Harvey Hotel	16 Harper St, Harvey	9729 1034	
Australind Tourist Park	65 Old Coast Rd, Australind	9725 1206	
Amana Inn Country Motel	9 Uduc Rd, Harvey	9729 1408	Limited opening hours
Binningup Beach Caravan Park	31 Portland Dr, Binningup	9720 1057	
Myalup Beach Caravan Park	Myalup Beach Rd, Myalup 6220	9720 1113	9720 1113 (transferred to mobile after hours)

Appendix 6 – Welfare function of Registration and Reunification

- This functional area enables individuals within an emergency affected community to be traced, families reunited and inquiries about individuals coordinated, intrastate, interstate or internationally.
- To facilitate the accounting of persons affected by such incidents, Communities may use the registration and reunification Register.Find.Reunite. system or other options as appropriate. The Register.Find.Reunite. system has been developed at the State and national level. In Western Australia this system is activated by Communities and managed by the Australian Red Cross on behalf of Communities.
- The system provides for the registration and reunification of affected persons using standardised forms. Stocks of these forms are held by Communities offices, the Australian Red Cross State Inquiry Centre and its local teams and some LGs to be readily available for immediate use at welfare centres.
- In addition, impacted individuals may choose to register themselves online using the Register.Find.Reunite. system once it has been activated.

See over for Communities Standard Operating Procedures for the welfare function of Registration and Reunification.

Communities Standard Operating Procedures for the welfare function of Registration and Reunification

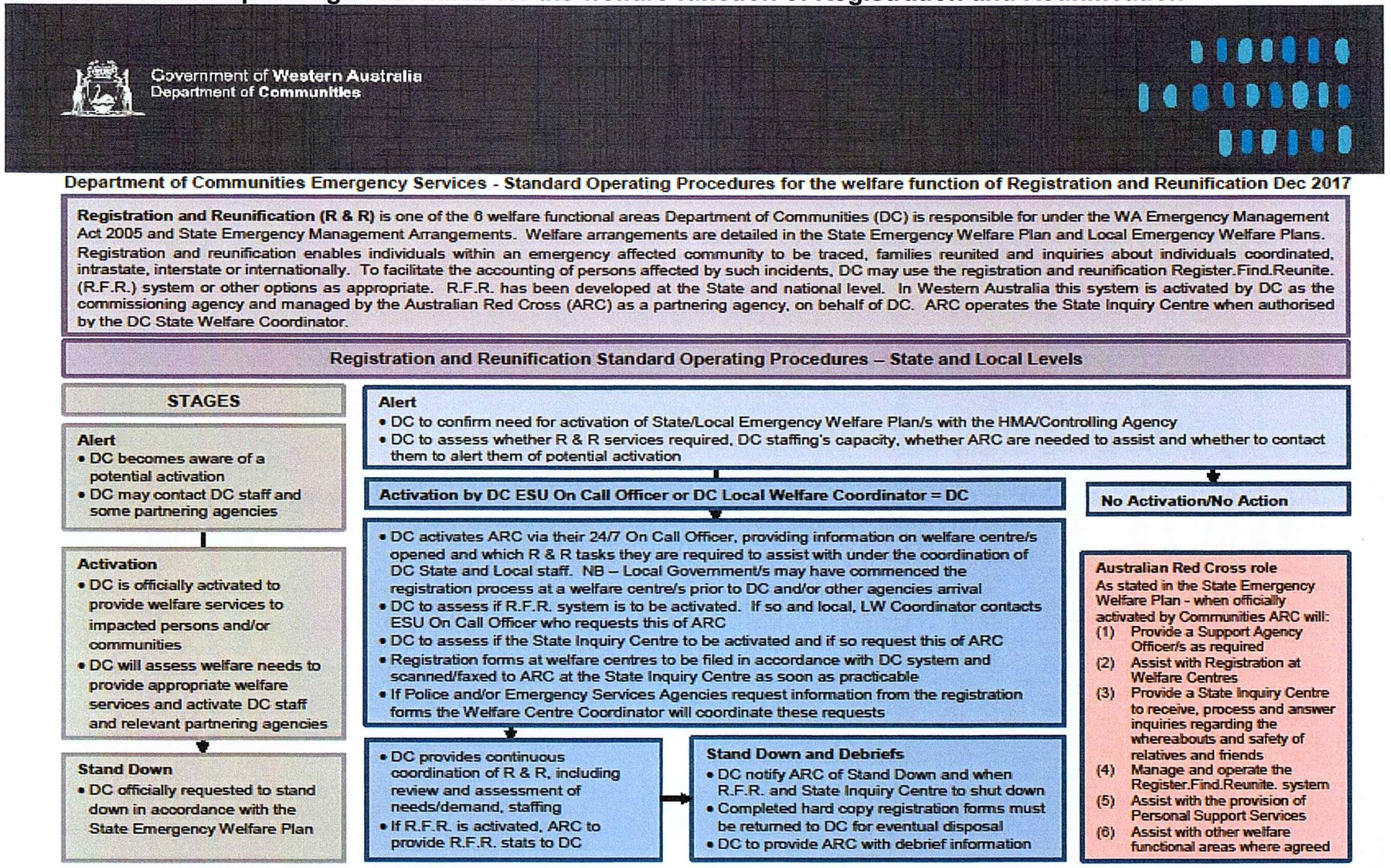

Appendix 7 – Emergency Catering Services

Communities will coordinate the establishment of an emergency catering service for those rendered homeless, evacuees and welfare workers engaged during an event. Dependent on the catering requirements, Communities may engage a variety of service providers to provide this service, such as voluntary groups, fast food outlets or hospital, hotel, motel or public catering services. Communities cannot accept other prepared food e.g. sandwiches, cakes, sausage rolls, unless the person/organisation has a Food Handling Certificate issued by the LG.

Responsibility for the provision of meals for non-welfare emergency workers is the responsibility of the HMA/Controlling Agency.

A resource list of catering agencies and other options is included below, with consideration of catering for large numbers of evacuees and/or protracted emergency events.

Fast Food Outlets can provide quick food in an emergency but only for the short term.

City of Bunbury		
Name	**Address**	**Contact**
Groceries: Coles - Centrepoint (Bunbury)	Cnr Blair & Stephen Street	9721 1800 (Mon-Sun 7am – 9pm)
Coles – Crosslands (South Bunbury)	22 Hammersley Drive, South Bunbury	9721 5655 (Mon-Sun 8am – 9pm)
Woolworths - Forum (Bunbury)	63 Sandridge Road, Bunbury	9724 2208 (Mon-Sun 7am - 9pm)
Woolworths – Plaza (South Bunbury)	123 Spencer Street, South Bunbury	9724 2222 (Mon-Sun 7am – 9am)
Aldi Bunbury	9 Edward Street, Bunbury	13 25 34 (Mon-Sun 8:30am – 7pm)
IGA X-press Wollaston	1 Henley Drive, East Bunbury	9721 2808 (Mon-Thur & Sat-Sun 5am – 9pm; Fridays 5 am -10pm)
IGA Carey Park	Shop 1/10 Mondak Place, Carey Park	9721 2288 (Mon-Fri 7:30am – 8pm)
South Bunbury Marketplace	1 Island Queen Street, Withers Bunbury	(Mon-Fri 8am – 7pm)
Bunbury Farmers Market	2 Vittoria Rd, Glen Iris	9724 2999

		(Tues-Fri 7.30am-6.30pm; Sat 7.30am-5.30pm; Sun & Mon 8am-5.30pm)
Chicken Treat	Cnr Blair & Strickland Streets, Bunbury	9721 6640 (Mon-Sun 10am – 9pm)
Red Rooster	Lot 66 Sandridge Rd, Bunbury	9792 5073 (Mon-Sun 10am – 10pm)
Subway Bunbury	Bunbury Homemaker Centre,	9791 2822 (Mon-Sun 7am – 9pm)
Subway Bunbury	Shop 25, Parks Centre, Bunbury	9791 9398 (Mon-Sun 10am – 9pm)
Mangles Corner Store	57 Minninup Rd, South Bunbury	9721 4981 (Mon-Sat 5am–8:30pm; Sun 6am–8pm)
Domino's Pizza	U4, Shop 37 Sandridge Rd, Bunbury	9796 3320 (Sun-Thur 11am-11pm; Fri-Sat 11am-12am)
Hernandez Asian Delights	36 Charles St, Bunbury	9768 0755 (Mon-Sat 9am–6:30pm; Sun Closed)
Bunbury Asian Food Supply	Shop 4b 20 Stephen Street, Bunbury	9792 4515 (Mon-Sat 9am–5pm; Sun Closed)

Shire of Capel		
Name	**Address**	**Contact**
Capel Fresh IGA	26 Forrest Rd, Capel	9727 2989 (Mon-Sat 6.30am-7pm; Sun 7am-8pm)
Woolworths Dalyellup	Bussell Highway and Norton Promenade, Dalyellup	9724 2219 (Mon-Sun 8am - 9pm)
Boyanup General Store	16 South Western Highway, Boyanup	9731 5100 (Mon-Fri 5:30am–6pm; Sat & Sun 6am–6pm)
Coles - Eaton Fair Centre (Bunbury)	Cnr Eaton Dr & Recreation Dr, Eaton	9724 3400 (Mon-Sun; 7am - midnight)
Woolworths - Eaton Fair Centre (Eaton)	2 Recreation Dr, Eaton	9724 2211 (Mon-Sun 7am - 9pm)

Shire of Dardanup		
Name	**Address**	**Contact**
Coles - Eaton Fair Centre (Eaton)	Eaton Fair Shopping Centre, Cnr Eaton Dr & Recreation Dr, Eaton	9724 3400 (Mon-Sun 7am - midnight)
Woolworths - Eaton Fair Centre (Eaton)	Eaton Fair Shopping Centre, Cnr Eaton Dr & Recreation Dr, Eaton	9724 2211 (Mon-Sun 7am - 9pm)
Chicken Treat	Recreation Dr, Eaton	9725 0211 (Sun-Thurs 10am-9pm; Fri-Sat 10am–9:30pm)
Domino's Pizza (Eaton)	Unit 4 Eaton Fair Shopping Centre, Cnr Eaton & Recreation Dr, Eaton	9729 4620 (Sun-Wed 11am-10pm; Thur-Sat 11am–11pm)
Dardanup General Store	10 Charlotte Street, Dardanup	9728 1011 (Mon-Fri 5:30am–6pm; Sat-Sun 7am-4pm)

Shire of Donnybrook Balingup		
Name	**Address**	**Contact**
Donnybrook Fresh SUPA IGA	38 South West Hwy Donnybrook	9731 1001 (Mon-Sun 7am – 7pm)
Donnybrook Food Market	110 South Western Highway, Donnybrook	9731 1011
Balingup General Store	Lot 12 South Western Highway, Balingup	9764 1973 (Mon-Sun 6am-6pm)
Donnybrook Bakery	112 South Western Hwy Donnybrook	9731 1420 (Mon-Sun Open 24 hrs)
Big Apple Bakery	76 South Western Hwy Donnybrook	9731 2988 (Mon-Sat 5am-6pm; Sun closed)
The Little Kebab House	72 South Western Hwy Donnybrook	9705 2403 (Mon-Sat 11am-8pm; Sun closed)
Sunny's Asian Food And Gifts	Shop 7 South Western Highway, Balingup	9761 1241 (Mon-Sat 9am -6pm)

Shire of Harvey		
Name	**Address**	**Contact**
Coles - Australind	Cnr Old Coast Rd & Paris Rd, Australind	9724 3400 (Mon-Wed & Fri 8am–7pm; Thur 8am–9pm; Sat & Sun 8am–6pm)
Woolworths Treendale	10 Ditchingham Pl, Australind	9724 2214 (Mon-Wed & Fri 7am–8pm; Thur 7am–9pm; Sat & Sun 8am–6pm)
Aldi Australind	5 Mardo Avenue, Australind	13 25 34 (Mon-Fri 8:30am–7pm; Sat & Sun 8:30am–6pm)
Chicken Treat	Cnr Mardo Ave & Old Coast Rd, Australind	9797 0400 (Sun-Wed 10am – 9pm; Thur-Sat 10am – 9:30pm)
Subway Australind	Treendale Centre Shop T25, 10 The Promenade, Australind	9725 9220 (Mon-Sun 9am – 8pm)
Anchovies Pizza	14 Harper St, Harvey	9729 1388 (Thur&Sun 5pm-8pm; Fri&Sat 5pm-9pm; Mon-Wed closed)
Harvey SUPA IGA	80 Uduc Rd, Harvey	9729 1043 (Mon-Sun 8am – 7pm)
Harvey Fish & Chips	96 Uduc Rd, Harvey	9729 1170 (Wed-Mon 11am 2pm & 4:30pm – 7:30pm; Tues Closed)
Harvey Fresh Ltd (Juice & Milk)	Lot 4 Third St, Harvey	9729 0600 (Mon-Fri 8am-4pm; Sat-Sun closed)
Binningup General Store	21 Coronation Dr, Binningup	9720 1040 (Mon-Sun 7.30am-6.30am)
Puma Myalup	3680 Old Coast Rd Myalup	0482 187 414 (Mon-Sun – open 24hrs)
IGA Brunswick	38A Ommaney Road, Brunswick	9726 1009 (Sun-Wed 6am–7pm; Thur & Fri 6am–

		8pm; Sat 7am – 8pm)
Myalup Beach General Store	15-17 Myalup Beach Road, Myalup	9720 2824 (Mon-Sun 7am – 6:30pm)
Australind Fish & Chips	Shop 1, 1 Mardo Ave Village Shopping Centre, Australind	9797 1400 (Mon& Tues closed; Wed-Fri 5am-8pm; Sat-Sun 11.30am-2pm and 5pm-8pm)
Garden Palace Chinese Restaurant	Lot 8 Old Coast Rd Australind	9725 1333 (Tues-Sun 11am-2.30pm and 4.30-9.30pm; Mon closed)
Australind Chinese Restaurant	1/9 Mardo Ave Australind	9725 8988 (Tues-Sat 11am-2pm and 5pm-9pm; Mon closed)
Domino's Pizza (Australind)	4/10 The Prominade, Australind	9720 6920 (Mon – Sun 11am-10pm)

WATER SUPPLIES

Name	Type of Supplies	Contact Details including After Hours
Water Corporation Manager Control Centre Operations (MCCO)	Can assist with water and waste water infrastructure, Water Corp assets, access to key personnel, reps at All Hazard Liaison Group meetings, support for ISG, OASG and IMT, other support or info during operational situations	1300 483 514

Appendix 8 – Emergency Clothing and Personal Requisites

Communities coordinates the provision of essential clothing and personal requisites, to persons affected by an emergency. This function includes the provision of basic necessities such as toiletry packs, blankets, towels, mattresses, pillows, bedding, disposable nappies, and sanitary needs, as required.

Where possible, new clothing, or financial assistance for the purchase of new clothing, should be provided to eligible persons as soon as practicable. The use of 'recycled' clothing is a last resort.

A resource list of emergency clothing and personal requisites suppliers and options is included below. This lists organisations and retail outlets who agree to participate in these arrangements and ensures that acceptable procedural matters have been established.

City of Bunbury		
Name	**Address**	**Contact**
Coles – Primewest Bunbury Centrepoint - Bunbury Forum - Parks Centre - Eaton Fair - Australind	 60 Blair St & Stephen St, Centrepoint Shopping Centre 63 Strickland & Pennant St, Bunbury 22 Hammersley Dr, South Bunbury Cnr Eaton & Recreation Drive, Eaton Old Coast Rd & Paris Rd, Australind	 9721 1819 9721 5899 9722 4000 9724 3400 9797 1204
Woolworths - Bunbury Forum - Bunbury Plaza - Dalyellup - Eaton Fair - Treendale	 63 Sandridge Rd, Bunbury 123 Spencer St, South Bunbury Bussell Hwy & Norton Prom Cnr Eaton & Recreation Dve, Eaton 10 Ditchingham Pl, Australind	 9724 2208 9724 2222 9724 2219 9724 2211 9724 2214
Big W	Bunbury Forum Shopping Centre Sandridge Rd, Bunbury	9724 2200 (Mon-Fri 8am-9pm; Sat 8am-6pm; Sun 9am-6pm)
Kmart	Parks Centre, 1 Brittain Rd, South Bunbury	9781 4800 Mon-Fri 8am-9pm; and Sat-Sun 8am-6pm)
Kmart Eaton Fair	Shop 67/2 Recreation Dve, Eaton	9724 4000 (Mon-Sun 7am-12am)
Aldi Bunbury	9 Edward St, Bunbury	13 25 34 (Mon-Fri 8.30am–8pm and Sat-Sun 8.30–7pm)
Target Bunbury	Primewest Bunbury Centre Point Blair St, Bunbury	9791 0200 (Mon-Sun 9am-6pm; Sat 8am-5pm and Sun 10am-4pm)
Best & Less	10 The Promenade, Australind	9796 1746 (Mon-Fri 8.30am-5.30pm; Sat 9am; Sun 10am-4pm)

Chemist/Pharmacy		
Terry White Chemmart	Shop 6/131 Spencer St Bunbury	9721 2159
Wizard Pharmacy	110 Victoria St, Bunbury	9707 3370
Bunbury Drive-in Chemist	51-55 Forrest Ave, South Bunbury	9791 2447
Wizard Pharmacy Park Centre	Shop 7&9, Bunbury Park Shopping Centre, Brittain Rd, Bunbury	9721 5909
Terry White Chemmart Plaza	Shop 6/131 Spencer St Bunbury	9721 2159
Chemwise Pharmacy	122 Spencer St, Bunbury	9721 6555
Terry White Chemmart South City	182 Spencer St, South Bunbury	9721 2341
Pharmacy 777	Suite 1, 12/16 Vasse St, South Bunbury	9721 9631
Wizard Pharmacy Centre Point	Shop 4, Centre Point Shopping Centre, 60 Blair St, Bunbury	9721 5166
Bunbury Forum Pharmacy	Shop 34, Bunbury Forum Shopping Centre, 63 Sandridge Rd, East Bunbury	9721 6731
South Bunbury Discount Drug Store	2/1 Island St, Withers	9795 7702
Bunnings Bunbury	Cnr Blair and Mervyn St, Bunbury	9722 2500 (Mon-Fri 5.30am-9pm; Sat & Sun 7am-7pm)

Shire of Capel		
Name	**Address**	**Contact**
Capel Fresh IGA	26 Forrest Rd, Capel	9727 2989 (Mon-Sun; 7am – 12am)
Woolworths Dalyellup	Norton Promenade, Dalyellup	9724 2219 (Mon-Sun; 8am - 7pm)
Capel Hardware & Farm Supplies	93 Capel Dr, Capel	9727 2143 (Mon-Fri 8am-5pm; Sat 8am-4pm; Sun 9am-12pm)

Shire of Dardanup		
Name	**Address**	**Contact**
Coles - Eaton Fair Centre (Bunbury)	Corner Eaton Dr & Recreation Dr, Eaton	9724 3400 (Mon-Sun; 7am – 12am)
Woolworths - Eaton Fair Centre (Bunbury)	2 Recreation Dr, Eaton	9724 2211 (Mon-Sun; 7am - 9pm)
Eaton Community Pharmacy	4/1 Pratt Rd, Eaton	9724 1998 (Mon-Sat 8am-6pm; Sun closed)
Terry White Chemmart Eaton	Shop 81 Eaton Fair Shopping Centre, Eaton	9725 2635 (Mon-Fri 8am-8pm; Sat 8am-6pm and Sun 9am-6pm)
Chemmart Pharmacy Superstore	Shop 15, Eaton Fair S/C Eaton Dr, Eaton	9725 2635 (Mon-Fri 8am-8pm; Sat 8am-6pm; Sun 9am-6pm)

Eaton Medical Centre Pharmacy	Suite 3/13 Albatross Cres, Eaton	9707 1629 (Mon-Wed 8.30am-5.30pm; Wed 8.30am-5.30pm; Thur 8.30-5pm; Sat 8.30am-12pm; Sun closed)
Brunswick Family Pharmacy	Personal Effects/Pharmacy	9726 1000 (Mon-Fri 9am - 5pm; Sat & Sun closed)

Shire of Donnybrook Balingup		
Name	**Address**	**Contact**
Donnybrook Fresh IGA	38 South West Hwy Donnybrook	9731 1001 (Mon-Sun 7am-7pm)
Amcal Pharmacy	78 South West Hwy, Donnybrook	9731 1016 (Mon-Fri 8.30am-5.30pm; Sat 8.30-2pm; Sunday Closed)
Donnybrook Hardware & Garden	47 South West Hwy, Donnybrook	9731 1305 (Mon-Fri 8am-5.30pm; Sat 8am-4.30pm; Sun 9am-3pm)
Balingup Pharmacy	32 Bridgetown Rd, Balingup	9799 0346 (Mon-Fri 8.30am-5pm; Sat 8.30am-3pm; Sunday Closed)
Bridgetown Mitre 10	23 Steere St, Bridgetown	9761 1611 (Mon-Fri 8.30am-5.30pm; Sat 8.30am-4.30pm; Sun 9am-1pm)

Shire of Harvey		
Name	**Address**	**Contact**
Supa IGA Harvey	80 Uduc Rd, Harvey	9729 1404 (Fri – Wed 8am-7pm; Thur 8am-8pm)
IGA	83 Uduc Rd, Harvey	9729 1043 (Mon-Sun 8am-7pm)
Harper Street Dispensary	2B Harper St, Harvey	9729 1616 (Mon-Sun 9am-4pm)
Harvey Pharmacy	91 Uduc Rd Harvey	9729 1422 (Mon-Fri 8.30am-5.30pm; Sat 8.30am-1pm; Sunday closed)
Terry White Chemmart / HealthSave Waroona	Shop 1-4/22 Fouracre St, Waroona	9711 1315 (Mon-Fri 8.30am-5.30pm; Sat 8.30-12.30pm; Sunday closed)
Harvey Mitre 10	37 Uduc St, Harvey	9729 1402 (Mon-Fri 7am-5.30pm; Sat 8am-4pm; Sunday Closed)

Mattresses, Bedding, Clothing etc

Name	Products/Goods/Service Supplies	Contact
DC Emergency Services Unit	Stock Available from stores in Perth. Allow minimum 4-5 hours	0418 943 835
DC DESO Vehicle	Vehicle holds: Tub 1 – Administrative Tub 2 – Equipment Tub 3 – Catering Tub 4 – Personal Requisites Tub 5 – Baby Tub 6 – PPE Bedding for 20 including: 4 x stretcher beds 5 x double high air mattresses 11 x single mattresses 20 each pillows, blankets, sheets	DESO SW – 0427 476 658
DC South West Trailer stored in Bunbury garage	Trailer holds: 10 Stretcher beds 50 x air mattresses 50 x inflatable pillows 50 x blue blankets in 5 blue bags 50 x bath towels 5 pumps (2 electric/2 foot and 1 bellow type)	DESO SW - 0427 476658
SW Development Commission – 3 x Trailers held at Bridgetown, Nannup and Collie (NB: Project by Billy Wellstead SWDC Coord (9777 1555/ **0448 016 480**)	Each trailer holds: 50 single sleeping bags 50 single air mattresses 50 dual pack pillows 25 air pumps (12V & 240) Bags to store items	Bridgetown- Lyndon Pearce (9761 0901/ 0428 611 125) Nannup- David Taylor (9756 1275/ 0424 841 889) Collie – Kohdy Flynn (0476 850 076)

Appendix 9 – Personal Support Services

Communities will coordinate and provide personal support services, and where necessary, will work with other specialist agencies to ensure affected persons receive the necessary personal support to cope with the effects of loss, stress, confusion, trauma and family disruption. These include specialised counselling and psychological services and other appropriate services.

Personal Support Services can include practical assistance, emotional support, information, referral to other services, advocacy, advice, counselling and psychological services.

Information and advisory services may include other relief measures not necessarily provided by Communities, such as availability of grants and other forms of financial assistance, healthcare, provision of child care and financial counselling.

A list of relevant agencies and services is included below.

Advocacy and Counselling Services

Name	Contact Person and Address	Contact Details	After Hours Contact
Communities Psychological Services	**Contact Communities Emergency Relief and Support**	**On Call phone**	**0418 943 835**
Telephone Help Services			
Rural Link Dept of Health Statewide Services	Availability 4.30pm – 8:30am Monday to Friday and 24 hours Saturday, Sunday and public holidays. During business hours connected to local community mental health clinic	1800 552 002 1800 720 101 - TTY	
HealthDirect		1800 022 222	
WA Poisons Information Centre (WAPIC)	24hr advice on the management of poisonings or suspected poisonings, poisoning prevention, drug information and the identification of toxic agents.	13 1126 – 24 hour service	
Beyondblue Support Service	24 hour telephone service Chat online (3pm - 12am) - https://www.youthbeyondblue.com	1300 22 4636	
Lifeline Crisis support, suicide prevention	24 hour telephone service Crisis support chat 7.00pm – midnight (Sydney time) 7 days. Outside of these hours call Lifeline - https://www.lifeline.org.au/get-help/online-services/crisis-chat	13 11 14	
Samaritans Crisis Line Anonymous Crisis Support	24 hour telephone service	135 247	
Suicide Call Back Service Telephone, video and online	For at risk, carers and the bereaved Online chat and video counselling – https://www.suicidecallbackservice.org.au/need-to-talk/	1300 659 467	

professional counselling			
Crisis support for Aboriginal & Torres Strait Islanders	Provide crisis support 24/7 without judgement and provide a confidential, culturally safe place	13 92 76	

Special Needs Interest Groups

Disability Services Commission Freecall – 1800 998 214 (Freecall) TTY - 9426 9315	Multicultural Services Centre of WA – Perth - 93282699 Bunbury – 9791 5281 35 Milligan Street, College Grove

Translation, Interpretive and Hearing (AUSLAN) Services

Translating and Interpreting Service (TIS National) 24/7
Some groups may be eligible for TIS' free interpreting services – ring TIS on 131 450 for more information.
Costs are a guide only as they may change –

- Immediate phone interpreting including ATIS phone interpreting: 131 450 - 15mins @ $34.22 - 4.1.18
- Pre booked Service – 1300 655 081 - 30mins @ $82.89 – 4.1.18

Text Emergency Calls TTY – Dial 106

Medical Treatment

Local Hospitals: Please see Appendix 3.	Royal Flying Doctor Service (RFDS) Medical Emergency Calls (24 hours) 1800 625 800, Satellite phone – 9417 6389 Admin - 9417 6300
Local Medical Practices / GP's	Address - Phone
City of Bunbury	
Forrest Family Practice	122 Spencer St Bunbury – 9711 1500
Spencer Street Family Practice	1/130 Spencer St South Bunbury 9791 7220
Fielder Street General Practice	21 Fielder St South Bunbury – 9791 6988
Bunbury Medical Practice	207 Spencer St Bunbury – 9792 2666
Bunbury Medical Services	55 Forrest St Bunbury – 9791 5355
Brecken Health Care	12-16 Vasse St South Bunbury – 9791 8133
Parks Centre Family Practice	Sh 26/1 Brittain Rd Bunbury – 9720 4600
Jupiter Health Bunbury	Parks SC, 26 Brittain Rd Bunbury – 9720 4600
Health by Nuture	1/35 Carey St Bunbury – 9778 0052
Usher Medical Centre	124 Parade Rd, Usher – 9795 2555
South West Aboriginal Medical Service	5/55 Forrest Ave Bunbury – 9726 6000
Shire of Capel	
Capel Medical Clinic	21B Properjohn Rd Capel – 9789 9300
Wishing Well Clinic Capel	11 Forrest Rd Capel – 9727 2227
Dalyellup Family Medical Centre	8/135 Norton Promenade Dalyellup – 9795 6422
Promenade Medical Centre	1/37 Norton Promenade Dalyellup – 9789 9299
Shire of Dardanup	
Divine Health Centre	84 Vittoria Rd Glen Iris – 9726 2253
Eaton Medical Centre	13 Albatross Cres Eaton – 9724 3311
Australind Medical Centre	1 Mulgara St Australind – 9797 4777

Leschenault Medical Centre	7/12 Leisure Dve Australind – 9725 8471
Treendale Medical Group	3/38 The Promenade Australind – 9742 1188
Ferguson Valley	5 Ferguson Rd Dardanup – 9728 1551
Shire of Donnybrook-Balingup	
Donnybrook Medical Service	41 Bentley St Donnybrook – 9731 1440
Donnybrook Family Doctor	92 South West Hwy Donnybrook – 9731 1888
Balingup Doctors Surgery	36 Jayes Rd Balingup – 9760 2118
Shire of Harvey	
Harvey Medical Group	4 Becher St Harvey – 9729 1600
Harvey WA – Wellington Medical Centre	115 Uduc Rd Harvey – 9729 1064
South West Aboriginal Medical Service	5/5 Hayward St Harvey – 9726 6000

Appendix 10 – Key Contact Lists

Key local personnel and contacts are listed in Appendix 3.

Lifelines

LIFELINES – PUBLIC INFORMATION	PHONE/FAX
Life threatening emergency	**Emergencies 000 / 112 / 106**
DFES Public Information Line	13 DFES (13 3337) www.dfes.wa.gov.au/Pages/default.aspx
Emergency WA website for emergency warnings	https://www.emergency.wa.gov.au/
Bureau of Meteorology website WA Tropical Cyclone Information WA Land Weather and Flood Warnings WA Coastal Marine Warnings Australian Tsunami Threat Information (1300 TSUNAMI)	http://www.bom.gov.au/index.php 1300 659 210 1300 659 213 1300 659 223 1300 878 6264
Main Roads Western Australia (MRWA) - Primary public contact point for road closure information	Phone: 138 138 Fax: 9323 4400 www.mainroads.wa.gov.au
Alinta Gas	13 13 58
ATCO Gas Australia	Faults (public no) – 13 13 52 Head Office 6163 5000
DBP Dampier Bunbury Pipeline	Faults – 1800 019 919 Head Office – 9223 4300
Horizon Power	Faults – 13 23 51 Residential – 1800 267 926
National Broadband Network (NBN) (Rachael McIntyre – Senior Manager Community Affairs) - 0417 438 142	No phone number listed on the NBN website https://www.nbnco.com.au/ https://www.nbnco.com.au/learn-about-the-nbn/what-happens-in-a-power-blackout/emergencies-and-outages.html
Optus	131 344
Telstra (Aron Wheatcroft – Team Manager Field Service) - 0418 261 670	Faults – 13 20 00 Head Office – 13 22 03
Public Transport Authority	Emergency (public no) – 9220 9999 Head Office – 136 213
SES – Public assistance Communities making requests to SES go through the DFES Communication Centre (COMCEN) – 9395 9210 or 9395 9209. NB – SES may have limited capacity to assist due to other DFES operational requirements	132 500
Water Corporation Inter-agency Emergency Management Coordinator – Alf Fordham - 9420 3964 / 0472 869 491 Alf.Fordham@watercorporataion.com.au 629 Newcastle St, LEEDERVILLE WA 6007	Public assistance – General – 9420 2420 Faults (public no) -13 13 75 if urgent Translation and Interpreter Service - • 13 13 85 - account enquiries • 13 13 75 - faults, emergencies and

PO Box 100, LEEDERVILLE WA 6902 Out of hours operational issues - 1300 483 514 OC_Statewide_OPS_Mgr@watercorporation.com.au Can assist with water and waste water infrastructure, Water Corp assets, access to key personnel, reps at All Hazard Liaison Group meetings, support for ISG, OASG and IMT, other support or info during operational situations	security • 13 13 95 - building services Hearing or speech impaired – 13 36 77

LOCAL CONTACTS

Organisation	Name	Contact	Email
City of Bunbury 4 Stephen St, Bunbury **9792 7000** records@bunbury.wa.gov.au	Cr Betty McCleary, Councillor / LEMC Chair Mark Allies, CO	0419 648 260	cr.mccleary@council.bunbury.wa.gov.au
Shire of Capel 31 Forrest St, Capel **9727 0222** info@capel.wa.gov.au	Doug Kitchen, Shire President / LEMC Chair Tanya Gillett, Director Infrastructure & Development Services	0427 949 381 97270222	tanya.gillett@capel.wa.gov.au
Shire of Dardanup 1 Council Drive, Eaton 9724 000 records@dardanup.wa.gov.au	Cr. Michael Bennett, Shire President/LEMC Chair Andre Schonfeldt, CEO	0419 948 940 0427 930 524	michael.bennett@dardanup.wa.gov.au ceo@dardanup.wa.gov.au
Shire of Donnybrook_Balinup 1 Bentley St Donnybrook **9780 4200** shire@donnybrook.wa.gov.au	Ben Rose, CEO Gail McGowan, Commissioner appt Dec2022	0400 786 355 0408 938 038	ben.rose@donnybrook.wa.gov.au commissioner@donnybrook.wa.gov.au
Shire of Harvey 102 Uduc Rd, Harvey **9729 0300** shire@harvey.wa.gov.au	Annie Riordan, CEO Paul Gillett, Shire President/ LEMC Chair	0429 672 297 0429 862 055	annie.riordan@harvey.wa.gov.au paul.gillett@harvey.wa.gov.au
Dept of Health – WA Country Health Services WA (WACHS	Kerry Winsor, Regional Director	0407 988 161 9781 2309	Kerry.winsor@health.wa.gov.au
Dept of Health - Mental Health SW	Debbie Easther	0429 914 355 9781 2312	Debbie.easther@health.wa.gov.au
Main Roads	Tom Engelke, Mgr Project Delivery	0408 929 761 9724 5643 0419 966 692	Tom.engelke@mainroads.wa.gov.au

	Bruce Hancock, Maintenance Planning Mgr	9724 5609	Bruce.hancock@mainroads.wa.gov.au
Education Department	Andrew Grono, Coordinator Regional Servs	0434 002 780 9791 0300	andrew.grono@wa.edu.au
DFES – Duty Officer (Internal Use only)	South West Lower SW Great Southern Upper GS	1800 198140 1800 512111 1800 314644 1800 865103	
DBCA (Parks & Wildlife Service) – SW region	Bunbury Kirup Wellington Blackwood Nannup Harvey	9725 4300 9731 6232 9735 1988 9752 5555 9756 0211 9729 1505	Dodson & SW Hwy Bunbury SW Hwy Kirup 147 Wittenoom St Collie 14 Queen St Busselton Warren Rd Nannup 64 Weir Rd Harvey
Warren Region	Headquarters Manjimup Frankland Donnelly Northcliffe William Bay	9771 7988 9771 7988 9840 0400 9776 1207 9776 7095 9840 9624	Brain St Manjimup South Coast Hwy Pemberton South Coast Hwy Walpole Kennedy St Pemberton Wheatley Coast Rd Northcliffe William Bay Rd Denmark
Western Power	David McMillan	0408 441 034 9780 6343	
Water Corporation	Alf Read		
Southern Seawater Desalination Plan/Water Corp	Paul George	9720 0754	
Department of Mines, Industry Regulation and Safety – Consumer Protection	Annetta Bellingeri, Regional Coord-inator, SW region Consumer Protection	9722 2888 Call Centre – 1300 304 054	*Advice for tenants and landlords when a property is destroyed (incl partially) or not fit for human habitation.
National Emergency Management Agency (NEMA)	Sam Ramsay, Recovery Support Officer SW	0400 784 465	sam.ramsay@nema.gov.au

Appendix 11 – Sanitary, Waste Disposal, Hire Services:

City of Bunbury		
Name	**Products/Goods/Service Supplies**	**Contact**
City of Bunbury	Sanitary and disposal management	9792 7000

Shire of Capel		
Name	**Products/Goods/Service Supplies**	**Contact**
Shire of Capel –	Waste disposal, sanitary and disposal management	9727 0222
Capel Crane Hire	Moving Equipment Around	9727 2511 – 24 hour
Home Hardware	Hardware, stockfeed	9727 2143

Shire of Dardanup		
Name	**Products/Goods/Service Supplies**	**Contact**
Shire of Dardanup	Rubbish & waste collection through collection contract with Cleanaway - No capacity to dispose of liquid or bio-medical wastes xxxxxxxxxxx – Manager Operations Neil Nicholson – Principal Environmental Health Officer	Eaton Office -9724 0000 Dardanup Office - 9728 1422 9724 0330 / 0436 838 139 9724 0340 / ~~0427 240 092~~

Shire of Donnybrook Balingup		
Name	**Products/Goods/Service Supplies**	**Contact**
Shire of Donnybrook-Balingup	Waste disposal, sanitary and disposal management	9780 4200
Hastie Waste	Bin/Skip Hire	9731 0296

Shire of Harvey		
Name	**Products/Goods/Service Supplies**	**Contact**
Shire of Harvey	Sanitary and disposal management – Harvey	9729 0333
	- Australind	9797 1090

CLEANING SERVICES		
Name	**Products/Goods/Service Supplies**	**Contact**
Bowbright Cleaning	Cleaning Services	0416 120 056
Cape to Cape Carpet Cleaning	Carpet Cleaning	9755 3388 / 0418 932 201

MargRitz Cleaning	Cleaning Services	9758 7222 / 0418 937 618
South West Pressure Cleaning & Water Cartage	Pressure Washing	0428 058 157
Advanced Cleaning South West	Cleaning Services	9754 2911 / 0419 542 911
Paradigm Cleaning	Cleaning Services www.paradigmcleaning.com.au	9725 4601
Bay Cleaning	Cleaning Services	0417 430 146

BUNBURY/PERTH SERVICES		
Name	**Products/Goods/Service Supplies**	**Contact**
BPS (WA) Pty Ltd	Liquid waste management, also provide bulk water supplies	9791 4344
Bunbury Ezy Bins	Domestic/comm/industrial	9725 0725
Cleanaway	Household/commercial/ industrial waste	9724 6400 / 13 13 39
Fill A Bins	Australind	9796 0092
South West Hygiene	Sanitary bins	0427 980 939
Total Hygiene	Sanitary and nappy disposal	9791 9777
Coates Hire - Bunbury	Hire portable toilets, ablution blocks, generators	9722 8000
Stanley Road Waste Management Facility - Australind	Waste Management Service	9797 2404
Bunbury Machinery	Generators (1 x 30kva generator however 9 generators in total avail)	9792 3923
Sita-Medi Collect	All clinical waste, Perth	13 13 35
Naturaliste Hygiene Services	Sanitary/Nappy Bins/Soap Dispensers/Hand Sanitizers/Air Fresheners/Baby Change Tables	0409 294 659
The Complete Group - COMPLETE Portables	Portable Toilets - Portables Toilet Hire, Shower Blocks, Site Offices in Perth, WA (completeportables.com)	1300 COMPLETE
TFH Hire Services	Temporary fencing, barrier and equipment hire (www.tfh.com.au)	0418 666 605

Appendix 12 – Security Companies:

If security assistance is needed at a welfare centre and the WA Police Force were not available a security company/guard and patrol services could be contacted.

All Security Services are across the whole South West District

SECURITY SERVICES		
NAME	**Products/Goods/Service Supplies**	**CONTACT**
Cruise Control Security	Security - Margaret River	9747 6004
Safe & Sure Security	Security - Dunsborough	9756 7814 / 0419 903 783
Redback Security	www.redbacksecuritywa.com.au	0428 913 112
Nightguard Security Services	Security - Bunbury	0418 906 909
Procare Locksmiths	Locksmith Services	9750 5300
Summit Protection Group	Security -Busselton	0401 011 275

Appendix 13 – Distribution List:

This plan has been distributed electronically to:

Local Emergency Management Committee

- *City of Bunbury, Shire of Capel, Shire of Dardanup, Shire of Donnybrook Balingup, and Shire of Harvey* Local Emergency Management Committees (Edited version for any copies the public have access to – Appendices not to be included as contain personal names and phone numbers. This is for people's confidentiality and particularly Department of Communities staff)

Department of Communities

- South West staff (Sharepoint)
  Plus 2 hard copies – located in the DC Bunbury office –
  - Local Emergency Welfare Plan – purple file
  - Local Welfare Centre Coordinator pack
- Emergency Relief and Support staff (Sharepoint)
- SW District Emergency Services Officer
  plus a hard copy stored in the DESO vehicle

Shire of Donnybrook/Balingup
Bently Street
Donnybrook

Please find enclosed, and give serious consideration, to the subject raised in the enclosed petition.

Regards

.....

March the 1st
2023



Name	Address	Tel	Signature
GARY ELKS	771 KINGSPRING RD.	97318300	[illegible]
CLIVE [illegible]	57 King Spring Rd	0419046022	[illegible]
SARAT PURCELL	57 KINGSPRING RD	040295598	[illegible]
KATIE	57 KING SPRING	0437774919	KP
KEN waters	228 King Spring	0497852921	[illegible]
JACK PAUTT	355 KING SPRING	0408090619	[illegible]
Tarryn Rossiter	355 KING SPRING	0405567412	[illegible]
MARK SCOTT	792 KING SPRING	0447386272	[illegible]
CATHY JOHNSON	792 KING SPRING		Cathy.
~~LOT 759~~			
LOT 379	759 KING SPRING RD	ABSENT	
JASON WALSHAW	661 KINGSPRING RD	0439131168	[illegible]
SUE GRAY	661 Kingspring Rd	0483250228	[illegible]

WERNER ZWAN
3/03/2023.

[illegible] 3/3/23
LUI TUIA

Petition to seal the remainder of King Spring Road, Thomson Brook.

To whom it may concern.

We, the undersigned, residents of King Spring Road, Thomson Brook, in the Shire of Donnybrook-Balingup herewith request King Spring Road to be sealed.

A few key reasons are that over the last few years we have experienced a higher volume of traffic and as a result King Spring Road becomes badly corrugated and potholed adding to road hazard and vehicle maintenance.

We all want to see the development within the shire and having sealed roads will always be a plus for future investment and development.

A sealed road would benefit everybody and cost savings in the long run, it would also create many possibilities for investment in the tourism industry, also for potential niche agriculture markets if we could keep plants dust free.

Since King Spring Road serves many rate payers, much more than other already sealed roads in the area, we as rate payers would like to have the sealing of King Spring Road prioritised.

Name	Address	Tel	Signature
Helen Tuia.	228 King Spring Rd	0438911939	[signature]
Lui Tuia	" " "	0428318434	[signature]
CHRIS MILLER	73 KING SPRING RD	0427251397	[signature]
VICKIE MILLER	73 KING SPRING RD	0427251399	[signature]
Magda Zwaan	179 KING SPRING RD	0420386484	[signature]
Werner Zwaan	" " "	0477144693	[signature]
STUART DONETTA	202 KING SPRING RD	0419880949	[signature]
FRANK WATERS	297 KING SPRING RD	0424161918	[signature]
JULIET WATERS	297 KING SPRING RD.	0404882146.	[signature]
GREG JOHNSON	660 KING SPRING Rd	0427980771	[signature]
BILL GRACE	691 KING SPRING RD	0403591122	[signature]
VERNA ELKS	771 KING SPRING RD	97318300	[signature]

SHIRE OF

DONNYBROOK BALINGUP







UNSEALED ROADS UPGRADE PLAN

Contents

Executive Summary 3
1. Introduction 4
2. Road Network 4
3. The Challenge Ahead 4
4. Assessment and Prioritisation Process 5
5. Project Validation 6
6. Contributions 7
7. Design Standards 7
8. Unsealed Road Management 7
9. Unformed Roads 8
10. Unsealed Road Program of Works 8
11. Acknowledgements 8

Executive Summary

Expectations of the public regarding the level of service provided by the road network are increasing. This includes both long term and new residents. Unsealed roads are often seen as being not acceptable, due to concerns such as dust nuisance, corrugations, loose material, environmental issues and safety.

The Shire of Donnybrook Balingup Unsealed Roads Upgrade Plan (Plan) has been developed in response to a Council request to undertake an investigation to develop a suitable process for determination and validation of the highest priority unsealed roads for upgrading, and to then develop a program of works to address the highest priority roads. The process was to include consideration of a range of factors such as road use, strategic significance, crash history, network connectivity etc.

The total length of the Shire of Donnybrook Balingup's (the Shire) road network is approximately 680kms, with 290kms of sealed roads and 390 kms of unsealed roads. The unsealed road network generally comprises of roads which provide a variety of functions and typically carry a range of daily traffic volumes of between 10 and 150 vehicles per day.

This assessment and prioritisation process was developed involving a range of road characteristics and function criteria. Each road was assessed against these criteria and scored, a weighting was applied to each score relevant to its importance and the weighted scores added to provide an overall score for the road. The roads were then ranked in order of overall scores. This process was refined through a number of iterations and trial assessments of selected roads of varying hierarchy.

Assessment of the Shire's unsealed road network has been undertaken for approximately 65kms of the total 390kms of unsealed roads. Assessment of the remainder of the unsealed roads is progressively being undertaken.

The assessment and prioritisation process has been utilised to develop an indicative program of works for the upgrading of approximately 1km of unsealed roads based on highest priority and a budget commitment of up to $250,000 per year. Upgrading of more than 1km would involve a significant increase in funding. Roads that are eligible for external funding may be delayed, or brought forward, in the program of works as external funding is sourced.

Each year the priority list of unsealed roads will be reviewed and the program of works amended. The first year of the program of works will be submitted annually through the Council budget process, and the program of works will be updated annually in accordance with budget outcomes. The remaining years of the program of works are indicative only and subject to confirmation each subsequent year, however the program of works provides Council and the community a strong indication as to the status of individual roads and their likely timing for upgrading.

1. Introduction

The Shire of Donnybrook Balingup Unsealed Roads Upgrade Plan (Plan) sets out the strategic planning for the upgrading of the unsealed road network.

Council requested officers develop a plan and assessment methodology for the upgrading of unsealed roads, based on a defined prioritisation process. The outcome of the review was that, of the 390kms of unsealed roads, approximately 1km per year could potentially be considered for upgrading.

The prioritisation process was to include consideration of a range of factors such as road use, strategic significance, crash history, network connectivity etc.

This Plan outlines Council's unsealed road network, the assessment and prioritisation process, unsealed road management and presents an indicative program of works for upgrading the highest priority unsealed roads.

2. Road Network

The Shire of Donnybrook Balingup's (the Shire) road network currently comprises a total length of approximately 680kms with 290kms of sealed roads and 390kms of unsealed roads.

The unsealed roads are primarily located within rural areas with some minor lengths of unsealed roads within townsites.

Roads which comprise the Shire's road network are classified in accordance with the Main Roads Western Australia Road Hierarchy for Western Australia.

Unsealed roads are typically located in rural areas and generally comprise of the lower hierarchy roads as follows:

Hierarchy	Purpose	Approximate Daily Traffic Volumes
Local Distributor	Movement of traffic within local areas and connect access roads to higher order Distributors.	1-6,000
Access Road	Provision of vehicle access to abutting properties.	1-3,000

3. The Challenge Ahead

Expectations of the public regarding the level of service provided by the road network are increasing. This includes both long term and new residents. Unsealed roads are often seen as not being acceptable, due to concerns such as dust, corrugations, loose material, environmental issues and safety.

Based on current construction costs, it is anticipated the Annual Budget will allow for the upgrading of approximately 1km of unsealed road each year. With this current level of expenditure it will take many years to upgrade most of the unsealed roads in Council's road network, and the majority of gravel roads will remain unsealed due to both the cost of upgrades and the lack of traffic volumes to justify an upgrade.

An important part of the unsealed roads upgrade strategy, is to continue to include provision for appropriate management of those roads which, in terms of their priority for upgrade, will not be sealed for many years, if ever. Council currently undertakes routine and programmed maintenance of unsealed roads and it is critical this maintenance continues.

4. Assessment and Prioritisation Process

Council receives many requests to upgrade the existing unsealed road network. Whilst it may be desirable to upgrade some of the unsealed roads across the region, it is considered that Council should utilise available funding on upgrading roads that are of the highest priority.

The prioritisation process involves consideration of the following criteria.

- Traffic volumes

  How many vehicles per day utilise the section of road? (Measured via automatic traffic counters)

- School bus route

  Is this section of road on a school bus route?

- Crash history (Last 5 Years)

  How many reported crashes have occurred on this section of road in the last 5 years? (Obtained from MRWA Crash Analysis Reporting System)

- Strategic significance

  What is the strategic significance of this section of road and does the section of road link to tourist attractions or facilities?

- Existing road geometry

  What is the existing geometry characteristics of this section of road?

- Environmental Impact

  What is the environmental impact of upgrading this section of road (i.e amount of clearing of vegetation)?

- Network significance

  Does this section of road provide network connectivity to other roads and is the section of road on the RAV Network?

- Residential dwellings and Commercial businesses

  How many residential dwellings and commercial businesses are on this section of road?

Each criteria is scored, from 0 to 5, a weighting applied to each criteria score and then the weighted scores are added to provide an overall score for the road. Roads are then prioritised by the total score.

Details of the Criteria, Scores and Weightings are attached as Appendix 1.

The criteria was determined through consultation with Councillors, and Shire staff. The weightings were developed via a number of iterations and trial assessments of a number of unsealed roads of varying hierarchy.

For assessment purposes, unsealed roads are segmented into sections, which are defined by intersections. This methodology of segmenting roads is consistent with asset management practices for managing roads.

Assessment of Council's unsealed road network has been undertaken for approximately 65kms of the total 390kms of unsealed roads. This initial 65kms was identified through workshops with Council, engineering and road maintenance officers.

An assessment of the remainder of the unsealed roads is progressively being undertaken.

5. Project Validation

Use of the assessment and prioritisation process has enabled projects to be ranked in order of priority.

The development of an indicative program of works is dependent on the adoption of estimated construction costs and any opportunities for external sources of funding.

An indicative program of work has been prepared on the basis of current estimated average costs, in the range of approximately $200,000 to $250,000 per kilometre. It should be noted that actual construction costs may well be less or greater than the average rate depending on the characteristics of the particular site.

These preliminary scoping estimates for each project need to be validated prior to submission of the projects to Council for funding consideration each year.

It is proposed that this will entail an initial site inspection and assessment by experienced design and construction staff.

The assessment would include consideration of the existing horizontal and vertical alignment of the road and whether the desired width of a two lane road can be achieved.

It would also include consideration of the depth and strength of the existing gravel or subgrade, presence of significant vegetation and road side hazards.

It is proposed that validation of projects proposed for funding in the first 2 years of the program of work be progressively undertaken over the next 12 months.

6. Contributions

From time to time, Council is approached by private parties to either upgrade an unsealed road at their cost or to provide a contribution towards the cost of the upgrade.

In the first case, Council has agreed to this on a number of occasions, subject to the works being designed and constructed to current standards.

This is a similar process to a road being constructed as part of a development. It is considered that this practice should continue as opportunities arise. In the second case, it may be appropriate for Council to consider bringing the construction of a project forward as a result an external funding offer. Each application should be assessed on its merits and be subject to an investigation and report to Council, consistent with the relevant Shire policies.

7. Design Standards

Roads must be designed to provide safe travel at an adopted design speed, taking into account the expected volume of traffic. Designs are often required and must be prepared in accordance with relevant engineering standards, such as Main Roads WA and Austroads Guide to Road Design specifications.

The upgrading and sealing of roads may increase the speed of vehicles due to the improved surfacing of the pavement and the removal of weather effects on gravel pavements such as scouring, corrugations etc. If the trafficable width, horizontal and vertical alignment of the road, and the roadside clear zones are not appropriate, this increase in vehicle speed may compromise the safety of road users.

8. Unsealed Road Management

Unsealed roads are maintained in accordance with Council's typical procedures and budget allocations. Gravel re-sheeting to specific sections of road also occurs when programmed within annual budget allocations.

Properly formed and maintained, with appropriate levels of traffic, an unsealed road will perform well.

Dust nuisance to residences adjacent to unsealed roads does occur from time to time and is exacerbated in times of dry weather and by the volume and speed of passing traffic. Council has an ongoing interest in exploring possible alternative treatments that may improve dust suppression and the overall condition of unsealed roads. If such treatments are found to be successful in the future, it is anticipated that they could be utilised on roads which are not ranked as high priorities for upgrading.

Unless a private contribution is obtained, Council does not consider it appropriate to seal short lengths of unsealed roads adjacent to residences to reduce dust nuisance for the following reasons;

- there are a large number of such locations across the Shire
- it is inefficient to undertake upgrading of short sections of roads

- the practice does not accord with the prioritisation process which has been developed
- undertaking such works would reduce the available funding for upgrading of higher priority roads

9. Unformed Roads

There is increasing pressure from the community to include some unformed roads in Council's road network. These are roads which Council has not previously accepted responsibility for maintenance, due to the low standard of their construction.

Generally these unformed roads provide access to one or two properties only and are essentially farm tracks.

Many of these unformed roads traverse steep or low lying areas with little or inadequate drainage structures and are usually formed of low strength local materials.

Acceptance of unformed roads into Council's road network will expose Council to the risk of significant expenditure to bring them up to a reasonable standard which can be maintained.

10. Unsealed Road Program of Works

An indicative program of works for the upgrading of unsealed roads has been developed on the basis of an annual funding allocation of up to $250,000 which would enable approximately 1kms of road to be upgraded. The program has been developed using the assessment and prioritisation process on sections of gravel roads. A copy of the program is attached as Appendix 2.

The program has been developed on the basis of sections of roads which have been assessed and prioritised to date. These sections total approximately 65kms of the total 390km of unsealed roads.

Due to funding limitations, it may take many years to complete the upgrading of an unsealed road and may result in the entire length of road not being included in the program of works.

Whilst it is considered that the majority of the potential higher priority roads have been included, it is likely that some roads of a high priority will be identified as the assessment of the remainder of the unsealed roads progresses as requests are received.

Each year the priority list of unsealed roads will be reviewed and the indicative program of works amended. The first year of the program will be submitted for adoption by Council and the following years are indicative only and subject to change.

11. Acknowledgements

The Shire of Donnybrook Balingup (the Shire) wishes to thank the Sunshine Cost Council for allowing the Shire to utilise the "Sunshine Coast Council Unsealed Roads Upgrade Plan" to assist with the development of this document.

The Shire wishes to thank all contributors and stakeholders involved in the development of this document.

Appendix 1

Prioritisation Model

Criteria	Score	Description	Weighting
Traffic Volumes *How many vehicles per day utilise the section of road? (Measured via automatic traffic counters)*	5	>125	15
	4	100-125	
	3	75-100	
	2	50-75	
	1	25-50	
	0	<25	
School Bus Routes *Is this section of road on a school bus route?*	5	Yes	10
	0	No	
Crash History (Last 5 Years) *How many reported crashes have occurred on this section of road in the last 5 years? (Obtained from MRWA Crash Analysis Reporting System)*	5	>8	15
	4	7-8	
	3	5-6	
	2	3-4	
	1	1-2	
	0	0	

Strategic Significance *What is the strategic significance of this section of road and does the section of road link to tourist attractions or facilities?*	5	Through road, 2 or more tourist attractions or facilities	15
	4	Through road, 1 tourist attractions or facilities	
	3	Through road, no tourist attractions or facilities	
	2	No through road, 2 or more tourist attractions or facilities	
	1	No through road, 1 tourist attraction or facilities	
	0	No through road	
Existing Road Geometry *What is the existing geometry characteristics of this section of road*?	5	Good horizontal and vertical alignment and >6m width	10
	4	Poor horizontal or vertical alignment and >6m width	
	3	Good horizontal and vertical alignment and 5-6m width	
	2	Poor horizontal or vertical alignment and 5-6m width	
	1	Good horizontal and vertical alignment and <5m width	
	0	Poor horizontal or vertical alignment and <5m width	
Environmental Impact *What is the environmental impact of upgrading this section of road?*	5	None	15
	4	Minor Vegetation Removal (<25% of the length of road requires vegetation removal)	
	3		
	2	Moderate Vegetation Removal (25-50% of the length of road requires vegetation removal)	
	1		
	0	Extensive Vegetation Removal (>50% of the length of road requires vegetation removal)	

Network Significance *Does this section of road provide network connectivity to other roads and is the section of road on the RAV Network?*	5	Links 2 or more existing sealed roads and on the RAV Network	10
	4	Links 2 or more existing sealed roads	
	3	Extends the existing sealed network and on the RAV Network	
	2	Extends the existing sealed network	
	1	Isolated sealed road and on the RAV Network	
	0	Isolated sealed road	
Residential Dwellings and Commercial Businesses *How many residential dwellings and commercial businesses are on this section of road?*	5	>11	10
	4	7-10	
	3	4-6	
	2	1-3	
	1	0	

Appendix 2

Unsealed Road Program of Works



King Spring Road - Site Plan

Existing Sealed Sections of King Spring Road

Existing Gravel Sections of King Spring Road


Parsons Rd
Brookhampton Rd
Foan Rd
BROOKHAMPTON
South Western Hwy
UPPER CAPEL
Langridge Rd
Tassone Rd
Current Locality Boundary
Tenure
New Foan Road Alignment
New SW Highway Alignment
Old SW Highway Alignment
Other Roads/Tracks
0
0.25
0.5 km


New Intersection - Foan Road and South Western Highway
Old Intersection - Foan Road and South Western Highway
DP36383 Lot 50
DP406747 Lot 500
DP406747 Lot 502
DP417240 Lot 43
UPPER CAPEL
BROOKHAMPTON
South Western Hwy
Foan Rd
Langridge Rd
Current Locality Boundary
Tenure
New Foan Road Alignment
New SW Highway Alignment
Old SW Highway Alignment
Other Roads/Tracks
0
75
150 m

SHIRE OF DONNYBROOK/BALINGUP

LOCAL GOVERNMENT ACT 1995

LIST OF ACCOUNTS AUTHORISED AND PAID BY THE CHIEF EXECUTIVE OFFICER IN ACCORDANCE WITH DELEGATION NO. 3.2 AND PRESENTED TO COUNCIL ON 28 JUNE 2023.

SUMMARY:

Bank	*Cheque Number*	*Amount*
Municipal	CCP3403-CCP3410, EFT26111D-EFT26309B, 53752-53756, DD27018, DD27043, DD27063, DD27083, DD27111	$1,474,529.32
Trust		$0.00
Monthly Cheque Totals		**$1,474,529.32**

CERTIFICATION OF MANAGER FINANCE & CORPORATE

This schedule of accounts paid under delegated authority (No 3.1) covering cheques numbered from CCP3403-CCP3410, EFT26111D-EFT26309B, 53752-53756, DD27018, DD27043, DD27063, DD27083, DD27111 totalling $1,474,529.32 is herewith presented to Council. The payments have been checked and are fully supported by vouchers and invoices which have been duly certified as to the goods and the rendition of services, prices and computations and the amounts shown were due for payment.

B Richards 20.06.2023

MANAGER FINANCE & CORPORATE **DATE**

SHIRE OF DONNYBROOK BALINGUP
SCHEDULE OF ACCOUNTS PAID UNDER DELEGATION (NO 3.1) IS PRESENTED FOR PUBLIC INFORMATION
PAYMENTS FROM 1 MAY TO 31 MAY 2023

CHQ/EFT	NAME	DESCRIPTION	AMOUNT
CCP3403	**AMPOL WEST BUSSELTON**	**PAYMENT**	**-$ 123.10**
INVOICE	AMPOL WEST BUSSELTON	DB009 - DCC VEHICLE - FUEL EXPENSES	$ 123.10
CCP3404	**ADOBE SYSTEMS SOFTWARE IRELAND LTD**	**PAYMENT**	**-$ 29.99**
INVOICE	ADOBE SYSTEMS SOFTWARE IRELAND LTD	MONTHLY SUBSCRIPTION TO ADOBE CREATIVE SUITE - INDESIGN SOFTWARE FOR MEDIA & COMMUNICATIONS - 02/04/2023 TO 01/05/2023	$ 29.99
CCP3405	**DONNYBROOK FAMILY BAKERY**	**PAYMENT**	**-$ 75.00**
INVOICE	DONNYBROOK FAMILY BAKERY	MORNING TEA FOR STAFF	$ 75.00
CCP3406	**EVENTBRITE**	**PAYMENT**	**-$ 90.00**
INVOICE	EVENTBRITE	STATE BUDGET LUNCH WITH PREMIER - CEO	$ 90.00
CCP3407	**FELIX MOBILE**	**PAYMENT**	**-$ 35.00**
INVOICE	FELIX MOBILE	SIM SERVICE FOR THE TRANSIT PARK FOR DOOR LOCK ACCESS	$ 35.00
CCP3408	**THE GOOD GUYS DISCOUNT WAREHOUSES (AUSTRALIA) P/L**	**PAYMENT**	**-$ 299.40**
INVOICE	THE GOOD GUYS DISCOUNT WAREHOUSES (AUSTRALIA) P/L	ADMIN - PURCHASE 3 X UNIVERSAL LAPTOP CHARGERS	$ 299.40
CCP3409	**LOCAL GOVERNMENT PROFESSIONALS AUSTRALIA**	**PAYMENT**	**-$ 855.00**
INVOICE	LOCAL GOVERNMENT PROFESSIONALS AUSTRALIA	PROJECT MANAGEMENT ESSENTIALS COURSE (11-12 MAY 2023)	$ 855.00
CCP3410	**SENDGRID**	**PAYMENT**	**-$ 137.89**
INVOICE	SENDGRID	DBK REC CTR - AUTOMATED EMAIL SERVICE LINKED TO ENVIBE LEISURE MANAGEMENT SOFTWARE SYSTEM - 01/04/2023 TO 30/04/2023	$ 137.89
EFT26111D	**WESTNET PTY LTD**	**PAYMENT**	**-$ 520.73**
INVOICE	WESTNET PTY LTD	ADMIN, DBK LIBRARY, DBK DEPOT - INTERNET SERVICE FOR PERIOD 01/05/2023 TO 01/06/2023	$ 520.73
EFT26112	**HARMONIC IT**	**PAYMENT**	**-$ 8,838.50**
INVOICE	HARMONIC IT	IT - SSL CERTIFICATE	$ 374.00
INVOICE	HARMONIC IT	IT SUPPORT AGREEMENT - 60 BLOCK HOURS RENEWAL	$ 8,464.50
EFT26113	**AUSTRALIAN SERVICES UNION WESTERN AUSTRALIAN**	**PAYMENT**	**-$ 25.90**
INVOICE	AUSTRALIAN SERVICES UNION WESTERN AUSTRALIAN	PAYROLL DEDUCTION 19/04/2023	$ 25.90
EFT26114	**AUSTRALIAN COMMUNICATIONS & MEDIA AUTHORITY**	**PAYMENT**	**-$ 114.00**
INVOICE	AUSTRALIAN COMMUNICATIONS & MEDIA AUTHORITY	LAND MOBILE SYSTEM - > 30MHZ - ANNUAL RENEWAL TO 17/05/2024	$ 114.00
EFT26115	**ALL LIFT LIFTING SERVICES**	**PAYMENT**	**-$ 1,163.67**
INVOICE	ALL LIFT LIFTING SERVICES	WORKSHOP SLING REPAIRS AS PER QUOTE 9953	$ 1,163.67
EFT26116	**A&M MEDICAL SERVICES PTY LTD**	**PAYMENT**	**-$ 244.64**
INVOICE	A&M MEDICAL SERVICES PTY LTD	DBK REC CTR - OXYGEN EQUIPMENT CHECK AND TEST	$ 244.64
EFT26117	**ADVANCED TRAFFIC MANAGEMENT (WA) PTY LTD**	**PAYMENT**	**-$ 9,857.10**
INVOICE	ADVANCED TRAFFIC MANAGEMENT (WA) PTY LTD	PROVIDE THREE TRAFFIC CONTROLLERS TWO VEHICLES & PORTABLE TRAFFIC SIGNAL 2 HEADS. TRAFFIC MANAGEMENT SERVICES USING AN ATM GENERIC TGS FOR RURAL ROADS- SITE CUNDINUP - KIRUP ROAD	$ 2,188.45
INVOICE	ADVANCED TRAFFIC MANAGEMENT (WA) PTY LTD	PROVIDE THREE TRAFFIC CONTROLLERS TWO VEHICLES & PORTABLE TRAFFIC SIGNAL 2 HEADS. TRAFFIC MANAGEMENT SERVICES USING AN ATM GENERIC TGS FOR RURAL ROADS- SITE CUNDINUP - KIRUP ROAD	$ 2,103.75
INVOICE	ADVANCED TRAFFIC MANAGEMENT (WA) PTY LTD	PROVIDE THREE TRAFFIC CONTROLLERS TWO VEHICLES & PORTABLE TRAFFIC SIGNAL 2 HEADS. TRAFFIC MANAGEMENT SERVICES USING AN ATM GENERIC TGS FOR RURAL ROADS- SITE CUNDINUP - KIRUP ROAD	$ 1,884.85

SHIRE OF DONNYBROOK BALINGUP
SCHEDULE OF ACCOUNTS PAID UNDER DELEGATION (NO 3.1) IS PRESENTED FOR PUBLIC INFORMATION
PAYMENTS FROM 1 MAY TO 31 MAY 2023

INVOICE	ADVANCED TRAFFIC MANAGEMENT (WA) PTY LTD	PROVIDE THREE TRAFFIC CONTROLLERS TWO VEHICLES & PORTABLE TRAFFIC SIGNAL 2 HEADS. TRAFFIC MANAGEMENT SERVICES USING AN ATM GENERIC TGS FOR RURAL ROADS- SITE CUNDINUP - KIRUP ROAD	$	2,103.75
INVOICE	ADVANCED TRAFFIC MANAGEMENT (WA) PTY LTD	PROVIDE THREE TRAFFIC CONTROLLERS TWO VEHICLES & PORTABLE TRAFFIC SIGNAL 2 HEADS. TRAFFIC MANAGEMENT SERVICES USING AN ATM GENERIC TGS FOR RURAL ROADS- SITE CUNDINUP - KIRUP ROAD	$	1,576.30
EFT26118	**AGTRAC MACHINERY**	**PAYMENT**	**-$**	**1,290.32**
INVOICE	AGTRAC MACHINERY	DB 606 MOWER - SERVICE	$	1,290.32
EFT26119	**BOC LIMITED**	**PAYMENT**	**-$**	**114.51**
INVOICE	BOC LIMITED	DBK DEPOT - ACETYLENE GAS	$	114.51
EFT26120	**BDA TREE LOPPING**	**PAYMENT**	**-$**	**21,975.80**
INVOICE	BDA TREE LOPPING	TREE PRUNING & TRAFFIC MANAGEMENT ALONG CUNDINUP KIRUP ROAD JOB SITE	$	21,975.80
EFT26121	**BUNBURY & BUSSELTON AIR**	**PAYMENT**	**-$**	**625.62**
INVOICE	BUNBURY & BUSSELTON AIR	DBK REC CTR - QUATERLY SERVICE OF AIR HANDLING UNITS - MARCH	$	625.62
EFT26122	**BLAZEAID INC**	**PAYMENT**	**-$**	**5,000.00**
INVOICE	BLAZEAID INC	BLAZEAID CAMP SET UP FEE	$	5,000.00
EFT26123	**KIM PHILLIP BENZIE**	**PAYMENT**	**-$**	**760.00**
INVOICE	KIM PHILLIP BENZIE	RELOCATION ALLOWANCE DURING SHERP REFURBISHMENT - APRIL/MAY 2023	$	760.00
EFT26124	**COCA COLA AMATIL (AUST) P/L**	**PAYMENT**	**-$**	**379.31**
INVOICE	COCA COLA AMATIL (AUST) P/L	DBK REC CTR - KIOSK STOCK, PUMP WATER BOTTLES, POWERADE BERRY, POWERADE MOUNTAIN BLAST, POWERADE BLACKBERRY, COCA COLA CANS, COCA COLA ZERO CANS	$	379.31
EFT26125	**CLIFFORD AUTO REPAIRS**	**PAYMENT**	**-$**	**1,069.25**
INVOICE	CLIFFORD AUTO REPAIRS	STANDARD VEHICLE SERVICE OF DB2222	$	649.25
INVOICE	CLIFFORD AUTO REPAIRS	DB346 BUILDING SURVEYOR UTE - 70K VEHICLE SERVICE	$	420.00
EFT26126	**CARPET COURT FLOORING CENTRES**	**PAYMENT**	**-$**	**1,270.50**
INVOICE	CARPET COURT FLOORING CENTRES	DONNYBROOK MEMORIAL HALL - AFFINITY OBSIDIAN ROLLER BLINDS, BALINGUP LESSER HALL - AFFINITY OBSIDIAN ROLLER BLINDS	$	946.00
INVOICE	CARPET COURT FLOORING CENTRES	LANGLEY VILLAS UNIT 5 - SUPPLY AND INSTALL BLOCKOUT BLIND TO FRONT LOUNGE ROOM WINDOW	$	324.50
EFT26127	**CHARLES CVILIKAS**	**PAYMENT**	**-$**	**760.00**
INVOICE	CHARLES CVILIKAS	RELOCATION ALLOWANCE DURING SHERP REFURBISHMENT - APRIL/MAY 2023	$	760.00
EFT26128	**COMMERCIAL AQUATICS AUSTRALIA**	**PAYMENT**	**-$**	**5,390.00**
INVOICE	COMMERCIAL AQUATICS AUSTRALIA	DBK REC CTR - SUPPLY AND INSTALL NEW HEATING PUMP TO POOL	$	5,390.00
EFT26129	**CONNECT CALL CENTRE SERVICES**	**PAYMENT**	**-$**	**304.48**
INVOICE	CONNECT CALL CENTRE SERVICES	AFTER HOURS CALL SERVICE - WORKS & SERVICES, PARKS & GARDENS, RANGERS - MARCH 2023	$	304.48
EFT26130	**DONNYBROOK NEWSAGENCY**	**PAYMENT**	**-$**	**66.87**
INVOICE	DONNYBROOK NEWSAGENCY	GOODBYE AND FAREWELL CARD X5 FOR THE DEPARTING PERSONNEL	$	47.87
INVOICE	DONNYBROOK NEWSAGENCY	ADMIN/OFFICE PUBLICATIONS SUPPLIED FOR THE MONTH OF MARCH 2023	$	19.00
EFT26131	**DONNYBROOK HARDWARE & GARDEN**	**PAYMENT**	**-$**	**728.48**
INVOICE	DONNYBROOK HARDWARE & GARDEN	BLN P&G - PVC WALL PLUGS, SCREWS	$	8.95
INVOICE	DONNYBROOK HARDWARE & GARDEN	P&G - EASY WETTA GRANULES 10KG X 4	$	99.96
INVOICE	DONNYBROOK HARDWARE & GARDEN	P&G - AQUADHERE	$	14.95
INVOICE	DONNYBROOK HARDWARE & GARDEN	P&G - DIGITAL TAP CONTROLLER	$	100.80

SHIRE OF DONNYBROOK BALINGUP
SCHEDULE OF ACCOUNTS PAID UNDER DELEGATION (NO 3.1) IS PRESENTED FOR PUBLIC INFORMATION
PAYMENTS FROM 1 MAY TO 31 MAY 2023

INVOICE	DONNYBROOK HARDWARE & GARDEN	JAYES RD - KWIKSET X 2	$	17.70
INVOICE	DONNYBROOK HARDWARE & GARDEN	P&G - SEAWEED TONIC, EZI WETTA GRANULES, ORGANIC 2000	$	59.90
INVOICE	DONNYBROOK HARDWARE & GARDEN	P&G - LANDSCAPING PLANTS	$	33.95
INVOICE	DONNYBROOK HARDWARE & GARDEN	WADE RD - KWIKSET X 4	$	35.40
INVOICE	DONNYBROOK HARDWARE & GARDEN	P&G - CABLE TIES, SHACKLES	$	9.00
INVOICE	DONNYBROOK HARDWARE & GARDEN	DBK COMMUNITY CTR - FAUCET ELBOW	$	1.90
INVOICE	DONNYBROOK HARDWARE & GARDEN	BRIDGES - SINGLE & DOUBLE PULLEYS, NUTS & BOLTS, DRILL BIT SET, NUT DRIVER BIT SET	$	45.75
INVOICE	DONNYBROOK HARDWARE & GARDEN	P&G - MICRO SPRAYERS, CLAMPS	$	10.29
INVOICE	DONNYBROOK HARDWARE & GARDEN	EGAN ST - KWIKSET, EGAN ST - 9 PCE SAFETY KNIFE & CARTON CUTTER	$	21.80
INVOICE	DONNYBROOK HARDWARE & GARDEN	HAY - OATEN COMPRESSED FOR IMPOUNDED SHEEP - RANGERS DEPT	$	20.50
INVOICE	DONNYBROOK HARDWARE & GARDEN	DBK CEMETERY - SOUDAL SEALER	$	25.50
INVOICE	DONNYBROOK HARDWARE & GARDEN	UPPER CAPEL RD - EXTRA LONG MEASURING TAPE, MARKERS	$	88.73
INVOICE	DONNYBROOK HARDWARE & GARDEN	P&G - ORGANIC 2000, ROSE FERTILISER	$	67.15
INVOICE	DONNYBROOK HARDWARE & GARDEN	P&G - HEAVY DUTY SECATEURS	$	66.25
EFT26132	**DONNYBROOK BUTCHERS**	**PAYMENT**	**-$**	**714.12**
INVOICE	DONNYBROOK BUTCHERS	2023 COVID SAFE AUSTRALIA DAY EVENT - 250 BBQ SAUSAGES AND 300 RASHERS BACON	$	714.12
EFT26133	**DONNYBROOK & DISTRICTS PLUMBING SERVICE**	**PAYMENT**	**-$**	**1,177.00**
INVOICE	DONNYBROOK & DISTRICTS PLUMBING SERVICE	UNBLOCK TOILETS IN THE MAIN STREET	$	165.00
INVOICE	DONNYBROOK & DISTRICTS PLUMBING SERVICE	REPAIR PUMP AND CLEAN SEPTIC AT MEMORIAL PARK IN KIRUP	$	880.00
INVOICE	DONNYBROOK & DISTRICTS PLUMBING SERVICE	MINNINUP COTTAGES - UNIT 2 - PLUMBING REPAIRS TO KITCHEN TAP	$	132.00
EFT26134	**DONNYBROOK FAMILY BAKERY**	**PAYMENT**	**-$**	**76.00**
INVOICE	DONNYBROOK FAMILY BAKERY	CITIZENSHIP CEREMONY CATERING - 27/04/2023	$	76.00
EFT26135	**DONNYBROOK TYRE SERVICE**	**PAYMENT**	**-$**	**1,200.00**
INVOICE	DONNYBROOK TYRE SERVICE	DB346 BUILDING SURVEYOR UTE - 4 x REPLACEMENT TYRES, BOOKED 13.04.23 2PM	$	1,200.00
EFT26136	**DONNYBROOK DISTRICT HIGH SCHOOL**	**PAYMENT**	**-$**	**1,193.88**
INVOICE	DONNYBROOK DISTRICT HIGH SCHOOL	DBK LBRY - SHARED OPERATING EXPENSES - ELECTRICITY JAN TO APR 2023	$	1,193.88
EFT26137	**GRUMPY GNOME GARDEN SUPPLIES**	**PAYMENT**	**-$**	**320.00**
INVOICE	GRUMPY GNOME GARDEN SUPPLIES	P&G - BLACK MULCH AROUND WAR MEMORIALS	$	240.00
INVOICE	GRUMPY GNOME GARDEN SUPPLIES	P&G - LANDSCAPING MULCH	$	80.00
EFT26138	**DONNYBROOK MOTEL**	**PAYMENT**	**-$**	**84,370.00**
INVOICE	DONNYBROOK MOTEL	SHERP - RELOCATION - MINNINUP RESIDENTS 5 X SINGLE UNIT ACCOMMODATION DURING RENOVATION	$	84,370.00
EFT26139	**DE LAGE LANDEN PTY LTD**	**PAYMENT**	**-$**	**670.12**
INVOICE	DE LAGE LANDEN PTY LTD	LEASE EXPENSES FOR PERIOD 22/04/2023 TO 21/05/2023 - CISCO CATALYST L3 STACKING SWITCHES INCLUDING ACCESSORIES, SUPPORT & LICENSES X 3	$	670.12
EFT26140	**DBCEC (WA) PTY LTD**	**PAYMENT**	**-$**	**2,997.50**
INVOICE	DBCEC (WA) PTY LTD	DIGGER HIRE FOR DIGGING OF GRAVE AT DONNYBROOK CEMETERY - APRIL 2023 - APPROX 2 DAY HIRE	$	550.00
INVOICE	DBCEC (WA) PTY LTD	REPAIR DRIVEWAYS ALONG UPPER CAPEL ROAD WORK SITE	$	2,447.50
EFT26141	**DONNYBROOK MENS SHED (INC)**	**PAYMENT**	**-$**	**50.00**
INVOICE	DONNYBROOK MENS SHED (INC)	COUNCILLOR NAME PLATES X 8	$	50.00
EFT26142	**RAE VICTORIA DYER**	**PAYMENT**	**-$**	**796.50**

SHIRE OF DONNYBROOK BALINGUP
SCHEDULE OF ACCOUNTS PAID UNDER DELEGATION (NO 3.1) IS PRESENTED FOR PUBLIC INFORMATION
PAYMENTS FROM 1 MAY TO 31 MAY 2023

INVOICE	RAE VICTORIA DYER	RATES REFUND	$	796.50
EFT26143	**JOHN EDWARD DENT**	**PAYMENT**	**-$**	**760.00**
INVOICE	JOHN EDWARD DENT	RELOCATION ALLOWANCE DURING SHERP REFURBISHMENT - APRIL/MAY 2023	$	760.00
EFT26144	**DONNYBROOK FAMILY DOCTORS**	**PAYMENT**	**-$**	**149.00**
INVOICE	DONNYBROOK FAMILY DOCTORS	APPOINTMENT TO FLUSH WIRE FROM STAFF MEMBERS EYE	$	149.00
EFT26145	**ELECTSALES**	**PAYMENT**	**-$**	**445.50**
INVOICE	ELECTSALES	PRESTON VILLAGE - UNIT 10 - 1 X WESTINGHOUSE 60CM ELECTRIC CERAMIC TOP	$	445.50
EFT26146	**EHO CONSULTING AUSTRALIA PTY LTD**	**PAYMENT**	**-$**	**4,376.57**
INVOICE	EHO CONSULTING AUSTRALIA PTY LTD	TEMPORARY APPOINTMENT OF CONSULTANT ENVIRONMENTAL HEALTH SERVICES - 4 WEEKS AT 20 HOURS PER WEEK COMMENCING 11/04/2023 - 12/04/2023 TO 20/04/2023	$	4,376.57
EFT26147	**JENNIFER HELEN SMITH**	**PAYMENT**	**-$**	**285.00**
INVOICE	JENNIFER HELEN SMITH	WREATH FOR ANZAC DAY SERVICES AT DONNYBROOK, KIRUP AND MULLALYUP	$	285.00
EFT26148	**GARMIN**	**PAYMENT**	**-$**	**60.00**
INVOICE	GARMIN	MESSENGER AND GPS DEVICE SATELLITE SUBSCRIPTION FOR 14/04/2023 TO 13/05/2023	$	60.00
EFT26149	**SHIRE OF HARVEY**	**PAYMENT**	**-$**	**7,450.29**
INVOICE	SHIRE OF HARVEY	CONTRIBUTION TO THE WASTE CONTRACT CONSULTANCY SERVICES (TWP22214) STAGE 3	$	7,450.29
EFT26150	**ACUMENTIS**	**PAYMENT**	**-$**	**660.00**
INVOICE	ACUMENTIS	PRESTON RETIREMENT VILLAGE - UNIT 12 - UNDERTAKE VALUATION TO PREPARE FOR SALE	$	660.00
EFT26151	**HASTIE WASTE PTY LTD**	**PAYMENT**	**-$**	**38,663.28**
INVOICE	HASTIE WASTE PTY LTD	SOUTH WEST HWY - SERVICING OF FRONTLIFT WASTE BIN FOR MONTH OF MARCH 2023	$	180.00
INVOICE	HASTIE WASTE PTY LTD	CLIFFORD ST - SERVICING OF FRONTLIFT WASTE BIN FOR MONTH OF MARCH 2023	$	180.00
INVOICE	HASTIE WASTE PTY LTD	9M³ SKIP BIN AT MINNINUP COTTAGES - 122 SOUTH WESTERN HIGHWAY DONNYBROOK	$	450.00
INVOICE	HASTIE WASTE PTY LTD	DONNYBROOK WASTE MANAGEMENT FACILITY - EMPTY FRONTLIFT RECYCLING BINS - APRIL 2023	$	312.00
INVOICE	HASTIE WASTE PTY LTD	DWMF - WEEKLY CARDBOARD RECYCLING SERVICE - APRIL 2023	$	860.00
INVOICE	HASTIE WASTE PTY LTD	CLIFFORD ST - SERVICING OF FRONTLIFT WASTE BIN FOR MONTH OF APRIL 2023	$	90.00
INVOICE	HASTIE WASTE PTY LTD	SOUTH WEST HWY - SERVICING OF FRONTLIFT WASTE BIN FOR MONTH OF APRIL 2023	$	90.00
INVOICE	HASTIE WASTE PTY LTD	BALINGUP TRANSFER STATION - MANAGEMENT - APRIL 2023	$	12,625.06
INVOICE	HASTIE WASTE PTY LTD	DBK WATE MANAGEMENT FACILITY - MANAGEMENT - APRIL 2023	$	23,876.22
EFT26152	**SKIPPERS PLUMBING SERVICES**	**PAYMENT**	**-$**	**566.83**
INVOICE	SKIPPERS PLUMBING SERVICES	MINNINUP COTTAGES UNIT 11 - HOT WATER UNIT - REPLACE BROKEN HWU	$	566.83
EFT26153	**BRONWYN ELIZABETH HODGSON**	**PAYMENT**	**-$**	**164.99**
INVOICE	BRONWYN ELIZABETH HODGSON	REIMBURSE CANVA SUBSCRIPTION	$	164.99
EFT26154	**HARDY SPICER**	**PAYMENT**	**-$**	**104.90**
INVOICE	HARDY SPICER	DB4517 GRADER - NEW HOSES	$	104.90
EFT26155	**SANDRA ELLEN HEYWORTH**	**PAYMENT**	**-$**	**760.00**
INVOICE	SANDRA ELLEN HEYWORTH	RELOCATION ALLOWANCE DURING SHERP REFURBISHMENT - APRIL/MAY 2023	$	760.00
EFT26156	**JASON SIGNMAKERS**	**PAYMENT**	**-$**	**208.26**
INVOICE	JASON SIGNMAKERS	PROVIDE DIEBACK SIGNAGE FOR BALINGUP RACECOURSE FLORAL RESERVE AS PER QUOTE 32900	$	208.26
EFT26157	**RUSSELL JOHN JONES**	**PAYMENT**	**-$**	**58.00**
INVOICE	RUSSELL JOHN JONES	REIMBURSE PHONE ALLOWANCE - MARCH 2023	$	58.00

SHIRE OF DONNYBROOK BALINGUP
SCHEDULE OF ACCOUNTS PAID UNDER DELEGATION (NO 3.1) IS PRESENTED FOR PUBLIC INFORMATION
PAYMENTS FROM 1 MAY TO 31 MAY 2023

EFT26158	**JONNO'S HANDYMAN AND CARPENTRY SERVICES**	**PAYMENT**	**-$**	**2,930.00**
INVOICE	JONNO'S HANDYMAN AND CARPENTRY SERVICES	PRESTON VILLAGE - UNIT 6 - REMOVE AND REPLACE FOLDING CLOTHESLINE	$	550.00
INVOICE	JONNO'S HANDYMAN AND CARPENTRY SERVICES	PRESTON VILLAGE - UNIT 5 - REMOVE AND REPLACE FOLDING CLOTHESLINE	$	550.00
INVOICE	JONNO'S HANDYMAN AND CARPENTRY SERVICES	PRESTON RETIREMENT VILLAGE - UNIT 5 - REMOVE SHELF AND SUPPORTS IN LAUNDRY CUPBOARD, REMOVE TOWEL RAIL IN LAUNDRY NEAR WASHING MACHINE AREA NOT ORIGINAL, REMOVE ALL CURTAINS AND TRACKS THROUGHOUT UNIT (LEAVE BLINDS), REMOVE VERTICAL BLINDS IN KITCHEN AND LOUNGE AREA (TO BE REPLACED), REPLACE CUTLERY DRAW, POWERWASH EXTERNAL PAVING, COBWEB AND GENERAL CLEAN OUTSIDE	$	1,830.00
EFT26159	**KMART SOUTH BUNBURY - 1187**	**PAYMENT**	**-$**	**144.00**
INVOICE	KMART SOUTH BUNBURY - 1187	DBK REC CTR - CRECHE STATIONARY AND OTHER CRAFT SUPPLIES	$	144.00
EFT26160	**KEEN BOYS TRANSPORT PTY LTD**	**PAYMENT**	**-$**	**665.00**
INVOICE	KEEN BOYS TRANSPORT PTY LTD	W&S - HR DRIVING LESSON AND ASESSMENT	$	665.00
EFT26161	**LIVING SPRINGS**	**PAYMENT**	**-$**	**190.00**
INVOICE	LIVING SPRINGS	ADMIN OFFICE/CHAMBER - 15 LTR BOTTLED SPRINGWATER, ADMIN OFFICE/CHAMBER - ANNUAL WATER COOLER RENTAL 01/04/2023 TO 31/03/2023	$	190.00
EFT26162	**SOUTH WEST LOCKSMITHS**	**PAYMENT**	**-$**	**133.43**
INVOICE	SOUTH WEST LOCKSMITHS	DBK CRC (STATION MASTERS HOUSE) - REPAIR/REPLACE, IF REQUIRED, NIGHT LATCH TO FRONT DOOR	$	133.43
EFT26163	**MJB INDUSTRIES PTY LTD**	**PAYMENT**	**-$**	**26,465.62**
INVOICE	MJB INDUSTRIES PTY LTD	UPPER CAPEL RD - SUPPLY OF CONCRETE DRAINAGE PRODUCTS	$	9,087.34
INVOICE	MJB INDUSTRIES PTY LTD	CUNDINUP KIRUP RD - STAGE 1 - CONCRETE DRAINAGE PRODUCTS, 300MM & 375MM DIA PIPE & HW	$	15,520.07
INVOICE	MJB INDUSTRIES PTY LTD	LITTLE RD - 2 X DOUBLE 375 HEADWALLS FOR ROAD CONSTRUCTION WORKS	$	1,858.21
EFT26164	**MICROSOFT REGIONAL SALES CORPORATION**	**PAYMENT**	**-$**	**1,872.85**
INVOICE	MICROSOFT REGIONAL SALES CORPORATION	MICROSOFT EMAIL SERVICE MONTHLY PAYMENT 26/03/2023 TO 25/04/2023, OFFICE 365 BUSINESS PREMIUM & EXCHANGE ONLINE	$	54.45
INVOICE	MICROSOFT REGIONAL SALES CORPORATION	MICROSOFT EMAIL SERVICE MONTHLY PAYMENT 26/03/2023 TO 25/04/2023, OFFICE 365 BUSINESS PREMIUM & EXCHANGE ONLINE	$	36.30
INVOICE	MICROSOFT REGIONAL SALES CORPORATION	MICROSOFT EMAIL SERVICE MONTHLY PAYMENT 26/03/2023 TO 25/04/2023, OFFICE 365 BUSINESS PREMIUM & EXCHANGE ONLINE	$	1,782.10
EFT26165	**NEVERFAIL SPRINGWATER LIMITED**	**PAYMENT**	**-$**	**274.25**
INVOICE	NEVERFAIL SPRINGWATER LIMITED	DBK REC CTR - 15 LTR BOTTLED SPRINGWATER SUPPLY	$	274.25
EFT26166	**NORDIC FITNESS EQUIPMENT**	**PAYMENT**	**-$**	**492.61**
INVOICE	NORDIC FITNESS EQUIPMENT	DBK REC CTR - 5X PAIRS OF 1KG DUMBELLS, 5X COMMERCIAL EXERCISE MAT, SHIPPING	$	492.61
EFT26167	**OFFICEWORKS**	**PAYMENT**	**-$**	**112.53**
INVOICE	OFFICEWORKS	ADMIN STATIONERY - STICKY TAPE, DIARY, WHITEBOARD MARKERS ASSORTED 4 PACK, PINE O CLEEN SURFACE WIPES, PENS, SCISSORS	$	112.53
EFT26168	**PRESTON VALLEY MAINTENANCE**	**PAYMENT**	**-$**	**3,542.00**
INVOICE	PRESTON VALLEY MAINTENANCE	CEMETERY MAINTENANCE - SPREAD MULCH AROUND NEW FOOTPATH	$	396.00
INVOICE	PRESTON VALLEY MAINTENANCE	LANGLEY VILLAS - UNIT 5 - REPLACE CLOTHES LINE AND HOSE REEL	$	396.00
INVOICE	PRESTON VALLEY MAINTENANCE	MINNINUP COTTAGES - REMOVAL OF FURNITURE AND RUBBISH FROM UNITS AND TRANSFER TO SKIP BINS	$	132.00
INVOICE	PRESTON VALLEY MAINTENANCE	MOVE OFFICE FURNITURE IN ADMIN BUILDING AND RELOCATE TO SES BUILDING	$	110.00
INVOICE	PRESTON VALLEY MAINTENANCE	PRESTON VILLAGE - UNIT 7 - REPAIRS TO CEILING ON GARAGE	$	374.00

SHIRE OF DONNYBROOK BALINGUP
SCHEDULE OF ACCOUNTS PAID UNDER DELEGATION (NO 3.1) IS PRESENTED FOR PUBLIC INFORMATION
PAYMENTS FROM 1 MAY TO 31 MAY 2023

INVOICE	PRESTON VALLEY MAINTENANCE	MAIN ADMIN BUILDING, EXTEND OFFICE PARTITION INTO WINDOW REVEAL (PLANNING OFFICES SHARED WALL)	$	275.00
INVOICE	PRESTON VALLEY MAINTENANCE	MAIN ADMIN BUILDING, CUT AND REMOVE THRESHOLD (TRIP HAZARD) INTO COMMUNITY ENGAGEMENT OFFICE	$	132.00
INVOICE	PRESTON VALLEY MAINTENANCE	PRESTON RETIREMENT VILLAGE - UNIT 6, REPAIRS TO CEILINGS IN COURTYARD AND WARDROBE & REPAIRS TO GUTTERS AND INSTALL NEW DRAINPIPE	$	1,529.00
INVOICE	PRESTON VALLEY MAINTENANCE	REPAIR TO TOILET LOCK IN MALE TOILETS ON MAIN STREET AND REPAIR OF PAVERS OUTSIDE VISITOR CENTRE	$	198.00
EFT26169	**PFD FOOD SERVICE PTY LTD**	**PAYMENT**	**-$**	**432.65**
INVOICE	PFD FOOD SERVICE PTY LTD	DBK REC CTR - ICE CREAM PURCHASES FOR KIOSK SALES	$	432.65
EFT26170	**PRIME INDUSTRIAL PRODUCTS**	**PAYMENT**	**-$**	**298.78**
INVOICE	PRIME INDUSTRIAL PRODUCTS	MUMBALLUP BFB - RIGGERS GLOVES	$	298.78
EFT26171	**BELINDA MARIE RICHARDS**	**PAYMENT**	**-$**	**39.95**
INVOICE	BELINDA MARIE RICHARDS	REIMBURSE INTERNET EXPENSES - MAY 2023	$	39.95
EFT26172	**GRACE RECORDS MANAGEMENT**	**PAYMENT**	**-$**	**300.96**
INVOICE	GRACE RECORDS MANAGEMENT	TUIA LODGE RECORDS STORAGE - JUNE 2022 TO FEBRUARY 2023 - JUNE 2022	$	33.44
INVOICE	GRACE RECORDS MANAGEMENT	TUIA LODGE RECORDS STORAGE - JUNE 2022 TO FEBRUARY 2023 - JULY 2022	$	33.44
INVOICE	GRACE RECORDS MANAGEMENT	TUIA LODGE RECORDS STORAGE - JUNE 2022 TO FEBRUARY 2023 - AUG 2022	$	33.44
INVOICE	GRACE RECORDS MANAGEMENT	TUIA LODGE RECORDS STORAGE - JUNE 2022 TO FEBRUARY 2023 - SEPT 2022	$	33.44
INVOICE	GRACE RECORDS MANAGEMENT	TUIA LODGE RECORDS STORAGE - JUNE 2022 TO FEBRUARY 2023 - OCT 2022	$	33.44
INVOICE	GRACE RECORDS MANAGEMENT	TUIA LODGE RECORDS STORAGE - JUNE 2022 TO FEBRUARY 2023 - NOV 2022	$	33.44
INVOICE	GRACE RECORDS MANAGEMENT	TUIA LODGE RECORDS STORAGE - JUNE 2022 TO FEBRUARY 2023 - DEC 2022	$	33.44
INVOICE	GRACE RECORDS MANAGEMENT	TUIA LODGE RECORDS STORAGE - JUNE 2022 TO FEBRUARY 2023 - JAN 2023	$	33.44
INVOICE	GRACE RECORDS MANAGEMENT	TUIA LODGE RECORDS STORAGE - JUNE 2022 TO FEBRUARY 2023 - FEB 2023	$	33.44
EFT26173	**RCH CONSULTING**	**PAYMENT**	**-$**	**3,507.00**
INVOICE	RCH CONSULTING	CONSULTANCY SERVICES IN ACCORDANCE WITH RFQ 310	$	3,507.00
EFT26174	**SPENCER SIGNS**	**PAYMENT**	**-$**	**1,681.35**
INVOICE	SPENCER SIGNS	DBK REC CTR - SWIMMING POOL CONDITIONS OF ENTRY SIGN	$	363.00
INVOICE	SPENCER SIGNS	DONNYBROOK TRANSIT PARK SIGNS X 2 & 1 X ADDITIONAL DONNYBROOK TRANSIT PARK SIGNS	$	1,318.35
EFT26175	**STEWART & HEATON CLOTHING CO. P/L**	**PAYMENT**	**-$**	**152.56**
INVOICE	STEWART & HEATON CLOTHING CO. P/L	LEMC - TABBARDS	$	152.56
EFT26176	**BUNBURY TRUCKS**	**PAYMENT**	**-$**	**520.72**
INVOICE	BUNBURY TRUCKS	ENGINE OIL FILTERS AND SUMP PLUG WASHER, ENGINE OIL FILTERS AND SUMP PLUG WASHER, ENGINE OIL FILTERS AND SUMP PLUG WASHER	$	520.72
EFT26177	**STATEWIDE BEARINGS**	**PAYMENT**	**-$**	**19.80**
INVOICE	STATEWIDE BEARINGS	DB271 SWEEPER - BEARING 6203	$	9.90
INVOICE	STATEWIDE BEARINGS	DB271 SWEEPER - BEARING 6203 - BACKORDER	$	9.90
EFT26178	**SIGMA CHEMICALS**	**PAYMENT**	**-$**	**495.00**
INVOICE	SIGMA CHEMICALS	DBK REC CTR - PALINTEST PHOTOMETER SERVICE	$	495.00
EFT26179	**SOUTH WEST CLEANING**	**PAYMENT**	**-$**	**8,137.00**
INVOICE	SOUTH WEST CLEANING	PUBLIC TOILET FACILITIES AND BARBECUE CLEANING AS PER RFQ304 12TH JANUARY 2023 UNTIL 30TH JUNE 2023 - MARCH 2023	$	8,137.00

SHIRE OF DONNYBROOK BALINGUP
SCHEDULE OF ACCOUNTS PAID UNDER DELEGATION (NO 3.1) IS PRESENTED FOR PUBLIC INFORMATION
PAYMENTS FROM 1 MAY TO 31 MAY 2023

EFT26180	**SOUTHWEST ELECTRICAL & COMMUNICATION**	**PAYMENT**	**-$**	**187.00**
INVOICE	SOUTHWEST ELECTRICAL & COMMUNICATION	BALINGUP TRANSIT PARK - REPAIR OF CARAVAN SITE FAULTY GPO	$	187.00
EFT26181	**KIRA JO STRANGE**	**PAYMENT**	**-$**	**94.36**
INVOICE	KIRA JO STRANGE	DB463 P/PLANNER - FUEL EXPENSES	$	94.36
EFT26182	**SOUTH WEST AUDIO VISUAL**	**PAYMENT**	**-$**	**1,320.00**
INVOICE	SOUTH WEST AUDIO VISUAL	VC MITCHELL PARK AUDIO VISUAL SYSTEM DESIGN - DESIGN PHASE 1	$	1,320.00
EFT26183	**SPENCER MOTORS**	**PAYMENT**	**-$**	**356.47**
INVOICE	SPENCER MOTORS	DB8250 - DO VEHICLE - STANDARD VEHICLE SERVICE	$	356.47
EFT26184	**TELSTRA - MELBOURNE ACCOUNTS**	**PAYMENT**	**-$**	**1,605.58**
INVOICE	TELSTRA - MELBOURNE ACCOUNTS	SHIRE MONTHLY MOBILE AND DATA PLANS	$	382.62
INVOICE	TELSTRA - MELBOURNE ACCOUNTS	TELEPHONE - ARGYLE/IRISHTOWN BFB	$	42.20
INVOICE	TELSTRA - MELBOURNE ACCOUNTS	SHIRE MONTHLY MOBILE AND DATA PLANS	$	1,180.76
EFT26185	**TOTALLY WORKWEAR**	**PAYMENT**	**-$**	**330.00**
INVOICE	TOTALLY WORKWEAR	2022-23 STAFF CORPPORATE UNIFORM	$	330.00
EFT26186	**TEAM GLOBAL EXPRESS PTY LTD**	**PAYMENT**	**-$**	**15.69**
INVOICE	TEAM GLOBAL EXPRESS PTY LTD	ADMIN - PHOTOCOPIER SUPPLIES - FREIGHT EXPENSES	$	15.69
EFT26187	**TALIS DELIVERING SOLUTIONS**	**PAYMENT**	**-$**	**346.50**
INVOICE	TALIS DELIVERING SOLUTIONS	PROVISION OF RAMM UPDATE AND OTHER DATA SUPPORT SERVICES TO 30 JUNE 2023	$	346.50
EFT26188	**THE PRINT SHOP BUNBURY**	**PAYMENT**	**-$**	**370.65**
INVOICE	THE PRINT SHOP BUNBURY	DBK REC CTR - FOLDED BROCHURES FOR THE RECREATION CENTRE	$	370.65
EFT26189	**TOWNSMORE INVESTMENT TRUST**	**PAYMENT**	**-$**	**1,914.00**
INVOICE	TOWNSMORE INVESTMENT TRUST	VC MITCHELL - DESIGN & DEVELOPMENT CONSULTANCY SERVICES	$	1,914.00
EFT26190	**VOGUE FURNITURE**	**PAYMENT**	**-$**	**1,775.00**
INVOICE	VOGUE FURNITURE	ADMIN - REPLACEMENT WL ODYSSEY MANAGER'S CHAIR, ADMIN - 2 X REPLACEMENT OPAL MAXI OFFICE CHAIR & DELIVERY COSTS	$	1,775.00
EFT26191	**WATER CORPORATION - ACCOUNTS**	**PAYMENT**	**-$**	**9,980.16**
INVOICE	WATER CORPORATION - ACCOUNTS	WATER - BALINGUP STANDPIPE 07/02/2023 TO 04/04/2023	$	4,298.29
INVOICE	WATER CORPORATION - ACCOUNTS	WATER - JIM MCDONALD OVAL KIRUP 08/02/2023 TO 04/04/2023	$	13.99
INVOICE	WATER CORPORATION - ACCOUNTS	WATER - DONNYBROOK RECREATION CENTRE 10/02/2023 TO 06/04/2023	$	2,258.59
INVOICE	WATER CORPORATION - ACCOUNTS	DONNYBROOK STANDPIPE - WATER SERVICE CHARGES 09/02/2023 TO 30/03/2023	$	3,409.29
EFT26192	**SYNERGY**	**PAYMENT**	**-$**	**12,744.18**
INVOICE	SYNERGY	ELECTRICITY - STREET LIGHTING 25/01/2023 TO 24/03/2023	$	6,980.31
INVOICE	SYNERGY	ELECTRICITY - RAC CHARGING STATION 21/03/2023 TO 17/04/2023	$	87.02
INVOICE	SYNERGY	ELECTRICITY - ADMINISTRATION CENTRE 21/03/2023 TO 17/04/2023	$	527.77
INVOICE	SYNERGY	ELECTRICITY - BALINGUP HALL (AND LIBRARY) 15/02/2023 TO 18/04/2023	$	177.18
INVOICE	SYNERGY	ELECTRICITY - KIRUP HALL 11/02/2023 TO 18/04/2023	$	95.67
INVOICE	SYNERGY	ELECTRICITY - ESL EXPENDITURE - MULLALYUP BFB 14/02/2023 TO 18/04/2023	$	201.28
INVOICE	SYNERGY	ELECTRICITY - STANDPIPE - MARSHALL RD - ARGYLE/IRISHTOWN BFB 15/02/2023 TO 14/04/2023	$	116.50
INVOICE	SYNERGY	ELECTRICITY - BALINGUP OVAL 15/03/2023 TO 16/04/2023	$	874.67
INVOICE	SYNERGY	ELECTRICITY - PIONEER PARK MULLALYUP 11/02/2023 TO 18/04/2023	$	130.39

SHIRE OF DONNYBROOK BALINGUP
SCHEDULE OF ACCOUNTS PAID UNDER DELEGATION (NO 3.1) IS PRESENTED FOR PUBLIC INFORMATION
PAYMENTS FROM 1 MAY TO 31 MAY 2023

INVOICE	SYNERGY	ELECTRICITY - MEMORIAL RSL PARK, KIRUP 11/02/2023 TO 18/04/2023	$	195.66
INVOICE	SYNERGY	ELECTRICITY - VC MITCHELL PARK 22/02/2023 TO 18/04/2023	$	109.84
INVOICE	SYNERGY	ELECTRICITY - ESL EXPENDITURE - BALINGUP BFB 14/02/2023 TO 19/04/2023	$	192.96
INVOICE	SYNERGY	ELECTRICITY - DONNYBROOK RECREATION CENTRE - 21/03/2023 TO 17/04/2023	$	2,451.16
INVOICE	SYNERGY	ELECTRICITY - LANGLEY VILLAS UNIT 3 25/03/2023 TO 18/04/2023	$	83.99
INVOICE	SYNERGY	ELECTRICITY - TRIGWELL PLACE / APEX PARK 01/02/2023 TO 31/03/2023	$	183.27
INVOICE	SYNERGY	ELECTRICITY - LIONS CLUB BUILDING 16/02/2023 TO 03/04/2023	$	219.15
INVOICE	SYNERGY	ELECTRICITY - VICTORY LANE 02/02/2023 TO 03/04/2023	$	117.36
EFT26193	**WA LOCAL GOVERNMENT ASSOCIATION**	**PAYMENT**	**-$**	**1,861.50**
INVOICE	WA LOCAL GOVERNMENT ASSOCIATION	WALGA BREAKFAST WITH HEAD OF AGENCIES - OCTOBER 3, 2022	$	140.00
INVOICE	WA LOCAL GOVERNMENT ASSOCIATION	TRAINING - THE ROLE OF MAYORS AND PRESIDENTS	$	434.50
INVOICE	WA LOCAL GOVERNMENT ASSOCIATION	REFUND SHORT COURSE BOOKING - RECOVERY COORDINATORS COURSE OCT 2022	-$	990.00
INVOICE	WA LOCAL GOVERNMENT ASSOCIATION	REFUND SHORT COURSE BOOKING - RECOVERY COORDINATORS COURSE OCT 2022	-$	990.00
INVOICE	WA LOCAL GOVERNMENT ASSOCIATION	RECOVERY CO-ORDINATORS COURSE FOR LG (4 - 5 MAY 2023) - CEO	$	1,089.00
INVOICE	WA LOCAL GOVERNMENT ASSOCIATION	EFFECTIVE SUPERVISION TRAINING - THURSDAY 20TH AND FRIDAY 21ST JULY 2023	$	1,089.00
INVOICE	WA LOCAL GOVERNMENT ASSOCIATION	RECOVERY CO-ORDINATORS COURSE FOR LG (4 - 5 MAY 2023) - CDM	$	1,089.00
EFT26194	**VEOLIA ENVIRONMENTAL SERVICES**	**PAYMENT**	**-$**	**1,430.24**
INVOICE	VEOLIA ENVIRONMENTAL SERVICES	ROAD & CARPARK SWEEPING 2022/23 AS PER RFT 01-2021	$	128.17
INVOICE	VEOLIA ENVIRONMENTAL SERVICES	ROAD & CARPARK SWEEPING 2022/23 AS PER RFT 01-2021	$	384.52
INVOICE	VEOLIA ENVIRONMENTAL SERVICES	ROAD & CARPARK SWEEPING 2022/23 AS PER RFT 01-2021	$	448.60
INVOICE	VEOLIA ENVIRONMENTAL SERVICES	ROAD & CARPARK SWEEPING 2022/23 AS PER RFT 01-2021	$	128.17
INVOICE	VEOLIA ENVIRONMENTAL SERVICES	ROAD & CARPARK SWEEPING 2022/23 AS PER RFT 01-2021	$	84.44
INVOICE	VEOLIA ENVIRONMENTAL SERVICES	ROAD & CARPARK SWEEPING 2022/23 AS PER RFT 01-2021	$	256.34
EFT26195	**WORK CLOBBER**	**PAYMENT**	**-$**	**690.60**
INVOICE	WORK CLOBBER	PPE UNIFORMS WITH SHIRE LOGO FOR FULL TIME OUTDOOR STAFF	$	690.60
EFT26196	**GEOFF WILKIE**	**PAYMENT**	**-$**	**760.00**
INVOICE	GEOFF WILKIE	RELOCATION ALLOWANCE DURING SHERP REFURBISHMENT - APRIL/MAY 2023	$	760.00
EFT29196A	**SHIRE OF DONNYBROOK BALINGUP**	**PAYMENT**	**-$**	**140,319.75**
INVOICE	SHIRE OF DONNYBROOK BALINGUP	PAYROLL FOR PERIOD ENDING 03/05	$	140,319.75
EFT26197	**HARMONIC IT**	**PAYMENT**	**-$**	**90,123.00**
INVOICE	HARMONIC IT	2 X DELL POWEREDGE R650XS 2RU RACK MOUNT SERVER, 1 X DELL POWEREDGE R550 2RU RACK MOUNT SERVER, 1 X DELL POWEREDGE R450 1RU RACK MOUNT SERVER, 1 X DELL POWERVAULT M5024 24-BAY STORAGE ARRAY	$	90,123.00
EFT26197A	**SG FLEET AUSTRALIA PTY LIMITED**	**PAYMENT**	**-$**	**970.64**
INVOICE	SG FLEET AUSTRALIA PTY LIMITED	LEASE EXPENSES FOR CESM VEHICLE FOR PERIOD 09/05/2023 TO 08/06/2023	$	970.64
EFT26198	**ALFS MACHINERY PTY LTD**	**PAYMENT**	**-$**	**44.00**
INVOICE	ALFS MACHINERY PTY LTD	DB1149 TRUCK - NUTS, BOLTS, SCREWS, LOCK NUTS	$	44.00
EFT26199	**AUSTRALIA POST - ACCOUNTS**	**PAYMENT**	**-$**	**349.20**
INVOICE	AUSTRALIA POST - ACCOUNTS	SHIRE POSTAGE - APRIL 2023	$	270.20
INVOICE	AUSTRALIA POST - ACCOUNTS	SHERP - MINNINUP COTTAGES RELOCATION - WIRELESS ADAPTOR FOR MOTEL	$	79.00

SHIRE OF DONNYBROOK BALINGUP
SCHEDULE OF ACCOUNTS PAID UNDER DELEGATION (NO 3.1) IS PRESENTED FOR PUBLIC INFORMATION
PAYMENTS FROM 1 MAY TO 31 MAY 2023

EFT26200	**AUSTRALIAN SERVICES UNION WESTERN AUSTRALIAN BRANCH**	**PAYMENT**	**-$**	**25.90**
INVOICE	AUSTRALIAN SERVICES UNION WESTERN AUSTRALIAN BRANCH	PAYROLL DEDUCTION 03/05/2023	$	25.90
EFT26201	**AMD SOUTHWEST PTY LTD TRADING AS AMD**	**PAYMENT**	**-$**	**5,775.00**
INVOICE	AMD SOUTHWEST PTY LTD TRADING AS AMD	2023 INTERNAL AUDIT MODULES INCLUDING SITE WORK AND PREPARATION OF STRATEGIC INTERNAL AUDIT PLAN FOR 4 YEARS ENDED 30 JUNE 2026	$	5,775.00
EFT26202	**ARRB GROUP LTD**	**PAYMENT**	**-$**	**3,330.00**
INVOICE	ARRB GROUP LTD	ATTENDANCE AT 2 DAY COURSE - BEST PRACTICE GUIDE TO UNSEALED ROADS	$	3,330.00
EFT26203	**AMITY SIGNS**	**PAYMENT**	**-$**	**532.95**
INVOICE	AMITY SIGNS	RURAL ROAD NUMBER PLATE	$	32.45
INVOICE	AMITY SIGNS	RURAL ROAD NUMBER PLATES X 2	$	53.90
INVOICE	AMITY SIGNS	DOUBLE SIDED ROAD BLADE 150MM - HETHERINGTON ROAD & FOWLER STREET	$	151.80
INVOICE	AMITY SIGNS	DOUBLE SIDED STREET SIGN BLUE ON WHITE 'TO BALINGUP', DOUBLE SIDED STREET SIGN BLUE ON WHITE - GREENBUSHES ROAD, DOUBLE SIDED STREET SIGN BLUE ON WHITE 'TO NOGGERUP'	$	218.90
INVOICE	AMITY SIGNS	DOUBLE SIDED ROAD BLADE 150MM - YELVERTON STREET	$	75.90
EFT26204	**ALLENS TRAFFIC MANAGEMENT**	**PAYMENT**	**-$**	**14,722.40**
INVOICE	ALLENS TRAFFIC MANAGEMENT	UPPER CAPEL RD - APPROXIMATELY 5 WEEKS TRAFFIC MANAGEMENT SERVICES	$	14,722.40
EFT26205	**ALL LIFT LIFTING SERVICES**	**PAYMENT**	**-$**	**770.33**
INVOICE	ALL LIFT LIFTING SERVICES	DBK REC CTR - REPLACE WIRE ROPE TO HOIST AT REAR OF THE RECREATION CENTRE AND INSTALL AN ALUMINUM DATA PLATE WITH INSTALL DETAILS	$	770.33
EFT26206	**ABCO PRODUCTS PTY LTD**	**PAYMENT**	**-$**	**4,467.67**
INVOICE	ABCO PRODUCTS PTY LTD	CONSUMABLES & CLEANING PRODUCTS FOR PUBLIC TOILETS	$	4,467.67
EFT26207	**AUSSIE BROADBAND LIMITED**	**PAYMENT**	**-$**	**121.90**
INVOICE	AUSSIE BROADBAND LIMITED	W&S ADMIN - MONTHLY INTERNET SERVICE - 07/05/2023 TO 06/06/2023	$	121.90
EFT26208	**AGTRAC MACHINERY**	**PAYMENT**	**-$**	**2,499.66**
INVOICE	AGTRAC MACHINERY	DEPOT - OIL FILTERS AND FUEL FILTER	$	218.62
INVOICE	AGTRAC MACHINERY	DB606 MOWER - BLADES K5647-34340 X 15, DB606 MOWER - BLADES K5647-34340 X 16	$	2,281.04
EFT26209	**BUNNINGS GROUP LIMITED**	**PAYMENT**	**-$**	**301.48**
INVOICE	BUNNINGS GROUP LIMITED	DONNYBROOK HALL - KITCHEN CABINET LOCKS & LATCHES, CONSTRUCTION GROUT, MISCELLANEOUS HARDWARE	$	301.48
EFT26210	**BDA TREE LOPPING**	**PAYMENT**	**-$**	**29,260.00**
INVOICE	BDA TREE LOPPING	TREE PRUNING FOR THE MONTH OF APRIL 2023	$	29,260.00
EFT26211	**BALINGUP LIQUOR & GENERAL STORE**	**PAYMENT**	**-$**	**71.60**
INVOICE	BALINGUP LIQUOR & GENERAL STORE	BALINGUP BFB - DIESEL PURCHASES	$	71.60
EFT26212	**BANKS PEST AND WEED CONTROL**	**PAYMENT**	**-$**	**2,854.50**
INVOICE	BANKS PEST AND WEED CONTROL	SPRAYING VARIOUS ROADS FOR BLACKBERRY	$	2,854.50
EFT26213	**AGRI SPARK AUTO ELECTRICS**	**PAYMENT**	**-$**	**286.00**
INVOICE	AGRI SPARK AUTO ELECTRICS	FITMENT OF LIGHT BAR TO RANGER VEHICLE DB92 MITSUBISHI TRITON	$	286.00
EFT26214	**BLUE FORCE PTY LTD**	**PAYMENT**	**-$**	**756.03**

SHIRE OF DONNYBROOK BALINGUP
SCHEDULE OF ACCOUNTS PAID UNDER DELEGATION (NO 3.1) IS PRESENTED FOR PUBLIC INFORMATION
PAYMENTS FROM 1 MAY TO 31 MAY 2023

INVOICE	BLUE FORCE PTY LTD	PRESTON VILLAGE - MONTHLY EMERGENCY HELP MONITORING - TRANSFER TO NEW BLUE ASSIST GO/4G PRO PACKAGE - APRIL 2023	$	495.00
INVOICE	BLUE FORCE PTY LTD	PRESTON VILLAGE - MONTHLY EMERGENCY HELP MONITORING - APRIL 2023	$	261.03
EFT26215	**BUNBURY HARVEY REGIONAL COUNCIL**	**PAYMENT**	**-$**	**4,062.60**
INVOICE	BUNBURY HARVEY REGIONAL COUNCIL	ORGANICS DISPOSAL - APRIL 2023	$	4,062.60
EFT26216	**BENJAMIN GUY ROSE**	**PAYMENT**	**-$**	**79.99**
INVOICE	BENJAMIN GUY ROSE	REIMBURSE CEO TELECOMMUNICATION EXPENSES - JUNE 2023	$	79.99
EFT26217	**B & B CABINETS**	**PAYMENT**	**-$**	**4,793.80**
INVOICE	B & B CABINETS	WORKS AND SERVICES RIVERSIDE OFFICE BUILDING - SUPPLY AND INSTALL MELAMINE CABINET WITH ADJUSTABLE SHELVING AND VINYL SLIDING DOORS	$	3,716.90
INVOICE	B & B CABINETS	SHIRE ADMIN CENTRE - NEW WORK STATION DESK - TOP ONLY, COMMUNITY ENGAGEMENT OFFICE	$	1,076.90
EFT26218	**BETTER TELCO SOLUTIONS PTY LTD - PHONE ACCOUNT**	**PAYMENT**	**-$**	**928.86**
INVOICE	BETTER TELCO SOLUTIONS PTY LTD - PHONE ACCOUNT	ADMIN - MONTHLY PHONE/SIP ACCOUNT - MAY 2023	$	928.86
EFT26219	**BUNBURY AND BUSSELTON EYE DOCTORS**	**PAYMENT**	**-$**	**176.00**
INVOICE	BUNBURY AND BUSSELTON EYE DOCTORS	STAFF MEMBER ATTENDING TO HAVE OBJECT REMOVED FROM EYE 13TH SEPTEMBER 2022	$	176.00
EFT26220	**CARBONE BROS. PTY LTD**	**PAYMENT**	**-$**	**42,266.62**
INVOICE	CARBONE BROS. PTY LTD	RFT 01-2223 - SOUTHAMPTON ROAD, BALINGUP - ROAD & PATH UPGRADE	$	42,266.62
EFT26221	**CITY & REGIONAL FUELS**	**PAYMENT**	**-$**	**15,605.54**
INVOICE	CITY & REGIONAL FUELS	FUEL EXPENSES - APRIL 2023	$	15,605.54
EFT26222	**DUG CROSS ELECTRICS**	**PAYMENT**	**-$**	**1,480.00**
INVOICE	DUG CROSS ELECTRICS	CONNECT NEW PUMP AT THE KIRUP TOILETS	$	265.00
INVOICE	DUG CROSS ELECTRICS	PRESTON VILLAGE - UNIT 10 - REMOVE AND INSTALL NEW COOKTOP	$	220.00
INVOICE	DUG CROSS ELECTRICS	REPAIR LEAD IN WIRE FROM POWER POLE TO HOUSE IN BRIDGE STREET	$	995.00
EFT26223	**CLEANAWAY OPERATIONS PTY LTD**	**PAYMENT**	**-$**	**2,254.69**
INVOICE	CLEANAWAY OPERATIONS PTY LTD	BLN TRANSFER STN - CLEAR 4.5M RECYCLING WASTE BINS - APRIL 2023	$	833.36
INVOICE	CLEANAWAY OPERATIONS PTY LTD	BLN TRANSFER STN - CLEAR 4.5M & 9M GENERAL WASTE BINS - APRIL 2023	$	1,421.33
EFT26224	**CAPEL CRANE HIRE**	**PAYMENT**	**-$**	**1,871.10**
INVOICE	CAPEL CRANE HIRE	60T CRANE PLUS DOGMAN HIRE - TO REMOVE WIER WALL	$	1,871.10
EFT26225	**BIDFOOD BUNBURY**	**PAYMENT**	**-$**	**247.42**
INVOICE	BIDFOOD BUNBURY	DBK REC CTR - KIOSK FOOD SUPPLIES	$	247.42
EFT26226	**COMBINED TEAM SERVICES**	**PAYMENT**	**-$**	**995.00**
INVOICE	COMBINED TEAM SERVICES	HEALTH AND SAFETY REPRESENATIVE COURSE (HSR) 22/5/2023 TO 26/5/2023 - P&G	$	995.00
EFT26227	**JESSIE ROSE COOPER**	**PAYMENT**	**-$**	**142.38**
INVOICE	JESSIE ROSE COOPER	REIMBURSE CATERING EXPENSES FOR BUSHFIRE SAFETY AWARENESS COURSE - ADDITIONAL PARTICIPANTS ARRIVED WITHOUT NOTICE	$	142.38
EFT26228	**CLARE DORISSEY ROSMAN**	**PAYMENT**	**-$**	**3,540.20**
INVOICE	CLARE DORISSEY ROSMAN	REIMBURSEMENT OF COSTS OF DIPLOMA OF ACCOUNTING PLUS TAX COURSE ON COMPLETION AS PER APPROVED APPLICATION	$	3,540.20
EFT26229	**CRS ELECTRICAL**	**PAYMENT**	**-$**	**122.00**
INVOICE	CRS ELECTRICAL	EGAN PK PUMP TRACK FLOOD LIGHTS - ISOLATE POWER TO BLOWN GLOBE TO NORTH LIGHT POLE TO PREVENT BREAKER TRIPPING OUT	$	122.00

SHIRE OF DONNYBROOK BALINGUP
SCHEDULE OF ACCOUNTS PAID UNDER DELEGATION (NO 3.1) IS PRESENTED FOR PUBLIC INFORMATION
PAYMENTS FROM 1 MAY TO 31 MAY 2023

EFT26230	**CLEANAWAY**	**PAYMENT**	**-$**	**24,028.39**
INVOICE	CLEANAWAY	REFUSE COLLECTION - APRIL 2023	$	24,028.39
EFT26231	**CORSIGN WA**	**PAYMENT**	**-$**	**325.60**
INVOICE	CORSIGN WA	ELDERLY PEOPLE SIGNS	$	325.60
EFT26232	**CONNECT CALL CENTRE SERVICES**	**PAYMENT**	**-$**	**244.42**
INVOICE	CONNECT CALL CENTRE SERVICES	CONNECT CALLS FROM PRESTON VILLAGE FOR OUT OF HOURS ASSISTANCE - APRIL 2023	$	18.04
INVOICE	CONNECT CALL CENTRE SERVICES	AFTER HOURS CALL SERVICE - WORKS & SERVICES, PARKS & GARDENS, RANGERS	$	226.38
EFT26233	**CS LEGAL**	**PAYMENT**	**-$**	**773.20**
INVOICE	CS LEGAL	LEGAL COSTS ASSOCIATED WITH POTENTIAL LGA SALE	$	773.20
EFT26234	**DONNYBROOK MEDICAL SERVICES**	**PAYMENT**	**-$**	**330.00**
INVOICE	DONNYBROOK MEDICAL SERVICES	DBK REC CTR - PRE-EMPLOYMENT MEDICAL	$	165.00
INVOICE	DONNYBROOK MEDICAL SERVICES	PRE-EMPLOYMENT MEDICAL	$	165.00
EFT26235	**DONNYBROOK HARDWARE & GARDEN**	**PAYMENT**	**-$**	**573.18**
INVOICE	DONNYBROOK HARDWARE & GARDEN	EGAN STREET - CONCRETE RAKE	$	61.60
INVOICE	DONNYBROOK HARDWARE & GARDEN	P&G - 50 PACK SCREWS	$	16.90
INVOICE	DONNYBROOK HARDWARE & GARDEN	P&G - LANDSCAPING PLANTS	$	98.00
INVOICE	DONNYBROOK HARDWARE & GARDEN	P&G - ORGANIC 2000 & ROSE FERTILISER	$	67.15
INVOICE	DONNYBROOK HARDWARE & GARDEN	BUILDING - 2 SNAP HOOKS TO USE AS KEY HOLDERS	$	10.45
INVOICE	DONNYBROOK HARDWARE & GARDEN	DB799 TRUCK - INSECT SPRAY	$	11.90
INVOICE	DONNYBROOK HARDWARE & GARDEN	P&G - WEED N FEED, WHITE OIL, HYDRANGA BLUE	$	85.88
INVOICE	DONNYBROOK HARDWARE & GARDEN	P&G - PVC RAINCOAT	$	36.20
INVOICE	DONNYBROOK HARDWARE & GARDEN	P&G - GAS TAPE, HOSE COCK	$	18.90
INVOICE	DONNYBROOK HARDWARE & GARDEN	MINNINUP COTTAGES - STORAGE TUBS	$	144.25
INVOICE	DONNYBROOK HARDWARE & GARDEN	P&G - RODENTICIDE	$	21.95
EFT26236	**DONNYBROOK FRUIT BARN**	**PAYMENT**	**-$**	**156.20**
INVOICE	DONNYBROOK FRUIT BARN	ARGYLE BFB - FUEL EXPENSES	$	80.40
INVOICE	DONNYBROOK FRUIT BARN	LOWDEN BFB - FUEL EXPENSES & ARGYLE BFB - FUEL EXPENSES	$	75.80
EFT26237	**DONNYBROOK & DISTRICTS PLUMBING SERVICE**	**PAYMENT**	**-$**	**836.00**
INVOICE	DONNYBROOK & DISTRICTS PLUMBING SERVICE	APPLE FUN PARK - REPAIR LEAKING DRINKING FOUNTAIN TAP	$	836.00
EFT26238	**DONNYBROOK TYRE SERVICE**	**PAYMENT**	**-$**	**2,260.00**
INVOICE	DONNYBROOK TYRE SERVICE	DB631 PBS VEHICLE - SUPPLY AND FIT 3 X NEW TYRES, FIT EXISTING AS NEW SPARE AND REPLACE WITH BEST OF EXISTING TYRES	$	900.00
INVOICE	DONNYBROOK TYRE SERVICE	4 X BRIDGESTONE DUELER HP SPORT FOR SUPPLY, FITTING AND BALANCING ON DB463	$	1,360.00
EFT26239	**DONNYBROOK DISTRICT HIGH SCHOOL**	**PAYMENT**	**-$**	**1,274.26**
INVOICE	DONNYBROOK DISTRICT HIGH SCHOOL	DBK LBRY - SHARED OPERATING EXPENSES	$	686.86
INVOICE	DONNYBROOK DISTRICT HIGH SCHOOL	DBK LBRY - SHARED OPERATING EXPENSES	$	587.40
EFT26240	**DONNYBROOK FARM SERVICE**	**PAYMENT**	**-$**	**4,226.42**
INVOICE	DONNYBROOK FARM SERVICE	P&G - ADJUSTABLE SPRAYERS ON SPIKES X 25	$	27.50
INVOICE	DONNYBROOK FARM SERVICE	P&G - PGP ULTRA SPRINKLERS X 4	$	105.60
INVOICE	DONNYBROOK FARM SERVICE	P&G - 10X WHEELIE BINS	$	932.80

SHIRE OF DONNYBROOK BALINGUP
SCHEDULE OF ACCOUNTS PAID UNDER DELEGATION (NO 3.1) IS PRESENTED FOR PUBLIC INFORMATION
PAYMENTS FROM 1 MAY TO 31 MAY 2023

INVOICE	DONNYBROOK FARM SERVICE	P&G - STAINLESS STEEL CABLE	$	71.28
INVOICE	DONNYBROOK FARM SERVICE	DRAINCOIL 100MMX100M - UPPER CAPEL ROAD	$	429.00
INVOICE	DONNYBROOK FARM SERVICE	WELL AGED UNITS - 12 X H4 PINE SLEEPERS	$	462.00
INVOICE	DONNYBROOK FARM SERVICE	DBK REC CTR - 220LTR DRUM SULPHURIC ACID	$	800.80
INVOICE	DONNYBROOK FARM SERVICE	DBK REC CTR - 220LTR DRUM SULPHURIC ACID - REFUND OVERCHARGE OF FREIGHT	-$	88.00
INVOICE	DONNYBROOK FARM SERVICE	EVENTS , BUCKLES & WIRE ROPE & SWADGES	$	1,441.44
INVOICE	DONNYBROOK FARM SERVICE	DBK REC CTR - 200LTR DRUM OF SODIUM HYPOCHLORITE SOLUTION	$	404.80
INVOICE	DONNYBROOK FARM SERVICE	DBK REC CTR - 200LTR DRUM OF SODIUM HYPOCHLORITE SOLUTION - RETURN	-$	360.80
EFT26241	**DONNYBROOK FRESH SUPA IGA**	**PAYMENT**	**-$**	**1,268.33**
INVOICE	DONNYBROOK FRESH SUPA IGA	ADMIN STAFF ROOM - HI-LO MILK X2, FULL MILK X1, COFFEE	$	53.94
INVOICE	DONNYBROOK FRESH SUPA IGA	EQUIPMENT FOR CRECHE DURING SCHOOL HOLIDAYS	$	42.82
INVOICE	DONNYBROOK FRESH SUPA IGA	MULLALYUP BFB - POST - SEASON GROCERIES - BOTTLED WATER	$	39.00
INVOICE	DONNYBROOK FRESH SUPA IGA	ADMIN CLENING SUPPLIES AND GROCERIES	$	63.77
INVOICE	DONNYBROOK FRESH SUPA IGA	DBK REC CTR - EQUIPMENT FOR CRECHE ACTIVITIES	$	57.85
INVOICE	DONNYBROOK FRESH SUPA IGA	ADMIN STAFF ROOM - MILK AND COFFEE	$	91.20
INVOICE	DONNYBROOK FRESH SUPA IGA	MUMBALLUP BFB - STATION GROCERIES	$	199.15
INVOICE	DONNYBROOK FRESH SUPA IGA	ADMIN STAFF ROOM - HI LO & FULL CREAM MILK	$	7.48
INVOICE	DONNYBROOK FRESH SUPA IGA	SHERP - MININUP COTTAGES DAILY MEALS 24/04/23 TO 30/04/2023	$	64.21
INVOICE	DONNYBROOK FRESH SUPA IGA	SHERP - MININUP COTTAGES DAILY MEALS 24/04/23 TO 30/04/2023	$	64.93
INVOICE	DONNYBROOK FRESH SUPA IGA	ADMIN STAFF ROOM - MILK, SUGAR, TEA, TEASPOONS	$	31.53
INVOICE	DONNYBROOK FRESH SUPA IGA	SHERP - MININUP COTTAGES DAILY MEALS 24/04/23 TO 30/04/2023	$	65.92
INVOICE	DONNYBROOK FRESH SUPA IGA	W&S GENERAL GROCERIES & DEPOT - GENERAL GROCERIES	$	58.83
INVOICE	DONNYBROOK FRESH SUPA IGA	SHERP - MININUP COTTAGES DAILY MEALS 24/04/23 TO 30/04/2023	$	63.30
INVOICE	DONNYBROOK FRESH SUPA IGA	STAFF FAREWELL MORNING TEA AND FLOWERS	$	157.59
INVOICE	DONNYBROOK FRESH SUPA IGA	SHERP - MININUP COTTAGES DAILY MEALS 24/04/23 TO 30/04/2023	$	142.54
INVOICE	DONNYBROOK FRESH SUPA IGA	SHERP - MININUP COTTAGES DAILY MEALS 24/04/23 TO 30/04/2023	$	64.27
EFT26242	**EFTSURE PTY LTD**	**PAYMENT**	**-$**	**5,508.36**
INVOICE	EFTSURE PTY LTD	12 MONTH SOFTWARE SUBSCRIPTION FOR PERIOD 01/05/2023 TO 30/04/2024	$	5,508.36
EFT26243	**FAIRTEL PTY LTD**	**PAYMENT**	**-$**	**154.00**
INVOICE	FAIRTEL PTY LTD	DONNYBROOK SES - PHONE AND NBN SERVICE	$	154.00
EFT26244	**FLEET COMMERCIAL GYMNASIUMS**	**PAYMENT**	**-$**	**1,100.00**
INVOICE	FLEET COMMERCIAL GYMNASIUMS	REMOVAL OF MAIA FINANCIAL CARDIO EQUIMENT AND DELIVERY TO PERTH AUCTION HOUSE	$	1,100.00
EFT26245	**VEOLIA**	**PAYMENT**	**-$**	**1,515.09**
INVOICE	VEOLIA	PROCESSING OF RECYCLABLES - APRIL 2023	$	1,515.09
EFT26246	**GJ FREIGHT**	**PAYMENT**	**-$**	**352.00**
INVOICE	GJ FREIGHT	FREIGHT COSTS FOR DELIVERY OF 20' CONTAINERS TO SHIRE DEPOT	$	352.00
EFT26247	**GARMIN**	**PAYMENT**	**-$**	**60.00**
INVOICE	GARMIN	MESSENGER AND GPS DEVICE SATELLITE SUBSCRIPTION FOR 14/05/2023 TO 13/06/2023	$	60.00
EFT26248	**HASTIE WASTE PTY LTD**	**PAYMENT**	**-$**	**2,079.00**
INVOICE	HASTIE WASTE PTY LTD	PROCESSING OF MATTRESSES - 17 AT DWMF, 10 AT BALINGUP - MARCH 2023	$	891.00

SHIRE OF DONNYBROOK BALINGUP
SCHEDULE OF ACCOUNTS PAID UNDER DELEGATION (NO 3.1) IS PRESENTED FOR PUBLIC INFORMATION
PAYMENTS FROM 1 MAY TO 31 MAY 2023

INVOICE	HASTIE WASTE PTY LTD	PROCESSING OF 100 MATTRESSES AT DWMF AND BTS - FINAL COUNT - FEB 2023	$	396.00
INVOICE	HASTIE WASTE PTY LTD	PROCESSING OF MATTRESSES - 8 AT BALINGUPTS, 16 AT DWMF - APRIL 2023	$	792.00
EFT26249	**HART SPORT**	**PAYMENT**	**-$**	**441.50**
INVOICE	HART SPORT	DBK REC CTR - WATER NOODLES X 20 & DELIVERY	$	286.50
INVOICE	HART SPORT	DBK REC CTR - FLOAT MAT 40MM	$	155.00
EFT26250	**SKIPPERS PLUMBING SERVICES**	**PAYMENT**	**-$**	**400.40**
INVOICE	SKIPPERS PLUMBING SERVICES	LANGLEY VILLAS - UNIT 1 - MAINTENANCE TO DRIPPING TAP	$	113.08
INVOICE	SKIPPERS PLUMBING SERVICES	LANGLEY VILLAS - UNIT 3 - HOT WATER SYSTEM TEMPERATURE ADJUSTMENT	$	287.32
EFT26251	**H + H ARCHITECTS**	**PAYMENT**	**-$**	**7,040.00**
INVOICE	H + H ARCHITECTS	LANGELY VILLA LANDSCAPE DESIGN - 01 CONCEPT DESIGN, 02 DESIGN DEVELOPMENT, 03 CONSTRUCTION DOCUMENTATION, TOPOGRAPHICAL SURVEYOR SURVCON - FEB 2023	$	3,520.00
INVOICE	H + H ARCHITECTS	LANGELY VILLA LANDSCAPE DESIGN - 01 CONCEPT DESIGN, 02 DESIGN DEVELOPMENT, 03 CONSTRUCTION DOCUMENTATION, TOPOGRAPHICAL SURVEYOR SURVCON - MAR 2023	$	3,520.00
EFT26252	**JODIE HENCO**	**PAYMENT**	**-$**	**210.50**
INVOICE	JODIE HENCO	REFUND HALL HIRE FEES FOR CANCELLED EVENT (NO BOND COLLECTED)	$	210.50
EFT26253	**RUSSELL JOHN JONES**	**PAYMENT**	**-$**	**58.00**
INVOICE	RUSSELL JOHN JONES	REIMBURSE PHONE ALLOWANCE - APRIL 2023	$	58.00
EFT26254	**JOMAR (WA) PTY LTD**	**PAYMENT**	**-$**	**64,394.00**
INVOICE	JOMAR (WA) PTY LTD	PREVENTATIVE MAINTENANCE - BRIDGE 4855 KING SPRING ROAD - AS PER QUOTE 0319	$	26,818.00
INVOICE	JOMAR (WA) PTY LTD	PREVENTATIVE MAINTENANCE - BRIDGE 0872A BALINGUP NANNUP ROAD - AS PER QUOTE 0319	$	19,932.00
INVOICE	JOMAR (WA) PTY LTD	EMERGENCY PROPPING WORKS - BRIDGE 3616 IRISHTOWN ROAD - AS PER QUOTE 0340	$	17,644.00
EFT26255	**JONNO'S HANDYMAN AND CARPENTRY SERVICES**	**PAYMENT**	**-$**	**5,203.20**
INVOICE	JONNO'S HANDYMAN AND CARPENTRY SERVICES	PRESTON VILLAGE - 2022/2023 GROUND MAINTENANCE AND GARDENING	$	173.20
INVOICE	JONNO'S HANDYMAN AND CARPENTRY SERVICES	PRESTON VILLAGE - UNIT 3 - REMOVE AND REPLACE KITCHEN BENCHTOP	$	1,560.00
INVOICE	JONNO'S HANDYMAN AND CARPENTRY SERVICES	PRESTON VILLAGE - UNIT 3 - 1. REMOVE ALL BLINDS AND CURTAINS AND TRACKS THROUGHOUT UNIT, 2. REPLACE SHOWER HEAD, 3. REMOVE EXTERNAL BLINDS AND PATCH AND PAINT, 4. REPLACE CUTLERY DRAW, 5. POWERWASH EXTERNAL PAVING, 6. REPLANT COURTYARD, 7. COBWEB AND GENERAL CLEAN OUTSIDE	$	2,270.00
INVOICE	JONNO'S HANDYMAN AND CARPENTRY SERVICES	PRESTON VILLAGE UNIT 12 - POWER WASH BACK COURTYARD, CLEAN UP COURTYARD GARDEN, REMOVE TILES TO SHED, COBWEB WALLS, EVES AND FENCES, REPLANT FRONT GARDEN WITH NATIVE BUSHES	$	1,200.00
EFT26256	**JACKSON MCDONALD**	**PAYMENT**	**-$**	**4,967.60**
INVOICE	JACKSON MCDONALD	REVIEW OF AS 4902 AND AS 4902 SECURITY OF PAYMENT AMENDMENTS	$	2,750.00
INVOICE	JACKSON MCDONALD	FACILITATE TRANSFER OF FUNDS FROM THE PREVIOUS JACK DENNING TRUST - TUIA LODGE, TO A CHARITABLE TRUST COMPRISING OF PREVIOUS SIGNATORIES TO THE JACK DENNING TRUST	$	2,217.60
EFT26257	**TAHLIA SKYE JAMES**	**PAYMENT**	**-$**	**44.00**
INVOICE	TAHLIA SKYE JAMES	REIMBURSE PURCHASE OF ETHERNET ADAPTOR	$	44.00
EFT26258	**WESFARMERS KLEENHEAT GAS P/L - ACC'S**	**PAYMENT**	**-$**	**69.30**
INVOICE	WESFARMERS KLEENHEAT GAS P/L - ACC'S	DBK & BLN HALLS - GAS FACILITY FEE	$	69.30
EFT26259	**KIRUP HALL ASSOCIATION**	**PAYMENT**	**-$**	**1,530.00**
INVOICE	KIRUP HALL ASSOCIATION	KIRUP HALL - 2022/23 HALL MAINTENANCE ALLOWANCE	$	1,530.00
EFT26260	**LANDGATE CUSTOMER ACCOUNT**	**PAYMENT**	**-$**	**84.60**

SHIRE OF DONNYBROOK BALINGUP
SCHEDULE OF ACCOUNTS PAID UNDER DELEGATION (NO 3.1) IS PRESENTED FOR PUBLIC INFORMATION
PAYMENTS FROM 1 MAY TO 31 MAY 2023

INVOICE	LANDGATE CUSTOMER ACCOUNT	PURCHASE OF CERTIFICATE OF TITLE WITH SKETCH, PURCHASE OF TRANSFER DOCUMENT, PROPOSED ROAD CLOSURE - ROAD RESERVE BALINGUP	$	56.40
INVOICE	LANDGATE CUSTOMER ACCOUNT	COPY OF CERTIFICATE OF TITLE	$	28.20
EFT26261	**LOCAL GOVERNMENT PROFESSIONALS AUSTRALIA**	**PAYMENT**	**-$**	**5,970.00**
INVOICE	LOCAL GOVERNMENT PROFESSIONALS AUSTRALIA	IGNITE LEADERSHIP PROGRAM 24-26 JULY - BELINDA RICHARDS	$	2,810.00
INVOICE	LOCAL GOVERNMENT PROFESSIONALS AUSTRALIA	IGNITE LEADERSHIP PROGRAM 24-26 JULY - LOREN CLIFFORD	$	3,160.00
EFT26262	**MALATESTA ROAD PAVING & HOTMIX**	**PAYMENT**	**-$**	**640.00**
INVOICE	MALATESTA ROAD PAVING & HOTMIX	CUNDINUP-KIRUP RD - 400LT EMULSION FOR ROAD PATCHING	$	640.00
EFT26263	**MCLEODS BARRISTERS & SOLICITORS**	**PAYMENT**	**-$**	**1,287.15**
INVOICE	MCLEODS BARRISTERS & SOLICITORS	LEGAL ADVICE - UNAUTHORISED DEVELOPMENT	$	1,287.15
EFT26264	**MJB INDUSTRIES PTY LTD**	**PAYMENT**	**-$**	**7,364.58**
INVOICE	MJB INDUSTRIES PTY LTD	BRIDGE ST - MJB CONCRETE DRAINAGE PRODUCTS	$	6,486.34
INVOICE	MJB INDUSTRIES PTY LTD	LITTLE RD - 2 X 450 MM PRECAST HEADWALLS	$	878.24
EFT26265	**ROSS MARSHALL**	**PAYMENT**	**-$**	**920.00**
INVOICE	ROSS MARSHALL	MINNINUP COTTAGES - REIMBURSE COSTS ASSOCIATED WITH RELOCATION OF RESIDENT AND STORAGE OF ITEMS	$	920.00
EFT26266	**NIGHTGUARD SECURITY SERVICE SW**	**PAYMENT**	**-$**	**220.00**
INVOICE	NIGHTGUARD SECURITY SERVICE SW	ADMIN - ATTEND TO AFTER HOURS SECURITY TO EVALUATE ALARM INCIDENTS	$	220.00
EFT26267	**NEVERFAIL SPRINGWATER LIMITED**	**PAYMENT**	**-$**	**328.85**
INVOICE	NEVERFAIL SPRINGWATER LIMITED	DBK REC CTR - 15 LTR BOTTLED SPRINGWATER SUPPLY	$	328.85
EFT26268	**OFFICEWORKS**	**PAYMENT**	**-$**	**219.50**
INVOICE	OFFICEWORKS	STATIONERY DELIVERY FEES	$	7.95
INVOICE	OFFICEWORKS	ADMIN - A4 COPY PAPER, POCKET VEHICLE LOG BOOKS, STAPLER, DESKTOP CALCULATOR	$	211.55
EFT26269	**ODAN DESIGN & BUILD PTY LTD**	**PAYMENT**	**-$**	**100,372.90**
INVOICE	ODAN DESIGN & BUILD PTY LTD	MINNINUP COTTAGES - REFURBISHMENT WORKS - FOR ALL SCOPE OF WORKS ASSOCIATED TO THE RFT	$	100,372.90
EFT26270	**PRESTON PRESS**	**PAYMENT**	**-$**	**720.00**
INVOICE	PRESTON PRESS	MONTHLY SHIRE CONNECT DOUBLE PAGE FEATURE - MAY 2023	$	480.00
INVOICE	PRESTON PRESS	COMMUNITY GRANT FUNDING SCHEME - MAJOR GRANTS OPENING FULL PAGE ADVERTISMENT	$	240.00
EFT26271	**FULTON HOGAN INDUSTRIES PTY LTD**	**PAYMENT**	**-$**	**31,340.38**
INVOICE	FULTON HOGAN INDUSTRIES PTY LTD	RFQ 293, BITUMEN PRIMER SEAL, UPPER CAPEL RD BRAZIER, 3720M2	$	31,340.38
EFT26272	**PARKS & LEISURE AUSTRALIA**	**PAYMENT**	**-$**	**825.00**
INVOICE	PARKS & LEISURE AUSTRALIA	CORPORATE MEMBERSHIP (2 - 4) TO 30 JUNE 2024	$	825.00
EFT26273	**PRESTON VALLEY MAINTENANCE**	**PAYMENT**	**-$**	**8,602.00**
INVOICE	PRESTON VALLEY MAINTENANCE	VC MITCHELL - REPLACE AND REPAIR OVAL FENCE	$	198.00
INVOICE	PRESTON VALLEY MAINTENANCE	DBK TRANSIT PARK - REPAIR AND REPLACE PINE BOLLARD	$	154.00
INVOICE	PRESTON VALLEY MAINTENANCE	DBK CRC - CLEAN OUT GUTTERS TO BUILDING, PUMP TRACK BUILDING - CLEAN OUT GUTTERS TO BUILDING, TENNIS CLUB BLDG MITCHELL PK - CLEAN OUT GUTTERS TO BUILDING	$	264.00
INVOICE	PRESTON VALLEY MAINTENANCE	REPAIR GATE AT THE STEERE ST PUMP HOUSE	$	220.00
INVOICE	PRESTON VALLEY MAINTENANCE	DBK REC CTR - PLACE POOL SIGNAGE UP AROUND POOL HALL AREA	$	187.00
INVOICE	PRESTON VALLEY MAINTENANCE	CLEANING GUTTERS - W&S RIVERSIDE OFFICE	$	143.00
INVOICE	PRESTON VALLEY MAINTENANCE	MINNINUP COTTAGES UNIT 11 - SUPPLY AND INSTALL DEADLOCK TO STOREROOM DOOR	$	198.00

SHIRE OF DONNYBROOK BALINGUP
SCHEDULE OF ACCOUNTS PAID UNDER DELEGATION (NO 3.1) IS PRESENTED FOR PUBLIC INFORMATION
PAYMENTS FROM 1 MAY TO 31 MAY 2023

INVOICE	PRESTON VALLEY MAINTENANCE	DONNYBROOK HALL - SUPPLY & INSTALL STAINLESS STEEL PRESSING OVER THRESHOLD BETWEEN BACKSTAGE STORAGE AREA AND LESSER HALL	$	935.00
INVOICE	PRESTON VALLEY MAINTENANCE	EGAN PARK TRANSIT PARK ABLUTIONS - PRESSURE WASH CONCRETE FLOORS OF SHOWER CUBICLES AND TOILET CUBICLES PRIOR TO FLOOR SEALING BY PAINTERS	$	583.00
INVOICE	PRESTON VALLEY MAINTENANCE	DONNYBROOK HALL - INSTALL LOCKS TO KITCHEN CABINETS, SUPPLY NEW BARREL BOLTS, TRIM DOORS DOWN TO SUIT NEW THRESHOLD INTO HALL	$	429.00
INVOICE	PRESTON VALLEY MAINTENANCE	INSTALL OF HANDRAILS AND SUPPLY OF SLEEVES AT DONNYBROOK AMPHITHEATRE AND STAGE	$	4,950.00
INVOICE	PRESTON VALLEY MAINTENANCE	REPAIR GATE LATCHES AT THE APPLE FUN PARK AND PUMP TRACK	$	165.00
INVOICE	PRESTON VALLEY MAINTENANCE	DBK REC CENTRE - NOTICE BOARD REMOVAL	$	176.00
EFT26274	**PRESTON POWER EQUIPMENT**	**PAYMENT**	**-$**	**316.00**
INVOICE	PRESTON POWER EQUIPMENT	P&G - EDGER BLADES X 10	$	60.00
INVOICE	PRESTON POWER EQUIPMENT	P&G - NYLON LINE	$	21.00
INVOICE	PRESTON POWER EQUIPMENT	P&G - SUPERCUT	$	51.00
INVOICE	PRESTON POWER EQUIPMENT	P&G - 2 STROKE OIL	$	157.00
INVOICE	PRESTON POWER EQUIPMENT	P&G - SUPERCUT	$	27.00
EFT26275	**SOUTHWEST HIRE AND HYDRAULIC SERVICES PTY LTD**	**PAYMENT**	**-$**	**99.00**
INVOICE	SOUTHWEST HIRE AND HYDRAULIC SERVICES PTY LTD	PARTS FOR BACKHOE LOADER DB754	$	99.00
EFT26276	**PRIME INDUSTRIAL PRODUCTS**	**PAYMENT**	**-$**	**59.10**
INVOICE	PRIME INDUSTRIAL PRODUCTS	P&G - 3 PAIRS ANTI VIBE GLOVES	$	59.10
EFT26277	**WA DISTRIBUTORS PTY LTD**	**PAYMENT**	**-$**	**166.05**
INVOICE	WA DISTRIBUTORS PTY LTD	DBK REC CTR - CLEANING PRODUCTS	$	166.05
EFT26278	**PORT SHIPPING CONTAINERS PTY LTD**	**PAYMENT**	**-$**	**198.00**
INVOICE	PORT SHIPPING CONTAINERS PTY LTD	HIRE OF 2 X 20' SHIPPING CONTAINERS, (2 CONTAINERS X 6 MONTHS HIRE)	$	198.00
EFT26279	**PERFORMANCE TINTING BUNBURY**	**PAYMENT**	**-$**	**663.00**
INVOICE	PERFORMANCE TINTING BUNBURY	ADMIN - SUPPLY & INSTALL PREMIUM AVERY HIGH DENSITY FROSTING TO THE FOLLOWING OFFICES, MANAGER FINANCE & CORPORATE, MANAGER EXECUTIVE SERVICES, COMMUNITY ENGAGEMENT	$	663.00
EFT26280	**HOLCIM (AUSTRALIA) PTY LTD**	**PAYMENT**	**-$**	**1,310.10**
INVOICE	HOLCIM (AUSTRALIA) PTY LTD	20 TONNES OF 10MM AGREGATE FOR DRAINAGE IN BRIDGE STREET	$	1,310.10
EFT26281	**GRACE RECORDS MANAGEMENT**	**PAYMENT**	**-$**	**31.35**
INVOICE	GRACE RECORDS MANAGEMENT	TUIA LODGE RECORDS STORAGE MARCH TO SEPTEMBER 2023 - APRIL 2023	$	31.35
EFT26282	**REPCO - DONNYBROOK**	**PAYMENT**	**-$**	**1,147.43**
INVOICE	REPCO - DONNYBROOK	P&G - SPANNER COMBO	$	15.20
INVOICE	REPCO - DONNYBROOK	FERNDALE BFB LIGHT TANKER - REPLACEMENT BATTERY	$	268.40
INVOICE	REPCO - DONNYBROOK	P&G - 12V SOCKET PLUG REPLACEMENT	$	11.33
INVOICE	REPCO - DONNYBROOK	DB117 P&G UTE - BATTERY DIN65LH MF	$	236.50
INVOICE	REPCO - DONNYBROOK	DEPOT - 1 X 15 PCE RATCHET WRENCH SET METRIC 1 X15 PCE RATCHET SET SAE	$	616.00
EFT26283	**SPRINT EXPRESS**	**PAYMENT**	**-$**	**79.20**
INVOICE	SPRINT EXPRESS	ALL LIFT SERVICES 1 X SKID, BUNBURY TRUCKS 1 X CARTON, STATEWIDE BEARINGS 1 X JIFFY - FREIGHT EXPENSES	$	79.20
EFT26284	**SPENCER SIGNS**	**PAYMENT**	**-$**	**70.40**
INVOICE	SPENCER SIGNS	DBK TRANSIT PARK - BRACKETS TO SUIT UNISTRUT (60MM)	$	70.40

SHIRE OF DONNYBROOK BALINGUP
SCHEDULE OF ACCOUNTS PAID UNDER DELEGATION (NO 3.1) IS PRESENTED FOR PUBLIC INFORMATION
PAYMENTS FROM 1 MAY TO 31 MAY 2023

EFT26285	**BUNBURY TRUCKS**	**PAYMENT**	**-$**	**206.97**
INVOICE	BUNBURY TRUCKS	DB4550 TRUCK - SERVICE KIT L022	$	206.97
EFT26286	**ST JOHN AMBULANCE AUSTRALIA**	**PAYMENT**	**-$**	**160.00**
INVOICE	ST JOHN AMBULANCE AUSTRALIA	DBK REC CTR - PROVIDE FIRST AID TRAINING	$	160.00
EFT26287	**JBS&G AUSTRALIA PTY LTD**	**PAYMENT**	**-$**	**385.00**
INVOICE	JBS&G AUSTRALIA PTY LTD	DWER LICENCE AMENDMENT - CONSULTANT FEES	$	385.00
EFT26288	**SHRED-X PTY LTD & AUSTRALIAN PAPER RECYCLING**	**PAYMENT**	**-$**	**95.38**
INVOICE	SHRED-X PTY LTD & AUSTRALIAN PAPER RECYCLING	W&S ADMIN OFFICE - SHREDDING BIN PICKUP - FEB 2023	$	95.38
EFT26289	**SCOPE BUSINESS IMAGING**	**PAYMENT**	**-$**	**105.23**
INVOICE	SCOPE BUSINESS IMAGING	DBK SES - PREVENTATIVE SERVICE PLAN FOR PRINTER/COPIER - APRIL 2023	$	105.23
EFT26290	**JOHANNES ANTONIUS SCHUIJLING**	**PAYMENT**	**-$**	**87.00**
INVOICE	JOHANNES ANTONIUS SCHUIJLING	DBK REC CTR - REIMBURSE WWC CHECK EXPENSES	$	87.00
EFT26291	**SHAPE MANAGEMENT**	**PAYMENT**	**-$**	**14,999.60**
INVOICE	SHAPE MANAGEMENT	PROJECT MANAGEMENT AND SUPERINTENDENCY SERVICES FOR THE VC MITCHELL PARK PROJECT FOR PERIOD FROM FEBRUARY TO SEPTEMBER 2023 (8 MONTHS). - MARCH 2023	$	7,499.80
INVOICE	SHAPE MANAGEMENT	PROJECT MANAGEMENT AND SUPERINTENDENCY SERVICES FOR THE VC MITCHELL PARK PROJECT FOR PERIOD FROM FEBRUARY TO SEPTEMBER 2023 (8 MONTHS). - APRIL 2023	$	7,499.80
EFT26292	**SOUTH WEST CLEANING**	**PAYMENT**	**-$**	**13,719.96**
INVOICE	SOUTH WEST CLEANING	PUBLIC TOILET FACILITIES AND BARBECUE CLEANING - 12TH JANUARY 2023 UNTIL 30TH JUNE 2023 - APRIL 2023	$	8,596.47
INVOICE	SOUTH WEST CLEANING	DBK DEPOT - CONTRACT CLEANING - APRIL 2023 & PURCHASE OF CONSUMABLES	$	5,123.49
EFT26293	**SALLY-ANNE HANSHAW**	**PAYMENT**	**-$**	**59.98**
INVOICE	SALLY-ANNE HANSHAW	DBK REC CTR - REIMBURSE PPE - STAFF UNIFORM THERMAL TOP	$	59.98
EFT26294	**TELSTRA - MELBOURNE ACCOUNTS**	**PAYMENT**	**-$**	**1,211.43**
INVOICE	TELSTRA - MELBOURNE ACCOUNTS	DEPOT - SMARTFILL	$	20.00
INVOICE	TELSTRA - MELBOURNE ACCOUNTS	TELEPHONE - LOWDEN BFB	$	89.99
INVOICE	TELSTRA - MELBOURNE ACCOUNTS	TELEPHONE - DBK LIBRARY	$	95.65
INVOICE	TELSTRA - MELBOURNE ACCOUNTS	TELEPHONE - THOMSON BROOK BFB	$	69.89
INVOICE	TELSTRA - MELBOURNE ACCOUNTS	TELEPHONE/SIP - ADMIN, BLN DEPOT & DBK DEPOT	$	770.90
INVOICE	TELSTRA - MELBOURNE ACCOUNTS	EMERGENCY COMMUNICATION SATELLITE PHONES X 3 - SATELLITE PLAN	$	165.00
EFT26295	**WA TREASURY CORPORATION**	**PAYMENT**	**-$**	**7,680.59**
INVOICE	WA TREASURY CORPORATION	LOAN 74 - REPAYMENT	$	7,680.59
EFT26296	**TOTALLY WORKWEAR**	**PAYMENT**	**-$**	**180.00**
INVOICE	TOTALLY WORKWEAR	OSH - STEEL CAP WORK BOOTS	$	180.00
EFT26297	**LILLIAN MAY TAYLOR**	**PAYMENT**	**-$**	**328.40**
INVOICE	LILLIAN MAY TAYLOR	REFUND OF RENTAL OVERPAYMENT	$	328.40
EFT26298	**TEAM GLOBAL EXPRESS PTY LTD**	**PAYMENT**	**-$**	**42.73**
INVOICE	TEAM GLOBAL EXPRESS PTY LTD	LEMC TABBARDS - FREIGHT EXPENSES	$	17.44
INVOICE	TEAM GLOBAL EXPRESS PTY LTD	RECORDS STATIONERY - FREIGHT EXPENSES	$	25.29
EFT26299	**TOTAL TOOLS BUNBURY**	**PAYMENT**	**-$**	**2,409.00**
INVOICE	TOTAL TOOLS BUNBURY	DEPOT - NEW TRASH RECOIL START HONDA WATER PUMP MH30T-2	$	2,409.00

SHIRE OF DONNYBROOK BALINGUP
SCHEDULE OF ACCOUNTS PAID UNDER DELEGATION (NO 3.1) IS PRESENTED FOR PUBLIC INFORMATION
PAYMENTS FROM 1 MAY TO 31 MAY 2023

EFT26300	**TIMIAMA NOMINEES PTY LTD**	**PAYMENT**	**-$**	**8,957.58**
INVOICE	TIMIAMA NOMINEES PTY LTD	UPPER CAPEL RD - GRAVEL MATERIAL TAKEN MARCH-APRIL 2023 - 3257.30 TONNE	$	8,957.58
EFT26301	**LANDGATE - VALUATION SERVICES**	**PAYMENT**	**-$**	**2,272.21**
INVOICE	LANDGATE - VALUATION SERVICES	INTERIM VALUATIONS	$	632.96
INVOICE	LANDGATE - VALUATION SERVICES	INTERIM VALUATIONS	$	221.75
INVOICE	LANDGATE - VALUATION SERVICES	INTERIM VALUATIONS	$	1,080.00
INVOICE	LANDGATE - VALUATION SERVICES	INTERIM VALUATIONS	$	337.50
EFT26302	**VOGUE FURNITURE**	**PAYMENT**	**-$**	**615.00**
INVOICE	VOGUE FURNITURE	OPAL MAXI OFFICE CHAIR FOR RATES OFFICER & DELIVERY	$	615.00
EFT26303	**WATER CORPORATION - ACCOUNTS**	**PAYMENT**	**-$**	**114.55**
INVOICE	WATER CORPORATION - ACCOUNTS	WATER & SEWERAGE - DONNYBROOK MEDICAL CENTRE - BENTLEY ST 01/05/2023 TO 30/06/2023	$	114.55
EFT26304	**SYNERGY**	**PAYMENT**	**-$**	**9,201.99**
INVOICE	SYNERGY	PRESTON VILLAGE UNIT 5 - PAYMENT OF ELECTRICITY ACCOUNT. RESIDENT VACATED PRIOR TO DATES ON ACCOUNT	$	41.55
INVOICE	SYNERGY	ELECTRICITY - VC MITCHELL PARK WATER PUMP 22/02/2023 TO 04/04/2023	$	102.26
INVOICE	SYNERGY	ELECTRICITY - STREET LIGHTING 25/03/2023 TO 24/04/2023	$	7,749.31
INVOICE	SYNERGY	ELECTRICITY - ESL EXPENDITURE - DONNYBROOK SES 04/02/2023 TO 05/04/2023	$	240.41
INVOICE	SYNERGY	ELECTRICITY - WORKS DEPOT - BALINGUP 23/02/2023 TO 04/05/2023	$	478.20
INVOICE	SYNERGY	ELECTRICITY - MEMORIAL PARK BALINGUP 23/02/2023 TO 04/05/2023	$	175.22
INVOICE	SYNERGY	ELECTRICITY - ESL EXPENDITURE - MUMBALLUP BFB 02/03/2023 TO 04/05/2023	$	235.10
INVOICE	SYNERGY	ELECTRICITY - BALINGUP VILLAGE GREEN 23/02/2023 TO 17/04/2023	$	179.94
EFT26305	**WESTRAC EQUIPMENT PTY LTD**	**PAYMENT**	**-$**	**254.94**
INVOICE	WESTRAC EQUIPMENT PTY LTD	DB1250 LOADER - BELT 350-8742, DB2201 LOADER - BELT 350-8742	$	254.94
EFT26306	**WORK CLOBBER**	**PAYMENT**	**-$**	**1,097.80**
INVOICE	WORK CLOBBER	PPE UNIFORMS WITH SHIRE LOGO FOR FULL TIME OUTDOOR STAFF	-$	210.60
INVOICE	WORK CLOBBER	PPE UNIFORMS WITH SHIRE LOGO FOR FULL TIME OUTDOOR STAFF	$	772.80
INVOICE	WORK CLOBBER	PPE UNIFORMS WITH SHIRE LOGO FOR FULL TIME OUTDOOR STAFF	$	217.20
INVOICE	WORK CLOBBER	P&G - 8 X HARD HATS, P&G - 4 X WET WEATHER PANTS (S, M, L, XL)	$	318.40
EFT26307	**CHRISTEL-LEE WITTBER**	**PAYMENT**	**-$**	**457.56**
INVOICE	CHRISTEL-LEE WITTBER	DBK LIBRARY - REIMBURSE ACCOMMODATION EXPENSES FOR TRAINING IN PERTH	$	457.56
EFT26308	**WEST KONG AGRICULTURAL MANAGEMENT PTY LTD**	**PAYMENT**	**-$**	**4,523.75**
INVOICE	WEST KONG AGRICULTURAL MANAGEMENT PTY LTD	REFUND CANCELLED BUILDING LICENCE	$	1,883.75
INVOICE	WEST KONG AGRICULTURAL MANAGEMENT PTY LTD	REFUND CANCELLED BUILDING LICENCE	$	2,640.00
EFT26308A	**SHIRE OF DONNYBROOK BALINGUP**	**PAYMENT**	**-$**	**135,966.55**
INVOICE	SHIRE OF DONNYBROOK BALINGUP	PAYROLL FOR PERIOD ENDING 17/05	$	135,966.55
EFT26309	**PERKINS BUILDERS**	**PAYMENT**	**-$**	**106,538.08**
INVOICE	PERKINS BUILDERS	VC MITCHELL PARK SPORTING & RECREATION PRECINCT, STAGE 1 - DESIGN PHASE - PROGRESS CLAIM 4	$	106,538.08
EFT26309A	**AUSTRALIAN TAX OFFICE**	**PAYMENT**	**-$**	**52,427.00**
INVOICE	AUSTRALIAN TAX OFFICE	BAS - APRIL 2023	$	52,427.00
EFT26309B	**AUSTRALIAN TAX OFFICE**	**PAYMENT**	**-$**	**15,601.90**

SHIRE OF DONNYBROOK BALINGUP
SCHEDULE OF ACCOUNTS PAID UNDER DELEGATION (NO 3.1) IS PRESENTED FOR PUBLIC INFORMATION
PAYMENTS FROM 1 MAY TO 31 MAY 2023

INVOICE	AUSTRALIAN TAX OFFICE	FRIGE BENEFITS TAX - FINAL INSTALMENT 22/23	$	15,601.90
53752	**PETTY CASH - ADMIN OFFICE**	**PAYMENT**	**-$**	**270.45**
INVOICE	PETTY CASH - ADMIN OFFICE	PETTY CASH RECOUP TO APRIL 2023	$	270.45
53753	**SHIRE OF BRIDGETOWN-GREENBUSHES**	**PAYMENT**	**-$**	**3,880.09**
INVOICE	SHIRE OF BRIDGETOWN-GREENBUSHES	SHARED BUSHFIRE RISK MITIGATION OFFICER - JANUARY TO MARCH 2023	$	3,880.09
53754	**DEPARTMENT OF TRANSPORT**	**PAYMENT**	**-$**	**800.00**
INVOICE	DEPARTMENT OF TRANSPORT	CUSTOMER PURCHASES OF SHIRE LOGO NUMBER PLATE X 4	$	800.00
53755	**DEPARTMENT OF TRANSPORT**	**PAYMENT**	**-$**	**24.85**
INVOICE	DEPARTMENT OF TRANSPORT	1TXQ265 TIPPING TRAILER - 2023/24 VEHICLE REGISTRATION	$	24.85
53756	**DEPARTMENT OF TRANSPORT**	**PAYMENT**	**-$**	**24.85**
INVOICE	DEPARTMENT OF TRANSPORT	DB18551 TRAILER - 2023/24 VEHICLE REGISTRATION	$	24.85
DD27018.1	**SPECTRUM SUPER**	**PAYMENT**	**-$**	**26.23**
INVOICE	SPECTRUM SUPER	EMPLOYEE SUPER DEDUCTION	$	26.23
DD27018.2	**BT SUPER FOR LIFE**	**PAYMENT**	**-$**	**217.54**
INVOICE	BT SUPER FOR LIFE	EMPLOYEE SUPER DEDUCTION	$	217.54
DD27018.3	**PRIME SUPER PTY LTD**	**PAYMENT**	**-$**	**268.62**
INVOICE	PRIME SUPER PTY LTD	EMPLOYEE SUPER DEDUCTION	$	268.62
DD27018.4	**MLC PLUM SUPER**	**PAYMENT**	**-$**	**357.13**
INVOICE	MLC PLUM SUPER	EMPLOYEE SUPER DEDUCTION	$	357.13
DD27018.5	**SUPERWRAP - PERSONAL SUPER PLAN**	**PAYMENT**	**-$**	**230.09**
INVOICE	SUPERWRAP - PERSONAL SUPER PLAN	EMPLOYEE SUPER DEDUCTION	$	230.09
DD27018.6	**BT PANORAMA SUPER**	**PAYMENT**	**-$**	**18.99**
INVOICE	BT PANORAMA SUPER	EMPLOYEE SUPER DEDUCTION	$	18.99
DD27018.7	**AUSTRALIAN ETHICAL RETAIL**	**PAYMENT**	**-$**	**47.79**
INVOICE	AUSTRALIAN ETHICAL RETAIL	EMPLOYEE SUPER DEDUCTION	$	47.79
DD27018.8	**AWARE SUPER**	**PAYMENT**	**-$**	**17,875.97**
INVOICE	AWARE SUPER	EMPLOYEE SUPER DEDUCTION	$	300.00
INVOICE	AWARE SUPER	EMPLOYEE SUPER DEDUCTION	$	350.00
INVOICE	AWARE SUPER	EMPLOYEE SUPER DEDUCTION	$	617.33
INVOICE	AWARE SUPER	EMPLOYEE SUPER DEDUCTION	$	13,835.87
INVOICE	AWARE SUPER	EMPLOYEE SUPER DEDUCTION	$	340.31
INVOICE	AWARE SUPER	EMPLOYEE SUPER DEDUCTION	$	118.91
INVOICE	AWARE SUPER	EMPLOYEE SUPER DEDUCTION	$	439.41
INVOICE	AWARE SUPER	EMPLOYEE SUPER DEDUCTION	$	160.00
INVOICE	AWARE SUPER	EMPLOYEE SUPER DEDUCTION	$	26.91
INVOICE	AWARE SUPER	EMPLOYEE SUPER DEDUCTION	$	592.28
INVOICE	AWARE SUPER	EMPLOYEE SUPER DEDUCTION	$	153.50
INVOICE	AWARE SUPER	EMPLOYEE SUPER DEDUCTION	$	364.01
INVOICE	AWARE SUPER	EMPLOYEE SUPER DEDUCTION	$	265.03
INVOICE	AWARE SUPER	EMPLOYEE SUPER DEDUCTION	$	47.44

SHIRE OF DONNYBROOK BALINGUP
SCHEDULE OF ACCOUNTS PAID UNDER DELEGATION (NO 3.1) IS PRESENTED FOR PUBLIC INFORMATION
PAYMENTS FROM 1 MAY TO 31 MAY 2023

INVOICE	AWARE SUPER	EMPLOYEE SUPER DEDUCTION	$	146.06
INVOICE	AWARE SUPER	EMPLOYEE SUPER DEDUCTION	$	118.91
DD27018.9	**AUSTRALIAN SUPER**	**PAYMENT**	**-$**	**3,162.68**
INVOICE	AUSTRALIAN SUPER	EMPLOYEE SUPER DEDUCTION	$	132.46
INVOICE	AUSTRALIAN SUPER	EMPLOYEE SUPER DEDUCTION	$	3,030.22
DD27018.10	**COLONIAL FIRSTCHOICE WHOLESALE PERSONAL SUPER**	**PAYMENT**	**-$**	**32.91**
INVOICE	COLONIAL FIRSTCHOICE WHOLESALE PERSONAL SUPER	EMPLOYEE SUPER DEDUCTION	$	32.91
DD27018.11	**MLC NOMINEES PTY LTD**	**PAYMENT**	**-$**	**28.48**
INVOICE	MLC NOMINEES PTY LTD	EMPLOYEE SUPER DEDUCTION	$	28.48
DD27018.12	**REST SUPERANNUATION**	**PAYMENT**	**-$**	**846.45**
INVOICE	REST SUPERANNUATION	EMPLOYEE SUPER DEDUCTION	$	846.45
DD27018.13	**COMMONWEALTH BANK GROUP SUPER**	**PAYMENT**	**-$**	**262.52**
INVOICE	COMMONWEALTH BANK GROUP SUPER	EMPLOYEE SUPER DEDUCTION	$	262.52
DD27018.14	**AMP LIFE LIMITED**	**PAYMENT**	**-$**	**246.29**
INVOICE	AMP LIFE LIMITED	EMPLOYEE SUPER DEDUCTION	$	246.29
DD27018.15	**HOSTPLUS**	**PAYMENT**	**-$**	**535.10**
INVOICE	HOSTPLUS	EMPLOYEE SUPER DEDUCTION	$	535.10
DD27043.1	**SPECTRUM SUPER**	**PAYMENT**	**-$**	**26.23**
INVOICE	SPECTRUM SUPER	EMPLOYEE SUPER DEDUCTION	$	26.23
DD27043.2	**PRIME SUPER PTY LTD**	**PAYMENT**	**-$**	**249.72**
INVOICE	PRIME SUPER PTY LTD	EMPLOYEE SUPER DEDUCTION	$	249.72
DD27043.3	**MLC PLUM SUPER**	**PAYMENT**	**-$**	**357.13**
INVOICE	MLC PLUM SUPER	EMPLOYEE SUPER DEDUCTION	$	357.13
DD27043.4	**MERCER SUPER TRUST**	**PAYMENT**	**-$**	**34.82**
INVOICE	MERCER SUPER TRUST	EMPLOYEE SUPER DEDUCTION	$	34.82
DD27043.5	**BT PANORAMA SUPER**	**PAYMENT**	**-$**	**18.99**
INVOICE	BT PANORAMA SUPER	EMPLOYEE SUPER DEDUCTION	$	18.99
DD27043.6	**UNISUPER**	**PAYMENT**	**-$**	**9.41**
INVOICE	UNISUPER	EMPLOYEE SUPER DEDUCTION	$	9.41
DD27043.7	**AWARE SUPER**	**PAYMENT**	**-$**	**17,013.37**
INVOICE	AWARE SUPER	EMPLOYEE SUPER DEDUCTION	$	300.00
INVOICE	AWARE SUPER	EMPLOYEE SUPER DEDUCTION	$	350.00
INVOICE	AWARE SUPER	EMPLOYEE SUPER DEDUCTION	$	570.44
INVOICE	AWARE SUPER	EMPLOYEE SUPER DEDUCTION	$	342.83
INVOICE	AWARE SUPER	EMPLOYEE SUPER DEDUCTION	$	13,012.68
INVOICE	AWARE SUPER	EMPLOYEE SUPER DEDUCTION	$	118.94
INVOICE	AWARE SUPER	EMPLOYEE SUPER DEDUCTION	$	439.41
INVOICE	AWARE SUPER	EMPLOYEE SUPER DEDUCTION	$	160.00
INVOICE	AWARE SUPER	EMPLOYEE SUPER DEDUCTION	$	27.33
INVOICE	AWARE SUPER	EMPLOYEE SUPER DEDUCTION	$	618.32

SHIRE OF DONNYBROOK BALINGUP
SCHEDULE OF ACCOUNTS PAID UNDER DELEGATION (NO 3.1) IS PRESENTED FOR PUBLIC INFORMATION
PAYMENTS FROM 1 MAY TO 31 MAY 2023

INVOICE	AWARE SUPER	EMPLOYEE SUPER DEDUCTION	$	142.70
INVOICE	AWARE SUPER	EMPLOYEE SUPER DEDUCTION	$	364.22
INVOICE	AWARE SUPER	EMPLOYEE SUPER DEDUCTION	$	263.92
INVOICE	AWARE SUPER	EMPLOYEE SUPER DEDUCTION	$	47.44
INVOICE	AWARE SUPER	EMPLOYEE SUPER DEDUCTION	$	146.06
INVOICE	AWARE SUPER	EMPLOYEE SUPER DEDUCTION	$	109.08
DD27043.8	**AUSTRALIAN SUPER**	**PAYMENT**	**-$**	**3,056.51**
INVOICE	AUSTRALIAN SUPER	EMPLOYEE SUPER DEDUCTION	$	132.75
INVOICE	AUSTRALIAN SUPER	EMPLOYEE SUPER DEDUCTION	$	2,923.76
DD27043.9	**COLONIAL FIRSTCHOICE WHOLESALE PERSONAL SUPER**	**PAYMENT**	**-$**	**34.68**
INVOICE	COLONIAL FIRSTCHOICE WHOLESALE PERSONAL SUPER	EMPLOYEE SUPER DEDUCTION	$	34.68
DD27043.10	**MLC NOMINEES PTY LTD**	**PAYMENT**	**-$**	**28.48**
INVOICE	MLC NOMINEES PTY LTD	EMPLOYEE SUPER DEDUCTION	$	28.48
DD27043.11	**REST SUPERANNUATION**	**PAYMENT**	**-$**	**837.82**
INVOICE	REST SUPERANNUATION	EMPLOYEE SUPER DEDUCTION	$	837.82
DD27043.12	**COMMONWEALTH BANK GROUP SUPER**	**PAYMENT**	**-$**	**248.77**
INVOICE	COMMONWEALTH BANK GROUP SUPER	EMPLOYEE SUPER DEDUCTION	$	248.77
DD27043.13	**HOSTPLUS**	**PAYMENT**	**-$**	**733.69**
INVOICE	HOSTPLUS	EMPLOYEE SUPER DEDUCTION	$	733.69
DD27043.14	**BT SUPER FOR LIFE**	**PAYMENT**	**-$**	**160.19**
INVOICE	BT SUPER FOR LIFE	EMPLOYEE SUPER DEDUCTION	$	160.19
DD27063.1	**SPECTRUM SUPER**	**PAYMENT**	**-$**	**26.23**
INVOICE	SPECTRUM SUPER	EMPLOYEE SUPER DEDUCTION	$	26.23
DD27063.2	**MERCER SUPER TRUST**	**PAYMENT**	**-$**	**229.84**
INVOICE	MERCER SUPER TRUST	EMPLOYEE SUPER DEDUCTION	$	229.84
DD27063.3	**PRIME SUPER PTY LTD**	**PAYMENT**	**-$**	**249.72**
INVOICE	PRIME SUPER PTY LTD	EMPLOYEE SUPER DEDUCTION	$	249.72
DD27063.4	**MLC PLUM SUPER**	**PAYMENT**	**-$**	**357.13**
INVOICE	MLC PLUM SUPER	EMPLOYEE SUPER DEDUCTION	$	357.13
DD27063.5	**BT PANORAMA SUPER**	**PAYMENT**	**-$**	**9.49**
INVOICE	BT PANORAMA SUPER	EMPLOYEE SUPER DEDUCTION	$	9.49
DD27063.6	**AUSTRALIAN ETHICAL RETAIL**	**PAYMENT**	**-$**	**41.10**
INVOICE	AUSTRALIAN ETHICAL RETAIL	EMPLOYEE SUPER DEDUCTION	$	41.10
DD27063.7	**AWARE SUPER**	**PAYMENT**	**-$**	**16,998.46**
INVOICE	AWARE SUPER	EMPLOYEE SUPER DEDUCTION	$	300.00
INVOICE	AWARE SUPER	EMPLOYEE SUPER DEDUCTION	$	350.00
INVOICE	AWARE SUPER	EMPLOYEE SUPER DEDUCTION	$	558.30
INVOICE	AWARE SUPER	EMPLOYEE SUPER DEDUCTION	$	340.58
INVOICE	AWARE SUPER	EMPLOYEE SUPER DEDUCTION	$	13,067.44
INVOICE	AWARE SUPER	EMPLOYEE SUPER DEDUCTION	$	118.91

SHIRE OF DONNYBROOK BALINGUP
SCHEDULE OF ACCOUNTS PAID UNDER DELEGATION (NO 3.1) IS PRESENTED FOR PUBLIC INFORMATION
PAYMENTS FROM 1 MAY TO 31 MAY 2023

INVOICE	AWARE SUPER	EMPLOYEE SUPER DEDUCTION	$	439.41
INVOICE	AWARE SUPER	EMPLOYEE SUPER DEDUCTION	$	160.00
INVOICE	AWARE SUPER	EMPLOYEE SUPER DEDUCTION	$	27.30
INVOICE	AWARE SUPER	EMPLOYEE SUPER DEDUCTION	$	617.26
INVOICE	AWARE SUPER	EMPLOYEE SUPER DEDUCTION	$	142.70
INVOICE	AWARE SUPER	EMPLOYEE SUPER DEDUCTION	$	339.32
INVOICE	AWARE SUPER	EMPLOYEE SUPER DEDUCTION	$	224.83
INVOICE	AWARE SUPER	EMPLOYEE SUPER DEDUCTION	$	47.44
INVOICE	AWARE SUPER	EMPLOYEE SUPER DEDUCTION	$	146.06
INVOICE	AWARE SUPER	EMPLOYEE SUPER DEDUCTION	$	118.91
DD27063.8	**AUSTRALIAN SUPER**	**PAYMENT**	**-$**	**3,253.69**
INVOICE	AUSTRALIAN SUPER	EMPLOYEE SUPER DEDUCTION	$	125.82
INVOICE	AUSTRALIAN SUPER	EMPLOYEE SUPER DEDUCTION	$	3,127.87
DD27063.9	**COLONIAL FIRSTCHOICE WHOLESALE PERSONAL SUPER**	**PAYMENT**	**-$**	**32.91**
INVOICE	COLONIAL FIRSTCHOICE WHOLESALE PERSONAL SUPER	EMPLOYEE SUPER DEDUCTION	$	32.91
DD27063.10	**MLC NOMINEES PTY LTD**	**PAYMENT**	**-$**	**28.48**
INVOICE	MLC NOMINEES PTY LTD	EMPLOYEE SUPER DEDUCTION	$	28.48
DD27063.11	**REST SUPERANNUATION**	**PAYMENT**	**-$**	**821.29**
INVOICE	REST SUPERANNUATION	EMPLOYEE SUPER DEDUCTION	$	821.29
DD27063.12	**COMMONWEALTH BANK GROUP SUPER**	**PAYMENT**	**-$**	**248.77**
INVOICE	COMMONWEALTH BANK GROUP SUPER	EMPLOYEE SUPER DEDUCTION	$	248.77
DD27063.13	**HOSTPLUS**	**PAYMENT**	**-$**	**586.21**
INVOICE	HOSTPLUS	EMPLOYEE SUPER DEDUCTION	$	586.21
DD27063.14	**AMP LIFE LIMITED**	**PAYMENT**	**-$**	**27.37**
INVOICE	AMP LIFE LIMITED	EMPLOYEE SUPER DEDUCTION	$	27.37
DD27083.1	**SPECTRUM SUPER**	**PAYMENT**	**-$**	**26.23**
INVOICE	SPECTRUM SUPER	EMPLOYEE SUPER DEDUCTION	$	26.23
DD27083.2	**MERCER SUPER TRUST**	**PAYMENT**	**-$**	**209.35**
INVOICE	MERCER SUPER TRUST	EMPLOYEE SUPER DEDUCTION	$	209.35
DD27083.3	**PRIME SUPER PTY LTD**	**PAYMENT**	**-$**	**249.72**
INVOICE	PRIME SUPER PTY LTD	EMPLOYEE SUPER DEDUCTION	$	249.72
DD27083.4	**MLC PLUM SUPER**	**PAYMENT**	**-$**	**357.13**
INVOICE	MLC PLUM SUPER	EMPLOYEE SUPER DEDUCTION	$	357.13
DD27083.5	**AUSTRALIAN ETHICAL RETAIL**	**PAYMENT**	**-$**	**41.10**
INVOICE	AUSTRALIAN ETHICAL RETAIL	EMPLOYEE SUPER DEDUCTION	$	41.10
DD27083.6	**AWARE SUPER**	**PAYMENT**	**-$**	**20,722.63**
INVOICE	AWARE SUPER	EMPLOYEE SUPER DEDUCTION	$	300.00
INVOICE	AWARE SUPER	EMPLOYEE SUPER DEDUCTION	$	350.00
INVOICE	AWARE SUPER	EMPLOYEE SUPER DEDUCTION	$	563.01
INVOICE	AWARE SUPER	EMPLOYEE SUPER DEDUCTION	$	340.31

SHIRE OF DONNYBROOK BALINGUP
SCHEDULE OF ACCOUNTS PAID UNDER DELEGATION (NO 3.1) IS PRESENTED FOR PUBLIC INFORMATION
PAYMENTS FROM 1 MAY TO 31 MAY 2023

INVOICE	AWARE SUPER	EMPLOYEE SUPER DEDUCTION	$	118.91
INVOICE	AWARE SUPER	EMPLOYEE SUPER DEDUCTION	$	16,857.97
INVOICE	AWARE SUPER	EMPLOYEE SUPER DEDUCTION	$	439.41
INVOICE	AWARE SUPER	EMPLOYEE SUPER DEDUCTION	$	160.00
INVOICE	AWARE SUPER	EMPLOYEE SUPER DEDUCTION	$	21.55
INVOICE	AWARE SUPER	EMPLOYEE SUPER DEDUCTION	$	617.31
INVOICE	AWARE SUPER	EMPLOYEE SUPER DEDUCTION	$	142.70
INVOICE	AWARE SUPER	EMPLOYEE SUPER DEDUCTION	$	364.01
INVOICE	AWARE SUPER	EMPLOYEE SUPER DEDUCTION	$	135.04
INVOICE	AWARE SUPER	EMPLOYEE SUPER DEDUCTION	$	47.44
INVOICE	AWARE SUPER	EMPLOYEE SUPER DEDUCTION	$	146.06
INVOICE	AWARE SUPER	EMPLOYEE SUPER DEDUCTION	$	118.91
DD27083.7	**AUSTRALIAN SUPER**	**PAYMENT**	**-$**	**3,181.68**
INVOICE	AUSTRALIAN SUPER	EMPLOYEE SUPER DEDUCTION	$	144.69
INVOICE	AUSTRALIAN SUPER	EMPLOYEE SUPER DEDUCTION	$	3,036.99
DD27083.8	**COLONIAL FIRSTCHOICE WHOLESALE PERSONAL SUPER**	**PAYMENT**	**-$**	**32.91**
INVOICE	COLONIAL FIRSTCHOICE WHOLESALE PERSONAL SUPER	EMPLOYEE SUPER DEDUCTION	$	32.91
DD27083.9	**MLC NOMINEES PTY LTD**	**PAYMENT**	**-$**	**59.76**
INVOICE	MLC NOMINEES PTY LTD	EMPLOYEE SUPER DEDUCTION	$	59.76
DD27083.10	**REST SUPERANNUATION**	**PAYMENT**	**-$**	**919.57**
INVOICE	REST SUPERANNUATION	EMPLOYEE SUPER DEDUCTION	$	919.57
DD27083.11	**COMMONWEALTH BANK GROUP SUPER**	**PAYMENT**	**-$**	**248.77**
INVOICE	COMMONWEALTH BANK GROUP SUPER	EMPLOYEE SUPER DEDUCTION	$	248.77
DD27083.12	**HOSTPLUS**	**PAYMENT**	**-$**	**613.87**
INVOICE	HOSTPLUS	EMPLOYEE SUPER DEDUCTION	$	613.87
DD27083.13	**AMP LIFE LIMITED**	**PAYMENT**	**-$**	**125.10**
INVOICE	AMP LIFE LIMITED	EMPLOYEE SUPER DEDUCTION	$	125.10
DD27111.1	**SPECTRUM SUPER**	**PAYMENT**	**-$**	**26.23**
INVOICE	SPECTRUM SUPER	EMPLOYEE SUPER DEDUCTION	$	26.23
DD27111.2	**MERCER SUPER TRUST**	**PAYMENT**	**-$**	**197.06**
INVOICE	MERCER SUPER TRUST	EMPLOYEE SUPER DEDUCTION	$	197.06
DD27111.3	**PRIME SUPER PTY LTD**	**PAYMENT**	**-$**	**249.72**
INVOICE	PRIME SUPER PTY LTD	EMPLOYEE SUPER DEDUCTION	$	249.72
DD27111.4	**MLC PLUM SUPER**	**PAYMENT**	**-$**	**357.13**
INVOICE	MLC PLUM SUPER	EMPLOYEE SUPER DEDUCTION	$	357.13
DD27111.5	**BT PANORAMA SUPER**	**PAYMENT**	**-$**	**37.97**
INVOICE	BT PANORAMA SUPER	EMPLOYEE SUPER DEDUCTION	$	37.97
DD27111.6	**AUSTRALIAN ETHICAL RETAIL**	**PAYMENT**	**-$**	**26.76**
INVOICE	AUSTRALIAN ETHICAL RETAIL	EMPLOYEE SUPER DEDUCTION	$	26.76
DD27111.7	**AWARE SUPER**	**PAYMENT**	**-$**	**17,927.59**

SHIRE OF DONNYBROOK BALINGUP
SCHEDULE OF ACCOUNTS PAID UNDER DELEGATION (NO 3.1) IS PRESENTED FOR PUBLIC INFORMATION
PAYMENTS FROM 1 MAY TO 31 MAY 2023

INVOICE	AWARE SUPER	EMPLOYEE SUPER DEDUCTION	$	300.00
INVOICE	AWARE SUPER	EMPLOYEE SUPER DEDUCTION	$	350.00
INVOICE	AWARE SUPER	EMPLOYEE SUPER DEDUCTION	$	604.44
INVOICE	AWARE SUPER	EMPLOYEE SUPER DEDUCTION	$	340.65
INVOICE	AWARE SUPER	EMPLOYEE SUPER DEDUCTION	$	14,016.93
INVOICE	AWARE SUPER	EMPLOYEE SUPER DEDUCTION	$	118.91
INVOICE	AWARE SUPER	EMPLOYEE SUPER DEDUCTION	$	439.41
INVOICE	AWARE SUPER	EMPLOYEE SUPER DEDUCTION	$	160.00
INVOICE	AWARE SUPER	EMPLOYEE SUPER DEDUCTION	$	23.78
INVOICE	AWARE SUPER	EMPLOYEE SUPER DEDUCTION	$	615.81
INVOICE	AWARE SUPER	EMPLOYEE SUPER DEDUCTION	$	142.70
INVOICE	AWARE SUPER	EMPLOYEE SUPER DEDUCTION	$	364.01
INVOICE	AWARE SUPER	EMPLOYEE SUPER DEDUCTION	$	129.00
INVOICE	AWARE SUPER	EMPLOYEE SUPER DEDUCTION	$	56.98
INVOICE	AWARE SUPER	EMPLOYEE SUPER DEDUCTION	$	146.06
INVOICE	AWARE SUPER	EMPLOYEE SUPER DEDUCTION	$	118.91
DD27111.8	**AUSTRALIAN SUPER**	**PAYMENT**	**-$**	**3,238.06**
INVOICE	AUSTRALIAN SUPER	EMPLOYEE SUPER DEDUCTION	$	132.62
INVOICE	AUSTRALIAN SUPER	EMPLOYEE SUPER DEDUCTION	$	3,105.44
DD27111.9	**COLONIAL FIRSTCHOICE WHOLESALE PERSONAL SUPER**	**PAYMENT**	**-$**	**32.91**
INVOICE	COLONIAL FIRSTCHOICE WHOLESALE PERSONAL SUPER	EMPLOYEE SUPER DEDUCTION	$	32.91
DD27111.10	**MLC NOMINEES PTY LTD**	**PAYMENT**	**-$**	**44.12**
INVOICE	MLC NOMINEES PTY LTD	EMPLOYEE SUPER DEDUCTION	$	44.12
DD27111.11	**REST SUPERANNUATION**	**PAYMENT**	**-$**	**899.76**
INVOICE	REST SUPERANNUATION	EMPLOYEE SUPER DEDUCTION	$	899.76
DD27111.12	**COMMONWEALTH BANK GROUP SUPER**	**PAYMENT**	**-$**	**248.77**
INVOICE	COMMONWEALTH BANK GROUP SUPER	EMPLOYEE SUPER DEDUCTION	$	248.77
DD27111.13	**HOSTPLUS**	**PAYMENT**	**-$**	**580.98**
INVOICE	HOSTPLUS	EMPLOYEE SUPER DEDUCTION	$	580.98
DD27111.14	**AMP LIFE LIMITED**	**PAYMENT**	**-$**	**78.19**
INVOICE	AMP LIFE LIMITED	EMPLOYEE SUPER DEDUCTION	$	78.19
		TOTAL PAYMENTS	**-$**	**1,474,529.32**
		TOTAL INVOICES	**$**	**1,474,529.32**

SHIRE OF DONNYBROOK BALINGUP

Statement of Financial Activity

31/05/2023

TABLE OF CONTENTS

	Page
Rate Setting Statement	1
Material Variances	2-3
Net Current Assets	4
Statement of Comprehensive Income by Nature and Type and Program	5-7
Detailed Statement of Comprehensive Income by Program	8-26
Capital Expenditure by Program (including Funding Sources)	27-34
Plant Replacement Program	35-37
Investments	38
Statement of Reserves	39-44
Grant Income	45
Borrowings	46
Trust Funds	47
Delegation Write Off	48
Public Works Overheads	49
Plant Operation Costs	50

SHIRE OF DONNYBROOK BALINGUP
RATE SETTING STATEMENT
31/05/2023

	2022/2023 Original Budget	2022/2023 Budget Amendments	2022/2023 Current Budget	2022/2023 YTD Budget	2022/2023 Actual
	$	$	$	$	$
REVENUES					
Governance	33,029	8,800	41,829	38,303	56,934
General Purpose Funding	7,217,459	240,602	7,458,061	7,426,257	7,416,177
Law, Order, Public Safety	1,737,631	(1,124,385)	613,246	497,600	523,402
Health	151,329	0	151,329	138,678	134,756
Education and Welfare	1,715,358	42,193	1,757,551	1,013,748	811,494
Community Amenities	878,063	10,184	888,247	877,065	885,019
Recreation and Culture	6,098,635	40,940	6,139,575	3,229,109	747,570
Transport	4,535,915	(1,770,660)	2,765,255	2,534,706	1,322,707
Economic Services	207,620	12,006	219,626	201,265	210,068
Other Property and Services	176,427	114,033	290,460	266,240	295,610
	22,751,467	**(2,426,287)**	**20,325,180**	**16,222,971**	**12,403,738**
EXPENSES					
Governance	(1,176,304)	(46,529)	(1,222,832)	(1,070,973)	(1,015,128)
General Purpose Funding	(240,156)	36,324	(203,832)	(186,941)	(199,128)
Law, Order, Public Safety	(1,467,993)	(46,240)	(1,514,233)	(1,388,883)	(1,231,563)
Health	(264,558)	(4,600)	(269,158)	(246,391)	(252,739)
Education and Welfare	(920,484)	51,382	(869,102)	(797,848)	(704,435)
Community Amenities	(2,152,807)	29,572	(2,123,235)	(1,945,264)	(1,800,475)
Recreation and Culture	(4,374,723)	28,566	(4,346,157)	(3,918,118)	(4,754,936)
Transport	(5,097,166)	52,059	(5,045,107)	(4,624,594)	(6,377,631)
Economic Services	(568,195)	(80,139)	(648,334)	(583,308)	(576,480)
Other Property and Services	(176,427)	(197,045)	(373,472)	(344,592)	(377,186)
	(16,438,811)	**(176,650)**	**(16,615,461)**	**(15,106,912)**	**(17,289,701)**
Adjustments for Cash Budget Requirements:					
Non-Cash Expenditure and Revenue					
(Profit)/Loss on Asset Disposals	(27,576)	0	(27,576)	(25,273)	1,030,362
Depreciation on Assets	5,798,081	0	5,798,081	5,314,355	6,720,215
Capital Expenditure and Revenue					
Infrastructure - Roads	(2,897,766)	(293,806)	(3,191,572)	(2,962,336)	(2,644,415)
Infrastructure - Bridges	(1,932,686)	1,932,686	0	0	0
Infrastructure - Footpaths	(221,590)	(2,644)	(224,234)	(205,740)	(214,610)
Infrastructure - Other	(239,367)	(3,027)	(242,394)	(223,612)	(94,715)
Plant And Equipment	(899,341)	(24,472)	(923,813)	(819,743)	(346,353)
Furniture And Equipment	(119,841)	(86,697)	(206,538)	(155,553)	(132,825)
Land	0	0	0	0	0
Buildings	(12,680,662)	1,367,629	(11,313,033)	(4,568,746)	(1,221,914)
Proceeds from Disposal of Assets Plant and Equipment	287,260	(16,304)	270,956	128,318	128,318
Proceeds from Disposal of Assets Land	0	100,000	100,000	100,000	100,000
Repayment of Debentures	(109,902)	0	(109,902)	(65,983)	(65,983)
Principal elements of finance lease payments	(15,032)	0	(15,032)	(13,783)	(14,029)
Repayment of Lease Liability	(275,000)	(341,000)	(616,000)	(616,000)	(621,000)
Proceeds from New Debentures	3,000,000	(100,000)	2,900,000	0	0
Proceeds from new Leases	275,000	341,000	616,000	616,000	621,000
Self-Supporting Loan Principal Income	9,396	0	9,396	9,396	9,655
Loan Principal Income	13,333	0	13,333	11,111	12,222
Transfers To Reserves (Restricted Assets)	(779,400)	0	(779,400)	0	(89,611)
Transfers /From Reserves (Restricted Assets)	2,679,985	(265,598)	2,414,386	0	95,058
Estimated Surplus/(Deficit) July 1 B/Fwd	1,822,450	9,486	1,831,937	1,831,937	1,831,936
Estimated Surplus/(Deficit)	**(0)**	**14,317**	**14,317**	**(540,704)**	**217,348**

SHIRE OF DONNYBROOK BALINGUP

Material Variance Reporting
31/05/2023

Pursuant to Regulation 34(5) of the Local Government (Financial Management) Regulations 1996, Council adopted a material variance for reporting of $10,000 for 2022-2023

Operating Revenues	**VARIANCE**	
Governance	18,631	LSL contributions $22k over, Insurance rebates $4k under
General Purpose Funding	(10,081)	Fees and Charges $4k over,Debt Recovery $3k over, Rates $4k over, Interest Municipal Fund $6k over and Interest Reserve Fund $26k under
Law, Order, Public Safety	25,802	CESM reimbursement $14k under, Bushfire mitigation grant $32k under, ESL Operating Grant $67k over, Aware Grant $5k under, Fees and Charges $4k over and P/L sale of asset $4k over
Education & Welfare	(202,254)	Preston Vill amenities fees $57k over, Preston Vill lease fees $6k over, Prest Village reimb $57.5k over, Preston Village reserve fund fee $25.5k over, Grant Australia Day $5.5k under and SHERP funding $325k under, Fees & Charges Well Aged $18k under
Community Amenities	7,954	Sanitation and Refuse Income $3k under, Cemetery Income $5k over and T/Plan Fees $6k over
Recreation and Culture	(2,481,539)	Dbk Rec Fees & Charges $18.5k over, Reimbursements $2k over, Grants $6k over, LRCI Grant $38k under, VC Mitchell Grant $2.47m under,
Transport	(1,211,999)	Blackspot $117k under, Commodity Route $20k under, Contribution to Asset $168k under, LRCI Grant $405k under, Regional Road Group $237k under, Roads to Recovery $279k under and Road Mtc Income $25k under
Economic Service	8,803	Fees & Charges Dbk Transit Park $17k over, Building Income $8k under
Other Property and Service	29,370	Reimb $29k over budget.
Operating Expenses	**VARIANCE**	
Governance	55,845	Members of council op exp $35k under, Other Governance Expenditure $36k under and Admin General $15k over
General Purpose Funding	(12,187)	Rates expenditure over
Law, Order, Public Safety	157,320	Fire prevention expenses $106k under, Animal expenses $13k under, Other law & order expenses $38k under
Education and Welfare	93,413	Preston village expenses $85k over, Tuia lodge Depreciation (Non Cash) $58k under, Community & youth $33k under, Other welfare $88k under
Community Amenities	144,789	Sanitation refuse expenses $47k under, Town planning expenses $50k under and Other community amenities $32k under, Urban stormwater $9k under and Protection environment $6k under
Recreation and Culture	(836,818)	Hall Depreciation (Non Cash) $38K over, Hall expenses $9k under, Rec centre depreciation $126k under, Rec Centre expenses $49k under, Other rec & sport Non Cash Loss on Revaluation of Assets $942k over, Other rec & sport Expenses $27.5k over, Libraries $19k under and Other Culture $32k over
Transport	(1,753,037)	Depreciation (Non Cash) $1,357.5k over and Mtce expenses $395k over
Economic Services	6,828	Tourism Expenses $38k under, Building Expenses $5k under, Other Economic Services expenses $20k under, Other Economic Services Non Cash Loss on Revaluation of Assets $73k over and Economic Development $16k under
Other Property and Services	(32,594)	PWO Costs $85k over, Plant Costs $7k over and Project Operation Costs $59k under

SHIRE OF DONNYBROOK BALINGUP
Material Variance Reporting
31/05/2023

Pursuant to Regulation 34(5) of the Local Government (Financial Management) Regulations 1996, Council adopted a material variance for reporting of $10,000 for 2022-2023

Adjustment for Cash Budget Requirements:	**VARIANCE**	
Depreciation on Assets	1,405,860	Depreciation over - due to Revaluations
Capital Expenditure and Revenue		
Infrastructure - Roads	317,921	Roadworks Gen $25k under, RRG $54k under, RTR $50k under, Blackspot $230k under and Com.Route $42k over.
Infrastructure - Other	128,897	Egan Park Infras $75k under, Cemeteries $13k under, Dbk Townsite $13k under, Parks & Garden $13k under, VC Mitchell Park $6k under, Park Equipment $4k under and Balingup Bowling Club $4k under
Plant And Equipment	473,390	Plant purchases - timing
Furniture And Equipment	22,728	Admin F&E $16.5k over, Rec Centre $39k under
Buildings	3,346,832	SHERP $710k under, VC Mitchell $2.36k under, Public Toilet $26k under, Brookhampton Hall $45.5k under, Balingup Hall $26k under, Community Centre $48.5k under, Kirup Rec $20.5k under, Depot Bldg $40k under, Transit Park $24k under, Dbk Rec Centre $28k under, Dental Building $13.5k under
Repayment of Lease Liability	(5,000)	Timing for sale of Preston Village units
Proceeds from new Leases	5,000	Timing on sale of Preston Village units

SHIRE OF DONNYBROOK BALINGUP
NET CURRENT ASSETS
31/05/2023

Composition of Estimated Net Current Asset Position	2022/2023 YTD Actual
CURRENT ASSETS	
Cash At Bank - Municipal Fund	2,664,329
Petty Cash On Hand	960
Cash At Bank - Reserve Fund	45,396
Cash At Bank - Reserve Fund Investments	5,268,538
Cash At Bank - Municipal Fund Investments	2,264,903
Cash At Bank - Trust Fund	56,967
Sub Total Cash	**10,301,092**
Accounts Receivable - Rates Debtors Total	443,149
Accounts Receivable - Rates Debtors Esl Total	24,838
Sundry Debtors Other	141,956
Gst Asset Account	118,858
Prepayments Total	(0)
Inventories - Stock On Hand Total	212,730
Total Current Assets	**11,242,624**
LESS: CURRENT LIABILITIES	
Provsn For Annual Leave	(417,614)
Prov For Lsl	(438,729)
Bonds / Deposits - Tuia Lodge Rad	(300,000)
Bonds / Deposits - Bcitf & Brb	(5,630)
Bonds / Deposits - Extractive Industry License Bonds	(124,611)
Bonds / Deposits - Developer Retention Bonds	(84,183)
Bonds / Deposits - Transportable Building Bonds	(20,000)
Bonds / Deposits - Sundry Bonds / Deposits	(25,246)
Bonds / Deposits (Current Liability - Restricted) - Hockey Pitch Re	(8,941)
Bonds/Deposits - Sherp Retention	(20,034)
Sundry Creditors	(988,618)
Paye Account	(120,519)
Sdy Debtors Rates -Excess	(189,548)
Contract Liability (Current) - Grant Revenue	(2,140,551)
Contract Liability (Current) - Contribution To Works	(633,253)
Lease Liability - Current Total	(15,032)
Gst Liability Account	(86,295)
Esl Levied	(603)
Current Liability (Clay Stock Pile)	(50,000)
Current Loan Liability	(65,983)
	(5,735,391)
NET CURRENT ASSET POSITION	**5,507,233**
Less: Cash - Restricted Reserves	(5,313,934)
Less: Cash - Restricted Trust	(56,967)
Add: Current Portion Lease Liabilities	15,032
Add: Current Portion Borrowings	65,983
ESTIMATED SURPLUS/(DEFICIENCY) C/FWD	**217,348**

SHIRE OF DONNYBROOK BALINGUP
STATEMENT OF COMPREHENSIVE INCOME
BY NATURE AND TYPE
31/05/2023

	2022/2023 Original Budget	2022/2023 Budget Amendments	2022/2023 Current Budget	2022/2023 YTD Budget	2022/2023 Actual
	$	$	$	$	$
REVENUE					
Rates	6,535,076	(5,320)	6,529,756	6,527,639	6,529,851
Operating Grants	1,486,301	301,555	1,787,856	1,615,828	1,641,479
Subsidies and Contributions	19,790	5,200	24,990	22,867	101,681
Fees and Charges	1,885,721	32,625	1,918,346	1,824,324	1,940,134
Service Charges	0	0	0	0	0
Interest Earnings	99,410	172,627	272,037	249,359	229,585
Other Revenue	408	0	408	366	338
Revenue	**10,026,707**	**506,687**	**10,533,394**	**10,240,383**	**10,443,068**
EXPENSES					
Employee Costs	(5,793,710)	(143,771)	(5,937,481)	(5,430,168)	(5,538,492.12)
Materials and Contracts	(3,590,388)	60,647	(3,529,742)	(3,234,797)	(2,759,482.15)
Utility Charges	(461,585)	3,826	(457,758)	(419,425)	(390,973.11)
Depreciation	(5,798,081)	0	(5,798,081)	(5,314,355)	(6,720,214.82)
Interest Expenses	(85,448)	0	(85,448)	(8,961)	(7,852.22)
Insurance Expenses	(434,693)	(13,697)	(448,390)	(419,765)	(442,806.69)
Other Expenditure	(243,008)	(83,655)	(326,663)	(250,213)	(345,464.94)
Expense	**(16,406,912)**	**(176,650)**	**(16,583,562)**	**(15,077,684)**	**(16,205,286)**
NET	**(6,380,206)**	**330,037**	**(6,050,168)**	**(4,837,301)**	**(5,762,218)**
Non-Operating Grants	12,476,684	(2,932,974)	9,543,710	5,755,220	1,901,616
Subsidies and Contributions	188,601	0	188,601	172,867	5,000
Profit on Asset Disposals	57,531	0	57,531	52,727	51,840
Loss on Asset Disposals	(29,955)	0	(29,955)	(27,454)	(1,082,201)
NET RESULT	**6,312,656**	**(2,602,937)**	**3,709,719**	**1,116,059**	**(4,885,964)**
Other Comprehensive Income	0			0	0
TOTAL COMPREHENSIVE INCOME	**6,312,656**	**(2,602,937)**	**3,709,719**	**1,116,059**	**(4,885,964)**

SHIRE OF DONNYBROOK BALINGUP
STATEMENT OF COMPREHENSIVE INCOME
BY PROGRAM
31/05/2023

	2022/2023 Original Budget	2022/2023 Budget Amendments	2022/2023 Current Budget	2022/2023 YTD Budget	2022/2023 Actual
	$	$	$	$	$
REVENUE					
General Purpose Funding	7,217,459	240,602	7,458,061	7,426,257	7,416,177
Governance	33,029	8,800	41,829	38,303	56,934
Law, Order, Public Safety	1,737,631	(1,124,385)	613,246	497,600	523,402
Health	151,329	0	151,329	138,678	134,756
Education and Welfare	1,715,358	42,193	1,757,551	1,013,748	811,494
Housing	0	0	0	0	0
Community Amenities	878,063	10,184	888,247	877,065	885,019
Recreation and Culture	6,098,635	40,940	6,139,575	3,229,109	747,570
Transport	4,535,915	(1,770,660)	2,765,255	2,534,706	1,322,707
Economic Services	207,620	12,006	219,626	201,265	210,068
Other Property and Services	176,427	114,033	290,460	266,240	295,610
	22,751,467	(2,426,287)	20,325,180	16,222,971	12,403,738
EXPENSES					
General Purpose Funding	(240,156)	36,324	(203,832)	(186,941)	(199,128)
Governance	(1,176,304)	(46,529)	(1,222,832)	(1,070,973)	(1,015,128)
Law, Order, Public Safety	(1,467,993)	(46,240)	(1,514,233)	(1,388,883)	(1,231,563)
Health	(264,558)	(4,600)	(269,158)	(246,391)	(252,739)
Education and Welfare	(920,484)	51,382	(869,102)	(797,848)	(704,435)
Housing	0	0	0	0	0
Community Amenities	(2,152,806.60)	29,572	(2,123,235)	(1,945,264)	(1,800,475)
Recreation & Culture	(4,374,723)	28,566	(4,346,157)	(3,918,118)	(4,754,936)
Transport	(5,097,166)	52,059	(5,045,107)	(4,624,594)	(6,377,631)
Economic Services	(568,195)	(80,139)	(648,334)	(583,308)	(576,480)
Other Property and Services	(176,427)	(197,045)	(373,472)	(344,592)	(377,186)
	(16,438,811)	(176,650)	(16,615,461)	(15,106,912)	(17,289,701)
NET RESULT	**6,312,656**	**(2,602,937)**	**3,709,719**	**1,116,059**	**(4,885,964)**
Other Comprehensive Income	0	0	0	0	0
TOTAL COMPREHENSIVE INCOME	**6,312,656**	**(2,602,937)**	**3,709,719**	**1,116,059**	**(4,885,964)**

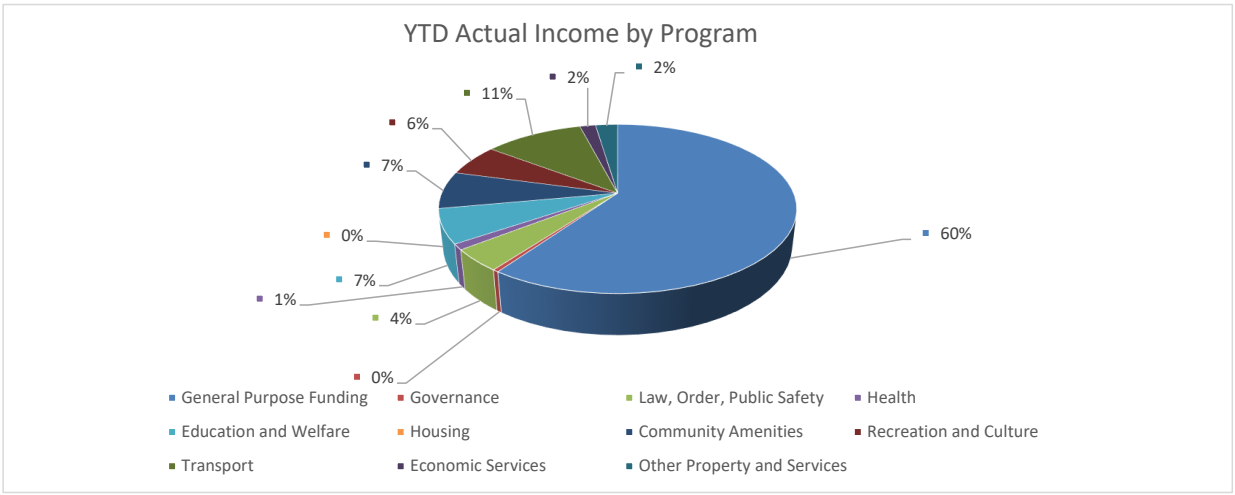
YTD Actual Income by Program
2%
2%
11%
6%
7%
60%
0%
7%
1%
4%
0%
General Purpose Funding
Governance
Law, Order, Public Safety
Health
Education and Welfare
Housing
Community Amenities
Recreation and Culture
Transport
Economic Services
Other Property and Services

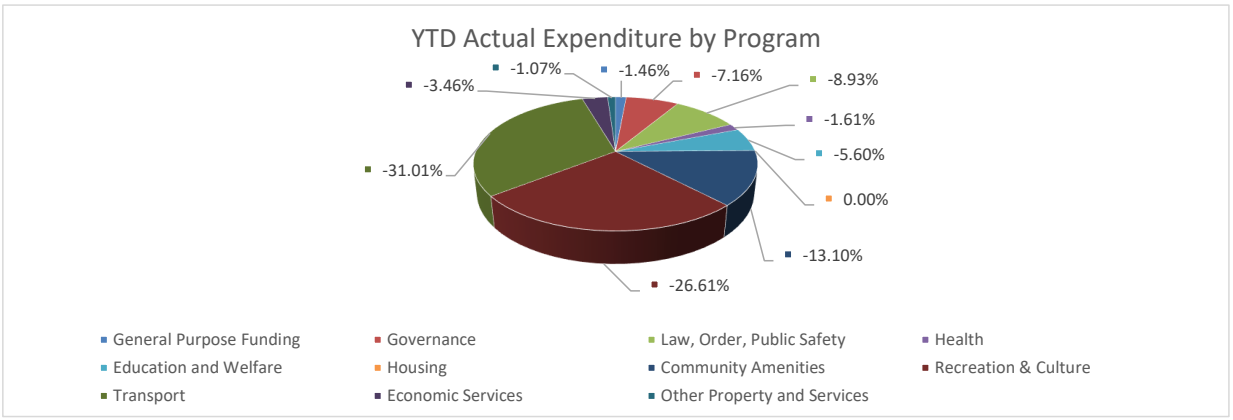
YTD Actual Expenditure by Program
-1.07%
-1.46%
-7.16%
-8.93%
-3.46%
-1.61%
-5.60%
-31.01%
0.00%
-13.10%
-26.61%
General Purpose Funding
Governance
Law, Order, Public Safety
Health
Education and Welfare
Housing
Community Amenities
Recreation & Culture
Transport
Economic Services
Other Property and Services

COA	Job	Description	2022/2023 Orginal Budget $	Budget Amendments $	2022/2023 Current Budget $	2022/2023 YTD Budget $	2022/2023 Actual $
General Purpose Funding							
Rate Revenue - Expenditure							
0076		ADMIN SALARIES REALLOCATED TO RATES	28,651	0	28,651	26,255	23,551
0126		GEN ADMIN COSTS REALLOCATED TO RATES	19,516	0	19,516	17,881	18,205
0131		RATES WRITTEN OFF	1,944	0	1,944	1,774	2,214
0142		SALARIES - RATING	59,948	8,000	67,948	62,282	63,125
1932		RATING VALUATIONS	95,000	(70,000)	25,000	22,913	31,276
1952		POSTAGE & STATIONERY	16,640	0	16,640	15,249	16,013
1962		LEGAL COSTS (RATES)	5,400	25,000	30,400	27,863	32,777
1972		ADVERTISING & OTHER EXP.	5,824	(2,824)	3,000	2,750	2,453
5022		TRAINING EXPENSES - RATING	1,534	0	1,534	1,397	0
5842		SUPERANNUATION (RATES)	3,973	3,500	7,473	6,853	7,794
6102		EMPLOYEE INSURANCE - WORKERS COMPENSATION	1,726	0	1,726	1,724	1,721
		Total Operating Income Rate Revenue	**240,156**	**(36,324)**	**203,832**	**186,941**	**199,128**
General Purpose Funding							
Rate Revenue - Income							
0011		RATES - GENERAL RATES LEVIED	(6,599,115)	0	(6,599,115)	(6,599,115)	(6,599,117)
0031		INTEREST - RATES INSTALMENT	(17,340)	(2,800)	(20,140)	(18,458)	(20,069)
0061		INTEREST - ARREARS	(39,375)	6,000	(33,375)	(30,591)	(29,938)
0070		RATE CONCESSION	94,683	0	94,683	94,683	94,683
0071		RATES - INTERIM & BACK RATES	(35,504)	5,000	(30,504)	(27,962)	(30,867)
0081		LESS: RATES - DISCOUNTS / CONCESSIONS	2,916	320	3,236	2,981	3,236
0101		INTEREST - DEFERRED PENSIONERS	(1,515)	(827)	(2,342)	(2,145)	(2,342)
0121		REIMBURSEMENT - DEBT RECOVERY	(2,500)	(25,000)	(27,500)	(25,212)	(27,744)
2163		FEES & CHARGES - RATES INSTALMENTS / PAYMENT ARRANGEMENTS	(25,500)	(2,800)	(28,300)	(25,938)	(28,082)
		Total Operating Income Rate Revenue	**(6,623,250)**	**(20,107)**	**(6,643,357)**	**(6,631,757)**	**(6,640,239)**
General Purpose Funding - Schedule 3							
General Purpose Grants - Income							
0091		GRANTS - LGGC FINANCIAL ASSISTANCE GRANTS	(332,660)	(59,991)	(392,651)	(392,651)	(392,651)
1031		GRANTS - LGGC LOCAL ROAD GRANT	(179,263)	(504)	(179,767)	(179,764)	(179,767)
		Total Operating Income General Purpose Grants	**(511,923)**	**(60,495)**	**(572,418)**	**(572,415)**	**(572,418)**
General Purpose Funding - Schedule 3							
Other General Purpose Funding - Income							
0643		FEES & CHARGES	(40,290)	15,000	(25,290)	(23,188)	(25,314)
0911		OTHER REVENUE	(408)	0	(408)	(366)	(338)
0981		FEES & CHARGES (GST FREE) - SPECIAL SERIES NUMBER PLATES	(408)	0	(408)	(366)	(630)
4881		INTEREST - MUNICIPAL FUND	(16,180)	(70,000)	(86,180)	(79,002)	(84,960)
4891		INTEREST - RESERVE FUND	(25,000)	(105,000)	(130,000)	(119,163)	(92,277)
		Total Operating Income General Purpose Funding	**(82,286)**	**(160,000)**	**(242,286)**	**(222,085)**	**(203,519)**

Summary of Operations - General Purpose Funding

Rate Revenue					
Sub Total Operating Expenditure	240,156	(36,324)	203,832	186,941	199,128
Sub Total Operating Income	(6,623,250)	(20,107)	(6,643,357)	(6,631,757)	(6,640,239)
	(6,383,095)	**(56,431)**	**(6,439,526)**	**(6,444,816)**	**(6,441,111)**
General Purpose Grants					
Sub Total Operating Expenditure	0	0	0	0	0
Sub Total Operating Income	(511,923)	(60,495)	(572,418)	(572,415)	(572,418)
	(511,923)	**(60,495)**	**(572,418)**	**(572,415)**	**(572,418)**
Other General Purpose Funding					
Sub Total Operating Expenditure	0	0	0	0	0
Sub Total Operating Income	(82,286)	(160,000)	(242,286)	(222,085)	(203,519)
	(82,286)	**(160,000)**	**(242,286)**	**(222,085)**	**(203,519)**
Total Operating Expenditure	240,156	(36,324)	203,832	186,941	199,128
Total Operating Income	(7,217,459)	(240,602)	(7,458,061)	(7,426,257)	(7,416,177)
Program (Surplus)/Deficit	**(6,977,304)**	**(276,926)**	**(7,254,230)**	**(7,239,316)**	**(7,217,048)**

COA	Job	Description	2022/2023 Orginal Budget $	Budget Amendments $	2022/2023 Current Budget $	2022/2023 YTD Budget $	2022/2023 Actual $
Governance - Schedule 4 Members of Council - Expenditure							
0122		SALARIES	257,941	0	257,941	236,424	222,863
0132		REFRESHMENT & ENTERTAIN	10,400	0	10,400	9,529	8,482
0146		ADMIN BLDG COSTS REALLOCATED TO GOVERNANCE	61,434	0	61,434	56,305	57,307
0162		CR ALLOWANCES - TRAVEL	6,000	(4,783)	1,217	1,111	1,217
0172		CR ALLOWANCES -PRESIDENTIAL	12,823	(7,380)	5,443	4,994	5,443
0192		CONFERENCE EXPENSES	5,200	5,759	10,959	10,046	11,159
0202		COUNCILLOR'S INSURANCE	9,801	(694)	9,107	8,349	9,107
0222		COUNCIL STATIONERY/GIFTS	3,160	(2,529)	631	583	960
0232		CR ALLOWANCES - MEETING	93,236	(52,715)	40,521	37,147	40,521
0242		CR ALLOWANCES - OTHER	4,000	(4,000)	0	0	0
0252		DONATIONS	59,194	0	59,194	54,248	32,566
0332		DONATION BALINGUP RAIL GROUP	5,000	0	5,000	4,579	0
0336		COMMISSIONER ALLOWANCES	0	118,000	118,000	59,000	84,073
1222		INFORMATION TECHNOLOGY ALLOWANCE - COUNCILLORS	11,250	(6,572)	4,678	4,290	4,678
5532		VOLUNTEER'S FUNCTION	2,080	0	2,080	1,903	400
5852		SUPERANNUATION	29,866	0	29,866	27,366	27,074
5922		COUNCIL FUNCTIONS	12,500	0	12,500	11,454	8,601
6112		EMPLOYEE INSURANCE - WORKERS COMPENSATION	11,478	0	11,478	11,476	11,445
6302		DEPRECIATION - GOVERNANCE	30,850	0	30,850	28,268	7,342
6932		COUNCILLOR TRAINING	14,000	(14,000)	0	0	(441)
9722		ADMIN SAL REALLOCATED - MEMBERS GENERAL	3,343	0	3,343	3,058	2,748
		Total Operating Expenditure Members of Council	**643,557**	**31,086**	**674,643**	**570,130**	**535,547**
Governance - Schedule 4 Members of Council - Income							
0233		FEES & CHARGES	(102)	0	(102)	(88)	0
0243		REIMBURSEMENTS	(50)	0	(50)	(44)	(530)
		Total Operating Income Members of Council	**(152)**	**0**	**(152)**	**(132)**	**(530)**
Governance - Schedule 4 Administration - Expenditure							
0036		ADMIN EMPLOYEE COSTS REALLOCATED	(982,119)	0	(982,119)	(900,204)	(807,271)
0066		GEN ADMIN COSTS REALLOCATED	(580,916)	0	(580,916)	(532,464)	(541,890)
0250		LEASE INTEREST EXPENSE - ADMIN	1,240	0	1,240	1,133	1,633
0262		ADMIN TRAINING CONFERENCE & COURSE FEES	53,980	0	53,980	49,471	49,868
0272		SALARIES (ADM)	848,910	(61,000)	787,910	722,249	669,046
0282		SUPERANNUATION (ADMIN)	83,521	1,400	84,921	77,847	79,122
0292		EMPLOYEE INSURANCE - WORKERS COMPENSATION	49,688	9,500	59,188	54,252	59,104
0342		DEPRECIATION (ADM)	55,922	0	55,922	51,253	51,153
0352		COMPUTER SOFTWARE COSTS	41,600	3,000	44,600	40,887	46,175
0362	***Various***	OFFICE & SURROUNDS MTCE.	84,573	(956)	83,617	76,761	76,067
0372		OTH OFFICE EXPENSES (A003	6,240	0	6,240	5,720	5,648
0382		PRINTING & STATIONERY	15,600	0	15,600	14,295	10,954
0392		COMPUTER MTCE AND AGREEMENTS	139,272	0	139,272	127,653	126,444
0402		UNIFORM ALLOWANCE	6,000	0	6,000	5,492	1,760
0432		VEHICLE RUNNING COSTS	23,000	0	23,000	21,074	19,303
0452		ADVERTISING	1,040	0	1,040	946	1,104
0532		TELEPHONE & FACSIMILE	27,000	0	27,000	24,745	27,001
0542		POSTAGE	5,100	0	5,100	4,667	2,958
0562		OFFICE EQUIPMENT MAINTENANCE	15,080	0	15,080	13,819	4,445
0582		CONTRACT STAFF WAGES	0	0	0	0	0
0852		BANK CHARGES	16,120	0	16,120	14,768	14,198
0882		INSURANCE - OTHER	32,152	0	32,152	32,150	32,204
1072		FRINGE BENEFITS TAX	29,999	0	29,999	22,497	28,780
1092		COMPUTER USER GROUP SUBSCRIPTION	728	0	728	660	700
5572		CEO NETWORKING & STAFF REWARDS ALLOWANCE	1,500	1,500	3,000	2,750	1,000
5582		STAFF RECRUITMENT COSTS - ADMIN	10,000	25,000	35,000	32,087	23,634
5702		OCCUPATIONAL SAFETY AND HEALTH (RE-ALLOC. TO PROGRAMS)	1,250	0	1,250	1,144	175
6022		FURNITURE & EQUIPMENT UNDER THRESHOLD	13,520	7,492	21,012	19,261	16,686
		Total Operating Expenditure Administration	**0**	**(14,064)**	**(14,064)**	**(15,087)**	**(0)**

COA	Job	Description	2022/2023 Orginal Budget $	Budget Amendments $	2022/2023 Current Budget $	2022/2023 YTD Budget $	2022/2023 Actual $
Governance - Schedule 4							
Administration - Income							
0693		CONTRIB TO LSL - ADMIN	0	0	0	0	(21,982)
7863		INSURANCE REBATES	(20,000)	0	(20,000)	(18,332)	(13,793)
7873		REIMBURSEMENTS - ADMINISTRATION	(11,319)	(8,800)	(20,119)	(18,447)	(20,133)
1095		BUILDING RENEWAL CONTRIBUTION	0	0	0	0	0
		Total Operating Income Administration	**(31,319)**	**(8,800)**	**(40,119)**	**(36,779)**	**(55,908)**
Governance - Schedule 4							
Other Goverance Costs - Expense							
0156		ADMIN SALARIES REALLOCATED TO OTHER GOVERNANCE.	42,967	0	42,967	39,381	35,317
0182		SUBSCRIPTIONS	32,000	0	32,000	29,324	43,966
0206		GEN ADMIN COSTS REALLOC TO OTHER GOVERNANCE	42,527	0	42,527	38,974	39,670
0892		NON-SPECIFIC LEGAL COSTS	15,600	4,000	19,600	17,963	13,897
0952		AUDIT FEES	51,480	0	51,480	47,183	47,476
0962		CONSULTANTS FEES	117,312	33,200	150,512	137,973	95,328
1042		PUBLIC RELATIONS	21,320	0	21,320	19,534	18,337
1082		RESOURCE SHAR/ECON DEV	22,000	8,500	30,500	27,962	42,704
3772		SALARIES - GOVERNANCE	151,952	(13,611)	138,341	126,808	121,787
5862		SUPERANNUATION (GOVERNANCE)	17,107	(2,582)	14,525	13,310	13,336
5912		RISK MANAGEMENT	11,440	0	11,440	10,478	0
6122		EMPLOYEE INSURANCE - WORKERS COMPENSATION	7,041	0	7,041	7,040	7,021
		Total Operating expenditure Governancve Other	**532,746**	**29,507**	**562,253**	**515,930**	**479,581**
Governance - Schedule 4							
Other Goverance Costs - Income							
0333		CONTRIBUTIONS	(800)	0	(800)	(726)	(294)
0901		REIMBURSEMENTS - STAFF TELEPHONE	(150)	0	(150)	(132)	0
0921		FEES & CHARGES	(204)	0	(204)	(179)	(202)
0951		REIMBURSEMENTS - STAFF UNIFORM	(200)	0	(200)	(176)	0
1041		FEES & CHARGES - GST FREE	(204)	0	(204)	(179)	0
		Total Operating Income Governance Other	**(1,558)**	**0**	**(1,558)**	**(1,392)**	**(496)**
		Summary of Operations - Governance Program					
		Members of Council					
		Sub Total Operating Expenditure	643,557	31,086	674,643	570,130	535,547
		Sub Total Operating Income	(152)	0	(152)	(132)	(530)
			643,405	**31,086**	**674,491**	**569,998**	**535,017**
		Administration					
		Sub Total Operating Expenditure	0	(14,064)	(14,064)	(15,087)	(0)
		Sub Total Operating Income	(31,319)	(8,800)	(40,119)	(36,779)	(55,908)
			(31,319)	**(22,864)**	**(54,183)**	**(51,866)**	**(55,908)**
		Other Governace					
		Sub Total Operating Expenditure	532,746	29,507	562,253	515,930	479,581
		Sub Total Operating Income	(1,558)	0	(1,558)	(1,392)	(496)
			531,188	**29,507**	**560,695**	**514,538**	**479,085**
		Total Operating Expenditure	1,176,304	46,529	1,222,832	1,070,973	1,015,128
		Total Operating Income	(33,029)	(8,800)	(41,829)	(38,303)	(56,934)
		Program (Surplus)/Deficit	**1,143,275**	**37,729**	**1,181,003**	**1,032,670**	**958,194**
Law, Order & Public Safety - Schedule 5							
Fire Prevention - Expenditure							
0216		ADMIN SALARIES REALLOC TO FIRE CONTROL	63,439	0	63,439	58,142	52,145
0266		GENERAL ADMIN COSTS REALLOC TO FIRE CONTROL	31,960	0	31,960	29,291	29,813
0632		FIRE CONTROL EXPENSES	43,000	(3,100)	39,900	36,575	11,125
0642		INSURANCE (FC)	45,308	8,999	54,307	49,786	54,128
0672		PUBLIC STANDPIPES	25,000	0	25,000	22,913	20,193
0682		BUSH FIRE MITIGATION - SHIRE	10,400	0	10,400	9,529	3,021
1062		DEPRECIATION (FC)	59,666	0	59,666	54,688	40,586
1132		CESM - EMERGENCY MGMT SALS	123,616	0	123,616	113,303	167,962
1172		ARGYLE IRISHTOWN BFB PLANNING AND STUDIES	18,430	0	18,430	16,891	0
3572		FURNITURE & EQUIPMENT UNDER THRESHOLD	2,373	0	2,373	2,167	0
5142		ESL OPERATING EXPENSES SHIRE	177,235	4,500	181,735	166,584	201,035
5592		DEPRECIATION ON BRIGADE PLANT	349,965	0	349,965	320,777	278,235
6402		CESM SUPERANNUATION	13,611	0	13,611	12,469	12,537
6412		CESM OFFICE EXPENSES	23,508	0	23,508	22,082	24,555
6962		BUSH FIRE MITIGATION - SEMC	133,316	0	133,316	122,199	30,662
7382		REGIONAL BUSHFIRE MITIGATION CO-ORDINATOR - CONTRIBUTION	19,135	0	19,135	17,529	6,154
		Total Operating Expenditure Fire Prevention	**1,139,963**	**10,399**	**1,150,362**	**1,054,925**	**932,151**

COA	Job	Description	2022/2023 Orginal Budget $	Budget Amendments $	2022/2023 Current Budget $	2022/2023 YTD Budget $	2022/2023 Actual $
Law, Order & Public Safety - Schedule 5 Fire Prevention - Income							
0703		FEES & CHARGES - FINES	(2,000)	0	(2,000)	(1,826)	(2,750)
0745		REIMBURSEMENTS	(1,000)	(18,000)	(19,000)	(17,413)	(19,128)
0773		CONTRIBUTIONS	(1,000)	0	(1,000)	(913)	(398)
0783		FEES & CHARGES - SALE OF STANDPIPE WATER	(30,000)	0	(30,000)	(27,498)	(30,241)
1011		FEES & CHARGES - ESL COMMISSION	(4,000)	0	(4,000)	(4,000)	(4,000)
5123		GRANTS - VBFB ESL OPERATING GRANT	(222,255)	0	(222,255)	(166,689)	(234,733)
5983		REIMBURSEMENTS - DFES FOR CESM	(102,468)	0	(102,468)	(93,915)	(79,993)
6963		GRANTS - BUSHFIRE MITIGATION	(162,923)	0	(162,923)	(122,190)	(90,391)
0765		GRANTS (CAPITAL) - VBFB ESL ASSETS	(1,146,785)	1,146,785	0	0	0
		Total Operating Income Fire Prevention	**(1,672,431)**	**1,128,785**	**(543,646)**	**(434,444)**	**(461,634)**
Law, Order & Public Safety - Schedule 5 Animal Control - Expenditure							
0276		ADMIN SALARIES REALLOC TO ANIMAL CONTROL	37,177	0	37,177	34,068	30,558
0326		ADMIN GENERAL COSTS REALLOC TO ANIMAL CONTROL	27,858	0	27,858	25,529	25,986
0762		A/C TRAINING EXPENSES	2,500	0	2,500	2,288	2,706
0772		SALARIES (AC)	128,752	33,075	161,827	148,346	137,426
0782		SUPERANNUATION (AC)	15,985	(1,639)	14,346	13,156	10,978
0792		VEHICLE EXPENSE (AC)	15,500	0	15,500	14,204	19,729
0802		GENERAL EXPENSES (AC)	11,025	4,405	15,430	14,522	16,753
0812		CLOTHING ALLOWANCE	1,248	0	1,248	1,136	430
0822		TELEPHONE ALLOWANCE	1,989	0	1,989	1,815	1,519
0827		A/H CALL SERVICE - ANIMAL	4,000	0	4,000	3,663	1,793
0832		DEPRECIATION (AC)	1,818	0	1,818	1,661	440
6821		P/L SALE OF ASSET (AC)	1,357	0	1,357	1,243	0
		Total Operating Expenditure Animal Control	**249,210**	**35,841**	**285,051**	**261,631**	**248,319**
Law, Order & Public Safety - Schedule 5 Animal Control - Income							
0833		FEES & CHARGES - DOG REGISTRATION	(27,500)	0	(27,500)	(27,500)	(22,849)
0843		FEES & CHARGES - FINES	(4,000)	0	(4,000)	(3,663)	(10,243)
0863		REIMBURSEMENTS - ANIMAL CONTROL	0	(4,400)	(4,400)	(4,037)	(4,400)
0873		FEES & CHARGES - ANIMAL FACILITY LICENSING	(510)	0	(510)	(462)	(260)
0893		FEES & CHARGES - ANIMAL IMPOUNDING	(3,060)	0	(3,060)	(2,797)	(1,337)
1193		FEES & CHARGES - CAT REGISTRATIONS	(4,590)	0	(4,590)	(4,590)	(4,456)
		Total Operating Income Animal Control	**(39,660)**	**(4,400)**	**(44,060)**	**(43,049)**	**(47,876)**
Law, Order & Public Safety - Schedule 5 Other Law, Order & Public Safety - Expenditure							
0912		DEPRECIATION (OTHER LAW & ORDER)	21,853	0	21,853	20,026	14,075
0922	***A005***	DBK BRANCH-EMERGENCY SVES	19,780	0	19,780	18,242	13,061
1142		AWARE PROGRAMME - EMERGENCY MANAGEMENT	5,760	0	5,760	5,272	0
1152	***M032***	EMERGENCY RESPONSE, FESA SES ETC	5,272	0	5,272	4,829	1,438
5192		LEMC OPERATING EXPENSES	1,000	0	1,000	913	336
5193		EMERGENCY COMMUNICATION EXPENDITURE	1,530	0	1,530	1,397	1,405
5602		DEP'N ON SES PLANT	16,402	0	16,402	15,029	14,905
5742		COMMUNITY ROAD SAFETY	1,040	0	1,040	946	0
5772		BUILDING MAINTENANCE (EX SES BUILDING)	1,118	0	1,118	1,042	1,517
6862		ADMIN SALARIES REALLOCATED - OLOPS	3,315	0	3,315	3,036	2,725
6872		GENERAL ADMIN COSTS REALLOCATED - OLOPS	1,750	0	1,750	1,595	1,633
		Total Operating Expenditure Other Law, Order & Public Safety	**78,820**	**0**	**78,820**	**72,327**	**51,094**
Law, Order & Public Safety - Schedule 5 Other Law, Order & Public Safety - Income							
1153		GRANTS AWARE PROGRAMME	(5,760)	0	(5,760)	(5,272)	0
1163		GRANT - SES ESL OPERATING GRANT	(19,780)	0	(19,780)	(14,835)	(13,892)
		Total Operating Income Other Law, Order & Public Safety	**(25,540)**	**0**	**(25,540)**	**(20,107)**	**(13,892)**

COA	Job	Description	2022/2023 Orginal Budget $	Budget Amendments $	2022/2023 Current Budget $	2022/2023 YTD Budget $	2022/2023 Actual $
		Summary of Operations - Law, Order & Public Safety Program					
		Fire Prevention					
		Sub Total Operating Expenditure	1,139,963	10,399	1,150,362	1,054,925	932,151
		Sub Total Operating Income	(1,672,431)	1,128,785	(543,646)	(434,444)	(461,634)
			(532,468)	**1,139,184**	**606,716**	**620,481**	**470,517**
		Animal Control					
		Sub Total Operating Expenditure	249,210	35,841	285,051	261,631	248,319
		Sub Total Operating Income	(39,660)	(4,400)	(44,060)	(43,049)	(47,876)
			209,550	**31,441**	**240,991**	**218,582**	**200,442**
		Other Law, Order & Public Safety					
		Sub Total Operating Expenditure	78,820	0	78,820	72,327	51,094
		Sub Total Operating Income	(25,540)	0	(25,540)	(20,107)	(13,892)
			53,280	**0**	**53,280**	**52,220**	**37,202**
		Total Operating Expenditure	1,467,993	46,240	1,514,233	1,388,883	1,231,563
		Total Operating Income	(1,737,631)	1,124,385	(613,246)	(497,600)	(523,402)
		Program (Surplus)/Deficit	**(269,638)**	**1,170,625**	**900,987**	**891,283**	**708,161**
Health - Schedule 7 Health Inspection & Administration - Expenditure							
0426		ADMIN SALARIES REALLOC TO HEALTH INSP.	29,526	0	29,526	27,058	24,270
0476		ADMIN GENERAL COSTS REALLOC TO HEALTH INSP.	15,747	0	15,747	14,427	14,689
1262		SALARIES (HLTH)	103,734	0	103,734	95,081	98,056
1272		SUPERANNUATION - HEALTH	9,902	0	9,902	9,067	9,464
1302		CONF & TRAIN EXPENSES	2,045	0	2,045	1,870	441
1312		VEHICLE EXPENSES - HEALTH	7,800	0	7,800	7,142	7,990
1322		SUNDRY HEALTH EXPENSES	3,823	0	3,823	3,559	2,010
1332		LEGAL EXPENSES	540	0	540	487	0
2082		ANALYTICAL EXPENSES	2,080	0	2,080	1,903	1,382
3492		CONTRACT/RELIEF STAFF (FOOD INSPECTIONS)	5,000	0	5,000	4,579	17,523
6182		EMPLOYEE INSURANCE - WORKERS COMPENSATION	4,758	0	4,758	4,758	4,745
7392		FRINGE BENEFITS TAX - HEALTH	5,202	0	5,202	3,900	5,380
		Total Operating Expenditure Health Inspection & Admin	**190,157**	**0**	**190,157**	**173,831**	**185,950**
Health - Schedule 7 Health Inspection & Administration - Income							
1343		FEES & CHARGES - GST FREE - LICENSING / INSPECTIONS	(23,020)	0	(23,020)	(21,093)	(20,600)
1443		FEES & CHARGES - FINES	(500)	0	(500)	(451)	(96)
1463		CONTRIBUTION - EMPLOYEES	(1,190)	0	(1,190)	(1,089)	(909)
		Total Operating Income Health Inspection & Administration	**(24,710)**	**0**	**(24,710)**	**(22,633)**	**(21,605)**
Health - Schedule 7 Health Other - Expenditure							
1512		BANK CHARGES LOANS OTHER HEATH	371	0	371	330	178
1592	***B072***	MEDICAL CENTRE MTC	16,992	700	17,692	16,214	17,010
1602	***B005***	DENTAL SURGERY OPERATING	7,040	3,900	10,940	10,021	15,441
1612		INTEREST ON LOANS (MEDIC - TREASURY CORP)	2,244	0	2,244	2,244	2,013
1622		DEPRECIATION (MED/DENT)	43,660	0	43,660	40,011	28,670
6882		ADMIN EMPLOYEE COSTS REALLOCATED - HEALTH	3,075	0	3,075	2,816	2,528
6892		GENERAL ADMIN COSTS REALLOCATED - HEALTH	1,018	0	1,018	924	950
		Total Operating Expenditure Health Other	**74,401**	**4,600**	**79,001**	**72,560**	**66,789**
Health - Schedule 7 Health Other - Income							
1081		REIMBURSEMENTS	(13,000)	0	(13,000)	(11,908)	(9,471)
1091		FEES & CHARGES - PROPERTY LEASES	(113,619)	0	(113,619)	(104,137)	(103,680)
		Total Operating income Health Other	**(126,619)**	**0**	**(126,619)**	**(116,045)**	**(113,151)**

COA	Job	Description	2022/2023 Orginal Budget $	Budget Amendments $	2022/2023 Current Budget $	2022/2023 YTD Budget $	2022/2023 Actual $
		Summary of Operations - Health Program					
		Health Inspection & Administration					
		Sub Total Operating Expenditure	190,157	0	190,157	173,831	185,950
		Sub Total Operating Income	(24,710)	0	(24,710)	(22,633)	(21,605)
			165,447	**0**	**165,447**	**151,198**	**164,345**
		Health Other					
		Sub Total Operating Expenditure	74,401	4,600	79,001	72,560	66,789
		Sub Total Operating Income	(126,619)	0	(126,619)	(116,045)	(113,151)
			(52,218)	**4,600**	**(47,618)**	**(43,485)**	**(46,362)**
		Total Operating Expenditure	264,558	4,600	269,158	246,391	252,739
		Total Operating Income	(151,329)	0	(151,329)	(138,678)	(134,756)
		Program (Surplus)/Deficit	**113,229**	**4,600**	**117,829**	**107,713**	**117,983**
Education & Welfare Schedule 8 Preston Village Retirement							
4007	***Various***	UTILITY CHARGES (PRESTON VILLAGE)	16,440	0	16,440	15,070	23,096
4017		PROPERTY INSURANCE (PRESTON VILLAGE)	9,300	2,700	12,000	11,000	12,032
4027		WORKERS COMP INSURANCE (PRESTON VILLAGE)	1,532	0	1,532	1,530	1,680
4037		CONTRACTORS (PRESTON VILLAGE)	9,800	0	9,800	8,987	8,989
4047		EMERGENCY PHONE MONITORING (PRESTON VILLAGE)	2,500	0	2,500	2,288	4,267
4057		GENERAL EXPENSES (PRESTON VILLAGE)	500	0	500	451	75
4077		GROUNDS MAINTENANCE (PRESTON VILLAGE)	5,000	0	5,000	4,579	4,517
4167		SALARIES - PRESTON VILLAGE	15,000	0	15,000	13,745	15,157
4177		SUPERANNUATION - PRESTON VILLAGE	2,500	0	2,500	2,288	1,637
4192		PRESTON VILLAGE RETIREMENT UNITS MTC	32,000	0	32,000	29,337	92,700
5007		ADMINISTRATION SALARIES REALLOCATED (PRESTON VILLAGE)	5,000	0	5,000	4,579	3,542
5027		GENERAL ADMINISTRATION COSTS REALLOCATED REALLOCATED (PRESTON VILLAGE)	2,517	0	2,517	2,299	1,837
5107		GENERAL MAINTENANCE COSTS - PRESTON VILLAGE	2,500	0	2,500	2,288	723
6202		DEPRECIATION (PRESTON VILLAGE)	72,018	0	72,018	66,010	70,446
8462		SELLING / LEASING COSTS - PRESTON VILLAGE	10,000	0	10,000	9,166	18,000
		Total Operating Expenditure Preston Retirement Village	**186,607**	**2,700**	**189,307**	**173,617**	**258,698**
Education & Welfare Schedule 8 Preston Village Retirement							
1353		REIMBURSEMENTS - PRESTON VILLAGE	(10,000)	0	(10,000)	(9,166)	(66,633)
1523		FEES & CHARGES - LEASE PRESTON VILLAGE	(56,518)	0	(56,518)	(51,795)	(56,256)
3133		REIMBURSEMENTS - PRESTON VILLAGE	(3,000)	0	(3,000)	(2,742)	(2,106)
5953		FEES & CHARGES - PRESTON VILLAGE COMMUNITY CENTRE	(5,000)	0	(5,000)	(4,579)	(6,411)
		Total Operating Income Preston Retirement Village	**(74,518)**	**0**	**(74,518)**	**(68,282)**	**(214,637)**
Education & Welfare Schedule 8 TUIA Lodge - Expenditure							
1642		DEPRECIATION (TUIA)	168,737	0	168,737	154,656	96,306
3592		INTEREST ON LOANS - (TUIA)	3,625	0	3,625	3,625	2,931
3682		PROPERTY INSURANCE - (TUIA)	39	0	39	38	0
3702		MEDICAL MALPRACTICE INSURANCE - (TUIA)	6,500	(1,000)	5,500	5,038	5,550
3937		STATE GUARANTEE FEE - (TUIA)	1,667	0	1,667	1,521	816
		Total Operating Expenditure TUIA Lodge	**180,568**	**9,634**	**190,202**	**174,624**	**116,236**
Education & Welfare Schedule 8 TUIA Lodge - Income							
1693		CARE INCOME - ACFI SUBSIDIES	(10,075)	0	(10,075)	(9,232)	(10,075)
1716		FEES & CHARGES - PROPERTY LEASES	(31,092)	(2,500)	(33,592)	(30,789)	(31,092)
1101		REIMBURSEMENTS - TUIA LODGE	0	(19,193)	(19,193)	(17,589)	(19,193)
		Total Operating Income TUIA Lodge	**(41,167)**	**(21,693)**	**(62,860)**	**(57,610)**	**(60,360)**

COA	Job	Description	2022/2023 Orginal Budget $	Budget Amendments $	2022/2023 Current Budget $	2022/2023 YTD Budget $	2022/2023 Actual $
Education & Welfare Schedule 8 Care Families and Children - Expenditure							
1362		COMMUNITY CENTRE / INFANT HEALTH CLINIC	7,650	650	8,300	7,612	9,002
4052		LIONS CLUB BUILDING ALLNUT ST	2,557	0	2,557	2,366	2,399
4337		ADMIN SALARIES REALLOCATED	1,075	0	1,075	979	884
4347		GENERAL ADMIN COSTS REALLOCATED	348	0	348	311	325
5932		1ST DONNYBROOK SCOUT BLDG	616	0	616	616	1,135
6002		BALINGUP COMMUNITY CENTRE	312	0	312	278	333
		Total Operating Expenditure Care Families and Children	**12,559**	**650**	**13,209**	**12,162**	**14,077**
Education & Welfare Schedule 8 Care Families and Children - Income							
1643		FEES & CHARGES - PROPERTY LEASES	(2,001)	0	(2,001)	(1,826)	(1,970)
4003		REIMBURSEMENTS	(1,250)	0	(1,250)	(1,144)	(1,279)
		Total Operating Income Care Families and Children	**(3,251)**	**0**	**(3,251)**	**(2,970)**	**(3,248)**
Education & Welfare Schedule 8 Community & Youth Development - Expenditure							
0486		ADMIN SALARIES REALLOC TO COMM/YOUTH DEV.	38,224	0	38,224	35,033	31,419
0536		ADMIN GENERAL COSTS REALLOC TO COMM/YOUTH DEV.	29,958	0	29,958	27,454	27,946
4652	***Y001***	COMM. DEV. INITIATIVES	2,600	0	2,600	2,387	0
4762		SEED FUNDING YOUTH RELATED PROGRAMMES	3,692	0	3,692	3,377	0
4822		SALARIES COMMUNITY DEVELOPMENT OFFICER	185,382	(80,000)	105,382	96,602	78,599
4832		SUPERNNUATION COMMUNITY DEVELOPMENT OFFICER	23,271	(9,000)	14,271	13,079	10,149
4842		INSURANCE COMMUNITY DEVELOPMENT	10,094	0	10,094	10,092	9,950
5202		OFFICE EXPENSES COMMUNITY DEVELOPMENT	1,778	0	1,778	1,617	1,511
5522		SENIOR WEEK FUNCTION	780	0	780	707	0
7752		AUSTRALIA DAY EVENT	5,200	18,179	23,379	21,428	18,557
		Total Operating Expenditure Community & Youth Development	**300,979**	**(70,821)**	**230,158**	**211,776**	**178,132**
Education & Welfare Schedule 8 Community & Youth Development - Income							
3403		CONTRIBUTIONS	(200)	0	(200)	(176)	0
5963		REIMBURSEMENTS - EMPLOYEES	(200)	0	(200)	(176)	0
		Total Operating Income Community & Youth Development	**(400)**	**(20,000)**	**(20,400)**	**(18,689)**	**(12,668)**
Education & Welfare Schedule 8 Other Welfare - Expenditure							
1017		BUILDING INSURANCE (LANG VILLS U7-9)	1,520	500	2,020	1,848	2,124
1077		SHERP RELOCATION COSTS	0	0	0	0	0
1057		GENERAL EXPENSES (LANG VILLS U7-9)	2,080	0	2,080	1,903	401
1067		WORKERS COMP INSURANCE - WELL AGED	1,705	0	1,705	1,704	1,870
1737		MOWING & GROUND MTCE (MINN COTTS U1-4)	3,500	0	3,500	3,201	1,477
1747		UTILITY CHARGES - (MINN COTTS U1-4)	4,989	0	4,989	4,554	2,506
1757	***Various***	CONTRACTORS - (MINN COTTS U1-4)	9,950	0	9,950	9,130	2,004
1767		BUILDING INSURANCE - (MINN COTTS U1-4)	901	235	1,136	1,045	1,140
1787		GENERAL EXPENSES - (MINN COTTS U1-4)	2,080	0	2,080	1,903	504
1797		MOWING & GROUND MTCE - (MINN COTTS U5-8)	3,500	0	3,500	3,201	1,333
6212		DEPRECIATION (MINN COTTS 1-4)	13,031	0	13,031	11,938	6,539
6222		DEPRECIATION (MINN COTTS 5-8)	9,940	0	9,940	9,111	2,255
6232		DEPRECIATION (MINN COTTS 9-12)	12,029	0	12,029	11,025	2,843
6242		DEPRECIATION (LANG VILLS 1-6)	24,788	0	24,788	22,713	3,524
6252		DEPRECIATION (LANG VILLS 7-9)	18,126	0	18,126	16,605	4,717
6812		BRIDGE ST PROJECT	0	4,000	4,000	3,663	416
7107		SALARIES - DIRECT ALLOCATION	14,471	0	14,471	13,258	26,747
7117		SUPER - DIRECT ALLOCATION	1,346	0	1,346	1,232	2,675
8007		UTILITY CHARGES - (MINN COTTS U5-8)	2,842	0	2,842	2,596	2,099
8017	***Various***	CONTRACTORS - (MINN COTTS U5-8)	9,450	0	9,450	8,668	942
8027		BUILDING INSURANCE - (MINN COTTS U5-8)	863	400	1,263	1,155	1,166
8047		GENERAL EXPENSES - (MINN COTTS U5-8)	2,080	0	2,080	1,903	935
8057		MOWING & GROUND MTC - (MINN COTTS U9-12)	3,500	0	3,500	3,201	1,333
8067		UTILITY CHARGES - (MINN COTTS U9-12)	3,524	0	3,524	3,212	4,529
8077	***Various***	CONTRACTORS - (MINN COTTS U9-12)	9,450	0	9,450	8,668	1,951
8087		BUILDING INSURANCE - (MINN COTTS U9-12)	987	520	1,507	1,386	1,509
9007		GENERAL EXPENSES - (MINN COTTS U9-12)	2,080	0	2,080	1,903	826
9017		MOWING & GROUND MTC (LANG VILL U1-6)	3,500	0	3,500	3,201	2,068
9027		UTILITY CHARGES (LANG VILL U1-6)	6,522	0	6,522	5,954	7,277
9037	***Various***	CONTRACTORS (LANG VILL U1-6)	17,170	0	17,170	15,730	10,621

COA	Job	Description	2022/2023 Orginal Budget $	Budget Amendments $	2022/2023 Current Budget $	2022/2023 YTD Budget $	2022/2023 Actual $
9047		BUILDING INSURANCE (LANG VILLS U1-6)	2,114	800	2,914	2,673	2,905
9067		GENERAL EXPENSES (LANG VILLS U1-6)	2,000	0	2,000	1,826	1,043
9077		MOWING & GROUND MTCE (LANG VILLS U7-9)	3,500	0	3,500	3,201	1,000
9082		GEN ADMIN ALLOC - AGED HOUSING (NOT TUIA OR HACC)	5,178	0	5,178	4,741	4,830
9087		UTILITY CHARGES (LANG VILLS U7-9)	2,880	0	2,880	2,610	1,966
9097	***Various***	CONTRACTORS (LANG VILLS U7-9)	10,330	0	10,330	9,460	3,050
9272		ADMIN SAL REALLOCATED - OTHER WELFARE	12,961	0	12,961	11,872	10,654
		Total Operating Expenditure Other Welfare	**224,888**	**6,455**	**231,343**	**211,994**	**123,778**
Education & Welfare Schedule 8 Other Welfare - Income							
1113		REIMBURSE BRIDGE ST	0	(500)	(500)	(462)	(416)
1173		FEES & CHARGES - LEASE MIININUP COTTAGES U 5-8	(15,500)	0	(15,500)	(14,204)	(15,763)
1223		SOCIALHOUSING ECONOMIC RECOVERY PACKAGE (SHERP) GRANTS PROGRAM WORKSTREAM 2 - REFURBISHMENTS	(1,433,413)	0	(1,433,413)	(716,706)	(390,823)
1743		FEES & CHARGES - LEASE MINNINUP COTTAGES U 1-4	(35,319)	0	(35,319)	(32,371)	(22,988)
1753		FEES & CHARGES - LEASE LANGLEY VILLAS U 1-6	(55,617)	0	(55,617)	(50,970)	(40,877)
1773		FEES & CHARGES - LEASE MINNINUP COTTAGES U 9-12	(27,000)	0	(27,000)	(24,745)	(23,645)
2603		FEES & CHARGES - LEASE LANGLEY VILLAS U 7-9	(29,174)	0	(29,174)	(26,739)	(26,069)
		Total Operating Income Other Welfare	**(1,596,024)**	**(500)**	**(1,596,524)**	**(866,197)**	**(520,581)**
Education & Welfare Schedule 8 Pre-School - Expenditure							
0982		DEPRECIATION (EDUC)	11,857	0	11,857	10,860	10,440
		Total Operating Expenditure Pre-School	**11,857**	**0**	**11,857**	**10,860**	**10,440**
Education & Welfare Schedule 8 Other Education - Expenditure							
1002	***B017***	TELECENTRE MAINTENANCE	2,715	0	2,715	2,537	3,075
1012		SCHOLARSHIPS	312	0	312	278	0
		Total Operating Expenditure Other Education	**3,027**	**0**	**3,027**	**2,815**	**3,075**

Summary of Operations - Education & Welfare Program

Preston Village Retirement					
Sub Total Operating Expenditure	186,607	2,700	189,307	173,617	258,698
Sub Total Operating Income	(74,518)	0	(74,518)	(68,282)	(214,637)
	112,089	**2,700**	**114,789**	**105,335**	**44,061**
TUIA Lodge					
Sub Total Operating Expenditure	180,568	9,634	190,202	174,624	116,236
Sub Total Operating Income	(41,167)	(21,693)	(62,860)	(57,610)	(60,360)
	139,401	**(12,059)**	**127,342**	**117,014**	**55,876**
Care Families and Childfren					
Sub Total Operating Expenditure	12,559	650	13,209	12,162	14,077
Sub Total Operating Income	(3,251)	0	(3,251)	(2,970)	(3,248)
	9,308	**650**	**9,958**	**9,192**	**10,828**
Community & Youth Development					
Sub Total Operating Expenditure	300,979	(70,821)	230,158	211,776	178,132
Sub Total Operating Income	(400)	(20,000)	(20,400)	(18,689)	(12,668)
	300,579	**(90,821)**	**209,758**	**193,087**	**165,463**
Other Welfare					
Sub Total Operating Expenditure	224,888	6,455	231,343	211,994	123,778
Sub Total Operating Income	(1,596,024)	(500)	(1,596,524)	(866,197)	(520,581)
	(1,371,136)	**5,955**	**(1,365,181)**	**(654,203)**	**(396,803)**
Pre-School					
Sub Total Operating Expenditure	11,857	0	11,857	10,860	10,440
Sub Total Operating Income	0	0	0	0	0
	11,857	**0**	**11,857**	**10,860**	**10,440**
Other Education					
Sub Total Operating Expenditure	3,027	0	3,027	2,815	3,075
Sub Total Operating Income	0	0	0	0	0
	3,027	**0**	**3,027**	**2,815**	**3,075**
Total Operating Expenditure	920,484	(51,382)	869,102	797,848	704,435
Total Operating Income	(1,715,358)	(42,193)	(1,757,551)	(1,013,748)	(811,494)
Program (Surplus)/Deficit	**(794,874)**	**(93,575)**	**(888,449)**	**(215,900)**	**(107,059)**

COA	Job	Description	2022/2023 Orginal Budget $	Budget Amendments $	2022/2023 Current Budget $	2022/2023 YTD Budget $	2022/2023 Actual $
Community Amenities - Schedule 10 Sanitation-Household Refuse - Expenditure							
1762	***W001***	DOMESTIC REFUSE COLLECT	184,118	0	184,118	168,773	171,924
1772	***Various***	RUBBISH SITES MTC	510,481	0	510,481	467,940	413,360
1782		DOMESTIC RECYCLING PICKUP	104,372	0	104,372	95,664	89,875
1802	***W025***	ORGANIC REFUSE REMOVALS	132,965	0	132,965	121,880	120,203
1812		DEPRECIATION (REFUSE)	53,847	0	53,847	49,350	47,376
2202		DWER Licence Renewal Application	15,000	0	15,000	13,745	7,701
2242		INSURANCE WASTE MANAGEMNT	2,297	0	2,297	2,296	2,217
2252		VEHICLE EXPENSES	3,250	0	3,250	2,973	4,622
2262		WASTE EDUCATION	5,000	0	5,000	4,579	0
2552	***M017***	REFUSE COLL - PUBLIC BINS	152,633	0	152,633	139,920	157,389
2562		GENERAL ADMIN ALLOCATED - HOUSEHOLD REFUSE	9,738	0	9,738	8,924	9,084
3602		REGIONAL WASTE MANAGEMENT	4,602	0	4,602	4,213	12,313
4202		WASTE STRATEGIC PLANNING	40,000	0	40,000	36,664	0
7362		AMORTISATION (INTANGIBLE ASSETS)	28,553	0	28,553	26,167	61,508
9322		ADMIN SAL ALLOCATED - SANITATION	28,992	0	28,992	26,571	23,831
9927		FRINGE BENEFITS TAX - WASTE	2,266	0	2,266	1,698	2,163
		Total Expenditure Sanitation Household Refuse	**1,278,114**	**0**	**1,278,114**	**1,171,357**	**1,123,686**
Community Amenities - Schedule 10 Sanitation-Household Refuse - Income							
0403		FEES & CHARGES - REFUSE SITE BALINGUP	(2,500)	0	(2,500)	(2,288)	(2,905)
1803		FEES & CHARGES - KERBSIDE BIN SERVICES	(761,931)	(11,000)	(772,931)	(771,400)	(775,994)
2003		FEES & CHARGES - REFUSE SITE DONNYBROOK	(35,000)	0	(35,000)	(32,077)	(23,952)
6223		REIMBURSEMENTS	(600)	0	(600)	(542)	(189)
		Total Income Sanitation Household Refuse	**(800,031)**	**(11,000)**	**(811,031)**	**(806,307)**	**(803,201)**
Community Amenities - Schedule 10 Other Sanitation - expenditure							
1902	***R042***	LITTER CONTROL	4,160	0	4,160	3,817	3,245
		Total Expenditure Other Sanitation	**4,160**	**0**	**4,160**	**3,817**	**3,245**
Community Amenities - Schedule 10 Other Sanitation - Income							
1933		FEES & CHARGES - FINES	(200)	0	(200)	(176)	0
		Total Income Other Sanitation	**(200)**	**0**	**(200)**	**(176)**	**0**
Community Amenities - Schedule 10 Urban Stormwater Drainage - expenditure							
2002	***R010***	NONEYCUP CREEK	6,240	0	6,240	5,720	0
2012	***R014***	BALINGUP DRAIN	1,560	0	1,560	1,430	1,458
5047	***R141***	BLACKWOOD RIVER MTCE	2,080	0	2,080	1,903	482
5057	***R142***	PRESTON RIVER MTCE	2,080	0	2,080	1,903	0
		Total Expenditure Urban Stormwater Drainage	**11,960**	**0**	**11,960**	**10,956**	**1,940**
Community Amenities - Schedule 10 Protection of Environment - expenditure							
2072	***Various***	LANDCARE DEV./ENV. PLNG.	6,240	0	6,240	5,720	909
3612		ABANDONED VEHICLES	520	0	520	473	414
4207		ADMIN SALARIES REALLOCATED	3,656	0	3,656	3,344	3,005
4217		GENERAL ADMIN COSTS REALLOCATED	1,484	0	1,484	1,353	1,385
5332		OFFICE EXPNSES - NATURAL RESOURCE	1,713	0	1,713	1,642	884
5612		WAGES (NATURAL RESOURCE MGMT.)	25,126	0	25,126	23,029	23,835
5622		SUPERANNUATION - NATURAL RESOURCE	3,452	0	3,452	3,157	3,202
7502	***R091***	NORTH BALINGUP RESERVES	1,532	0	1,532	1,397	205
		Total Expenditure Protection of Environment	**43,724**	**0**	**43,724**	**40,115**	**33,840**
Community Amenities - Schedule 10 Protection of Environment - income							
1141		FEES & CHARGES - SUNDRY	(816)	0	(816)	(740)	0
		Total Income Protection of Environment	**(816)**	**0**	**(816)**	**(740)**	**0**

COA	Job	Description	2022/2023 Orginal Budget $	Budget Amendments $	2022/2023 Current Budget $	2022/2023 YTD Budget $	2022/2023 Actual $
Community Amenities - Schedule 10 Town Planning & Regional Development - Expenditure							
0626		ADMIN EMP COSTS REALLOC TO TOWN PLANNING	47,635	0	47,635	43,652	39,154
0656		ADMIN GENERAL COSTS REALLOC TO TOWN	26,631	0	26,631	24,407	24,842
2022		LEGAL EXPENSES	12,000	3,000	15,000	13,750	14,032
2052		TP CONFERENCE EXPENSES	2,045	0	2,045	1,870	643
2122		TOWN PLANNING SALARIES	210,838	0	210,838	193,245	180,009
2142		OFFICE EXPENSES (TP)	2,153	0	2,153	2,033	1,909
2162		MOTOR VEHICLE EXPENSES	12,167	0	12,167	11,146	13,990
2172		TOWN PLANNING GENERAL	5,000	(3,000)	2,000	1,837	183
2177		HERITAGE FRAMEWORK REVIEW	26,350	0	26,350	24,143	7,263
2272		TOWN PLANNING ADVERTISING COSTS	2,000	(1,000)	1,000	913	243
5242		TOWN PLANNING RECRUITMENT & RELIEF	1,040	0	1,040	946	0
6052		T/PLAN - FURN & EQUIP UNDER THRESHOLD	1,040	0	1,040	946	0
6172		EMPLOYEE INSURANCE - WORKERS	10,797	0	10,797	10,796	10,766
7102		SUPERANNUATION (TP)	24,637	0	24,637	22,578	21,619
7302		LSL CONTRIBUTION	0	18,548	18,548	17,006	18,548
7522		FRINGE BENEFITS TAX - TOWN PLANNING	10,330	0	10,330	7,746	10,036
7562		LAND ADMINISTRATION - TOWN PLANNING	8,000	0	8,000	7,329	6,270
7642		STRATEGIC PLANNING - TOWN PLANNING	25,000	0	25,000	22,911	7,950
		Total Expenditure Town Planning & Regional Development	**427,664**	**17,548**	**445,212**	**407,254**	**357,457**
Community Amenities - Schedule 10 Town Planning & Regional Development - Income							
2223		FEES & CHARGES - APPLICATIONS	(35,000)	(10,000)	(45,000)	(41,250)	(47,603)
2243		REIMBURSEMENTS	(200)	0	(200)	(176)	(482)
		Total Income Town Planning & Regional Development	**(35,200)**	**(10,000)**	**(45,200)**	**(41,426)**	**(48,085)**
Community Amenities - Schedule 10 Other Community Amenities - Expenditure							
2302	***R001***	DBK CEMETERY MNTCE	51,084	(18,320)	32,764	30,030	37,372
2312	***R002***	BLN CEMETERY MNTCE	24,131	1,000	25,131	23,050	20,186
2322	***R012***	PUBLIC CONVENIENCES	253,929	(29,800)	224,129	205,458	187,269
2342		TIDY TOWNS PROGRAMME	520	0	520	473	0
2372		DEPRECIATION (OCA)	17,374	0	17,374	15,923	14,150
2404	***B030***	VILLAGE GREEN TOILETS	6,502	0	6,502	5,982	2,583
4227		ADMINISTRATION SALARIES REALLOCATED	10,650	0	10,650	9,760	8,754
4237		GENERAL ADMIN COSTS REALLOCATED	3,762	0	3,762	3,443	3,509
4932	***R034***	UPPER PRESTON CEMETERY	5,850	0	5,850	5,370	875
5232		SALARIES - OTHER COMM AMENITIES	11,786	0	11,786	10,794	5,017
5882		SUPERANNUATION (COMM AMENITIES.)	1,346	0	1,346	1,232	341
6142		EMPLOYEE INSURANCE - WORKERS	252	0	252	250	251
		Total Expenditure Other Community Amenities	**387,186**	**(47,120)**	**340,066**	**311,765**	**280,307**
Community Amenities - Schedule 10 Other Community Amenities - Income							
0943		FEES & CHARGES - CEMETERIES UPPER PRESTON	(4,000)	2,000	(2,000)	(1,837)	(1,853)
2363		FEES & CHARGES - CEMETERY LICENSES	(816)	(6,184)	(7,000)	(6,413)	(8,450)
2373		FEES & CHARGES - CEMETERIES DONNYBROOK	(32,000)	15,000	(17,000)	(15,587)	(20,401)
2383		FEES & CHARGES - CEMETERIES BALINGUP	(5,000)	0	(5,000)	(4,579)	(3,030)
		Total Income Other Community Amenities	**(41,816)**	**10,816**	**(31,000)**	**(28,416)**	**(33,733)**
		Summary of Operations - Community Amenities Program					
		Sanitation-Household Refuse					
		Sub Total Operating Expenditure	1,278,114	0	1,278,114	1,171,357	1,123,686
		Sub Total Operating Income	(800,031)	(11,000)	(811,031)	(806,307)	(803,201)
			478,083	**(11,000)**	**467,083**	**365,050**	**320,485**
		Other Sanitation					
		Sub Total Operating Expenditure	4,160	0	4,160	3,817	3,245
		Sub Total Operating Income	(200)	0	(200)	(176)	0
			3,960	**0**	**3,960**	**3,641**	**3,245**
		Urban Stormwater Drainage					
		Sub Total Operating Expenditure	11,960	0	11,960	10,956	1,940
		Sub Total Operating Income	0	0	0	0	0
			11,960	**0**	**11,960**	**10,956**	**1,940**

COA	Job	Description	2022/2023 Orginal Budget $	Budget Amendments $	2022/2023 Current Budget $	2022/2023 YTD Budget $	2022/2023 Actual $
		Protection of Environment					
		Sub Total Operating Expenditure	43,724	0	43,724	40,115	33,840
		Sub Total Operating Income	(816)	0	(816)	(740)	0
			42,908	**0**	**42,908**	**39,375**	**33,840**
		Town Planning & Regional Development					
		Sub Total Operating Expenditure	427,664	17,548	445,212	407,254	357,457
		Sub Total Operating Income	(35,200)	(10,000)	(45,200)	(41,426)	(48,085)
			392,464	**7,548**	**400,012**	**365,828**	**309,372**
		Other Community Amenities					
		Sub Total Operating Expenditure	387,186	(47,120)	340,066	311,765	280,307
		Sub Total Operating Income	(41,816)	10,816	(31,000)	(28,416)	(33,733)
			345,370	**(36,304)**	**309,066**	**283,349**	**246,574**
		Total Operating Expenditure	2,152,807	(29,572)	2,123,235	1,945,264	1,800,475
		Total Operating Income	(878,063)	(10,184)	(888,247)	(877,065)	(885,019)
		Program (Surplus)/Deficit	**1,274,744**	**(39,756)**	**1,234,988**	**1,068,199**	**915,456**
Recreation & Culture - Schedule 11							
Public Halls & Civic Centres - Expenditure							
2412	***B009***	PUBLIC HALLS - DBK	35,229	1,800	37,029	33,954	25,430
2422	***B010***	PUBLIC HALLS - BLN	18,921	1,800	20,721	19,019	16,282
2432	***B085***	PUBLIC HALLS - KIRUP	3,075	2,700	5,775	5,280	5,462
2442		PUBLIC HALLS - NOGGERUP	3,718	2,400	6,118	5,602	6,685
2452		DEPRECIATION (HALLS)	153,941	0	153,941	141,098	179,560
2462		PUBLIC HALLS - NEWLANDS	2,666	980	3,646	3,333	2,747
2472	***B088***	PUBLIC HALL- BROOKHAMPTON	2,725	1,000	3,725	3,410	4,389
2482	***B090***	PUBLIC HALL - YABBERUP	2,674	500	3,174	2,904	4,385
4357		ADMIN SALARIES REALLOCATED	10,497	0	10,497	9,617	8,628
4367		GENERAL ADMIN COSTS REALLOCATED	3,973	0	3,973	3,633	3,706
		Total Expenditure Public Halls & Civic Centres	**237,420**	**11,180**	**248,600**	**227,850**	**257,274**
Recreation & Culture - Schedule 11							
Public Halls & Civic Centres - Income							
2433		FEES & CHARGES - DONNYBROOK HALL HIRE	(7,650)	4,000	(3,650)	(3,344)	(4,195)
2443		FEES & CHARGES - BALINGUP HALL HIRE	(1,224)	(800)	(2,024)	(1,859)	(2,362)
7053		FEES & CHARGES - PROPERTY LEASES	(1,836)	0	(1,836)	(1,675)	(1,740)
		Total Income Public Halls & Civic Centres	**(10,710)**	**3,200**	**(7,510)**	**(6,878)**	**(8,297)**
Recreation & Culture - Schedule 11							
Recreation Centre - Expenditure							
2657		SOFTWARE LICENSING - DBK REC CENTRE	25,690	3,500	29,190	26,763	27,720
2707		OTHER STAFF COSTS - DBK REC CENTRE	3,788	1,212	5,000	4,587	5,042
2717		STAFF UNIFORM - DBK REC CENTRE	2,288	0	2,288	2,090	2,105
2722	***B029***	REC CENTRE MTCE	6,081	0	6,081	5,577	9,841
2727		INSURANCE - DBK REC CENTRE	21,280	0	21,280	21,278	20,911
2732		SUPERANNUATION - DBK REC CENTRE	34,861	0	34,861	31,945	30,678
2737		EMPLOYEE INSURANCE - DBK REC CENTRE	15,122	0	15,122	15,122	15,079
2742		SALARIES - DBK REC CENTRE	353,625	(2,000)	351,625	322,322	319,365
2747		COMMUNICATION - DBK REC CENTRE	3,328	0	3,328	3,047	3,146
2752		RECRUITMENT EXPENSES - DBK REC CENTRE	4,500	(1,000)	3,500	3,212	2,844
2755		OPEN DAY RECREATION CENTRE	1,560	(1,560)	0	0	0
2757		CLEANERS WAGES - DBK REC CENTRE	17,157	(3,000)	14,157	12,980	6,461
2765		HAVE A TRY DAY - DBK REC	0	0	0	0	3,556
2767		CLEANERS SUPERANNUATION - DBK REC CENTRE	3,586	0	3,586	3,281	3,074
2777		CLEANING MATERIALS - DBK REC CENTRE	3,120	0	3,120	2,852	2,744
2787		GEN. BUILD MTC - DBK REC CENTRE	7,280	(1,000)	6,280	5,753	3,563
2797		PRINTING / STATIONERY - DBK REC CENTRE	2,600	0	2,600	2,376	2,631
2802		CONFERENCE & TRAINING - DBK REC CENTRE	5,113	1,000	6,113	5,599	4,656
2807		ADVERTISING / PROMOTION COSTS - DBK REC	7,280	(4,000)	3,280	3,003	1,103
2817		EQUIPMENT UNDER THRESHOLD - DBK REC	13,824	10,000	23,824	21,835	12,324
2827		SUNDRY EXPENSES - DBK REC CENTRE	7,280	1,300	8,580	7,865	10,989
2837		WATER (POOL) - DBK REC CENTRE	9,318	0	9,318	8,539	8,670
2847		CHEMICALS (POOL) - DBK REC CENTRE	15,600	0	15,600	14,295	10,037
2857		PERSONAL PROTECTIVE EQUIP (POOL) - DBK REC	1,872	0	1,872	1,708	1,135
2867		ELECTRICITY - DBK REC CENTRE	65,890	(2,000)	63,890	58,564	47,949
2877		POOL PLANT MTCE - DBK REC CENTRE	15,120	(5,000)	10,120	9,273	1,986
2887		POOL & SURROUND MTCE - DBK REC CENTRE	10,400	(5,000)	5,400	4,950	2,337
2897		POOL PROGRAME COSTS - DBK REC CENTRE	3,120	(1,000)	2,120	1,947	1,266

COA	Job	Description	2022/2023 Orginal Budget $	Budget Amendments $	2022/2023 Current Budget $	2022/2023 YTD Budget $	2022/2023 Actual $
2907		SUBSCRIPTIONS & MEMBERSHIP - DBK REC	832	0	832	759	1,143
2917		POOL SUNDRY EXPENSES - DBK REC CENTRE	1,872	0	1,872	1,708	582
2927		STOCK PURCHASES (FOOD) - DBK REC CENTRE	10,400	2,000	12,400	11,363	10,843
2937		STOCK PURCHASES (NON-FOOD) - DBK REC	5,200	(1,000)	4,200	3,850	2,408
2947		KIOSK MAINTENANCE - DBK REC CENTRE	520	0	520	473	200
2957		HIRE EQUIPMENT (SQUASH) - DBK REC CENTRE	104	0	104	88	0
2967		SQUASH COURT MTCE - DBK REC CENTRE	2,080	(2,080)	0	0	0
2977		PROGRAM COSTS (FUNCTION) - DBK REC CENTRE	520	0	520	473	38
2987		FUNCTION AREA MTCE - DBK REC CENTRE	520	0	520	473	30
2997		GYM BUILDING MTCE - DBK REC CENTRE	520	0	520	473	414
3007		GYM EQUIPMENT MTCE - DBK REC CENTRE	2,600	(1,000)	1,600	1,463	345
3017		GYM TRAINING PROGRAMS - DBK REC CENTRE	1,040	0	1,040	946	588
3027		GYM PROGRAM COSTS - DBK REC CENTRE	17,680	0	17,680	16,198	12,531
3037		STADIUM GEN MTCE - DBK REC CENTRE	6,120	(4,000)	2,120	1,947	790
3047		UMPIRE FEES - DBK REC CENTRE	1,600	880	2,480	2,277	2,480
3057		STADIUM PROGRAM COSTS - DBK REC CENTRE	2,080	(500)	1,580	1,452	353
3067		CRECHE / KINDY GYM EQUIPMENT - DBK REC	624	0	624	564	403
3077		ADMIN SALARIES REALLOCATED	90,978	0	90,978	83,385	74,781
3127		GENERAL ADMIN COSTS REALLOCATED	44,685	0	44,685	40,954	41,683
3137		DEPRECIATION - REC CENTRE	261,860	0	261,860	240,013	114,020
3442		RECREATION CENTRE STOCK WRITTEN OFF	104	0	104	88	83
3497		CONTRACT CLEANERS - DBK REC CENTRE	0	0	0	0	9,022
9882		MAJOR PROJECT MANAGEMENT REALLOCATED	2,056	0	2,056	1,881	2,375
		Total Expenditure Recreation Centre	**1,114,677**	**(14,248)**	**1,100,429**	**1,011,591**	**836,322**
Recreation & Culture - Schedule 11 Recreation Centre - Income							
1121		FEES & CHARGES - SHOP / KIOSK (GT FREE)	(2,040)	0	(2,040)	(1,862)	(2,456)
1151		FEES & CHARGES - SQUASH CENTRE	(204)	0	(204)	(179)	(575)
1201		FEES & CHARGES - GYMNASIUM / MEMBERSHIPS	(73,500)	(14,500)	(88,000)	(80,663)	(88,861)
1211		FEES & CHARGES - FUNCTION LOUNGE	(4,080)	0	(4,080)	(3,732)	(1,940)
1221		FEES & CHARGES - STADIUM	(23,839)	0	(23,839)	(21,844)	(26,486)
1231		FEES & CHARGES - SUNDRY	(51)	0	(51)	(44)	(5)
2553		FEES & CHARGES - SHOP / KIOSK (TAXABLE)	(18,360)	0	(18,360)	(16,825)	(12,927)
2563		FEES & CHARGES - POOL	(115,000)	0	(115,000)	(105,405)	(117,110)
2643		FEES & CHARGES - CRECHE	(1,020)	0	(1,020)	(927)	(1,106)
2823		REIMB DBK REC CENTRE	(1,500)	0	(1,500)	(1,367)	0
		Total Income Recreation Centre	**(239,594)**	**(14,500)**	**(254,094)**	**(232,848)**	**(251,468)**
Recreation & Culture - Schedule 11 Other Recreation & Sport - Expenditure							
2607	***Various***	STATION SQUARE	85,427	(27,000)	58,427	53,559	59,177
2642	***Various***	PARKS & RESERVES GENERAL	810,429	(1,400)	809,029	741,598	782,890
2652	***B015***	BLN REC CENTRE	2,731	2,000	4,731	4,334	5,119
2662	***Various***	EGAN PARK	83,938	0	83,938	77,323	85,874
2672	***Various***	MITCHELL PARK	89,712	300	90,012	82,500	78,129
2677	***R155***	VIN FARLEY PARK	4,361	0	4,361	3,993	0
2692	***R007***	MITCHELL PARK - TENNIS CLUB	1,360	1,250	2,610	2,387	2,355
2702		DEPRECIATION (ORS)	552,136	0	552,136	506,080	490,732
2712	***Various***	BLN PARKS & RESERVES	273,594	0	273,594	251,128	272,093
2782		INDIGENOUS MURAL PROJECT	10,000	0	10,000	9,166	0
2812		INTEREST ON LOAN (REC)	77,564	0	77,564	1,184	952
4247		ADMINISTRATION SALARIES REALLOCATED	55,161	0	55,161	50,552	45,340
4257		GENERAL ADMIN COSTS REALLOCATED	13,267	0	13,267	12,158	12,376
5652	***R051***	WALK TRAILS	2,570	0	2,570	2,365	3,039
5792		BANK CHARGES LOANS - OTHER RECREATION	10,794	0	10,794	9,892	155
7712	***Various***	KIRUP PARKS & RESERVES	46,548	0	46,548	42,700	39,845
7722	***R019***	NOGGERUP PARK	6,493	0	6,493	5,962	4,460
9892		MAJOR PROJECT MANAGEMENT REALLOCATED	7,389	0	7,389	6,768	8,536
5004		P/L SALE OF ASSET (OTHER REC & SPORT)	0	0	0	0	942,870
		Total Expenditure Other Recreation & Sport	**2,133,473**	**(24,850)**	**2,108,623**	**1,863,649**	**2,834,126**

COA	Job	Description	2022/2023 Orginal Budget $	Budget Amendments $	2022/2023 Current Budget $	2022/2023 YTD Budget $	2022/2023 Actual $
Recreation & Culture - Schedule 11							
Other Recreation & Sport - Income							
0665		GRANT - HERITAGE PROGRAM	(9,506)	0	(9,506)	(8,704)	(10,457)
1513		MISCELLANEOUS INCOME	(5,000)	0	(5,000)	(4,579)	(5,000)
2323		DONATIONS - FUNPARK	(900)	0	(900)	(817)	(845)
2583		FEES & CHARGES - PROPERTY LEASES (STATION	0	(11,835)	(11,835)	(10,846)	(10,849)
2653		REIMBURSEMENTS - DEBTOR LOAN INTEREST	(4,981)	0	(4,981)	(4,557)	(4,163)
2723		REIMBURSEMENTS - SELF SUPPORTING LOAN	(1,443)	0	(1,443)	(1,443)	(1,184)
2733		FEES & CHARGES - PROPERTY LEASES (EGAN	(2,203)	0	(2,203)	(2,013)	(2,678)
2763		FEES & CHARGES - PROPERTY LEASES (MITCHELL	(13,695)	0	(13,695)	(12,546)	(13,203)
2773		FEES & CHARGES - PROPERTY LEASES (MITCHELL	(1,475)	0	(1,475)	(1,345)	(1,475)
2793		REIMBURSEMENTS - STATION SQUARE CAFE	(10,000)	(10,000)	(20,000)	(18,337)	(20,290)
2803		FEES & CHARGES - RESERVE HIRE	(1,818)	0	(1,818)	(1,661)	(644)
2853		REIMBURSEMENTS INCLUDING INSURANCE	(850)	0	(850)	(770)	(652)
3043		FEES & CHARGES - PROPERTY LEASES (BALINGUP	(1,035)	0	(1,035)	(946)	(1,000)
0475		GOVT GRANTS - COMMUNITY FACILITIES	(5,750,000)	0	(5,750,000)	(2,875,000)	(403,158)
7115		GRANTS (CAPITAL) LRCI	(41,506)	0	(41,506)	(38,039)	0
		Total Income Other Recreation & Sport	**(5,844,412)**	**(21,835)**	**(5,866,247)**	**(2,981,603)**	**(475,597)**
Recreation & Culture - Schedule 11							
Libraries - Expenditure							
2902		SALARIES - DBK LIBRARY	119,925	0	119,925	109,915	110,166
2912		SUPERANNUATION - DBK LIBRARY	13,406	0	13,406	12,282	11,865
2922		BOOK STOCK - DBK LIBRARY	520	0	520	473	0
2932		BLN LOST/DAMAGED BOOKS	208	0	208	187	0
2972		GENERAL EXPENSES BLN	10,364	0	10,364	9,507	2,454
3002		GENERAL ADMIN ALLOCATED - LIBRARIES	48,582	0	48,582	44,521	45,318
3012	***A004***	SALARIES BLN LIBRARY	19,475	0	19,475	17,853	18,356
3022		SUPERANNUATION BLN LIB	1,234	0	1,234	1,122	1,533
3052		DEPRECIATION - DBK LIB	113,815	0	113,815	104,316	111,483
3147		STAFF UNIFORMS - DBK LIBRARY	1,040	0	1,040	946	0
3152		DEPRECIATION BLN LIBARY	759	0	759	693	0
3157		STAFF TRAINING - DBK LIBRARY	2,045	0	2,045	1,870	417
3167		OTHER EMPLOYEE COSTS - DBK LIBRARY	628	0	628	572	53
3187		TELEPHONE & COMMUNICATIONS - DBK LIBRARY	3,570	0	3,570	3,267	1,727
3197		FURNITURE & EQUIPMENT BELOW THRESHOLD -	2,000	2,452	4,452	4,081	5,641
3217		SUBSCRIPTIONS & RESOURCES - DBK LIBRARY	4,680	0	4,680	4,282	4,612
3227		POSTAGE & FREIGHT - DBK LIBRARY	1,785	0	1,785	1,628	1,360
3237		STATIONERY & OFFICE SUPPLIES - DBK LIBRARY	2,080	0	2,080	1,903	2,212
3247		SOFTWARE LICENSING (LMS) - DBK LIBRARY	2,080	0	2,080	1,903	0
3267		CLEANING EXPENSES (EDWA) - DBK LIBRARY	3,120	0	3,120	2,852	4,653
3287		LIBRARY PARTNERSHIP AGREEMENT EXPENSES -	2,080	0	2,080	1,903	1,921
3317		EQUIPMENT MAINTENANCE - DBK LIBRARY	2,600	(1,000)	1,600	1,463	0
3337		ELECTRICITY - DBK LIBRARY	6,145	0	6,145	5,624	4,411
3347		WATER - DBK LIBRARY	1,560	0	1,560	1,422	991
3357		GAS - DBK LIBRARY	520	0	520	473	0
3367		SUNDRY EXPENDITURE - DBK LIBRARY	2,080	1,400	3,480	3,190	3,881
3377		WORKERS COMP INSURANCE - DBK LIBRARY	6,322	0	6,322	6,322	6,304
3387		INSURANCE - DBK LIBRARY	2,207	0	2,207	2,206	1,979
5662		BUILDING MAINTENANCE - DBK LIBRARY	10,400	(4,000)	6,400	5,863	0
9422		ADMIN SAL ALLOCATED - LIBRARIES	78,833	0	78,833	72,250	64,798
9907		PROGRAM ACTIVITIES - STORYTIME PILOT (BLP	624	0	624	564	0
9917		COMMUNITY PARTICIPATION PROJECTS - (BLP	520	0	520	473	0
		Total Expenditure Libraries	**465,208**	**(1,148)**	**464,060**	**425,926**	**406,135**

COA	Job	Description	2022/2023 Orginal Budget $	Budget Amendments $	2022/2023 Current Budget $	2022/2023 YTD Budget $	2022/2023 Actual $
Recreation & Culture - Schedule 11 Libraries - Income							
2963		REIMBURSEMENTS - SUNDRY	(250)	0	(250)	(220)	(834)
2973		REIMBURSEMENT - LOST/DAMAGED BOOKS	(50)	0	(50)	(44)	0
2983		REIMBURSEMENT - LOST/DAMAGED BOOKS	(50)	0	(50)	(44)	0
		Total Income Libraries	**(350)**	**0**	**(350)**	**(308)**	**(834)**
Recreation & Culture - Schedule 11 Other Culture - Expenditure							
1382		ARTS ACQUISITION PRIZE	1,000	500	1,500	1,375	1,500
3082		MUSEUM GRANTS	377	0	377	360	399
3952	*Various*	RAILWAY STATION	1,613	0	1,613	1,548	3,265
4267		GENERAL ADMIN COSTS REALLOCATED	544	0	544	495	508
5272		PROMOTION OF COMMUNITY EVENTS	49,280	0	49,280	45,167	1,242
7592		DEPRECIATION (OCUL)	33,276	0	33,276	30,493	24,410
9432		ADMIN SALARIES REALLOCATED	1,654	0	1,654	1,507	1,359
9872		MAJOR PROJECT MANAGEMENT REALLOCATED	336,202	0	336,202	308,157	388,396
		Total Other Culture Expenditure	**423,946**	**500**	**424,446**	**389,102**	**421,079**
Recreation & Culture - Schedule 11 Other Culture - Income							
0493		FEES & CHARGES - PROPERTY LEASES	(3,569)	0	(3,569)	(3,569)	(3,569)
4063		GRANTS - PROGRAMS	0	(7,805)	(7,805)	(3,903)	(7,805)
		Total Other Culture Income	**(3,569)**	**(7,805)**	**(11,374)**	**(7,472)**	**(11,374)**
		Summary of Operations - Recreation & Culture Program					
		Public Halls & Civic Centres					
		Sub Total Operating Expenditure	237,420	11,180	248,600	227,850	257,274
		Sub Total Operating Income	(10,710)	3,200	(7,510)	(6,878)	(8,297)
			226,710	**14,380**	**241,090**	**220,972**	**248,978**
		Recreation Centre					
		Sub Total Operating Expenditure	1,114,677	(14,248)	1,100,429	1,011,591	836,322
		Sub Total Operating Income	(239,594)	(14,500)	(254,094)	(232,848)	(251,468)
			875,083	**(28,748)**	**846,335**	**778,743**	**584,854**
		Other Recreation & Sport					
		Sub Total Operating Expenditure	2,133,473	(24,850)	2,108,623	1,863,649	2,834,126
		Sub Total Operating Income	(5,844,412)	(21,835)	(5,866,247)	(2,981,603)	(475,597)
			(3,710,940)	**(46,685)**	**(3,757,625)**	**(1,117,954)**	**2,358,529**
		Libraries					
		Sub Total Operating Expenditure	465,208	(1,148)	464,060	425,926	406,135
		Sub Total Operating Income	(350)	0	(350)	(308)	(834)
			464,858	**(1,148)**	**463,710**	**425,618**	**405,301**
		Other Culture					
		Sub Total Operating Expenditure	423,946	500	424,446	389,102	421,079
		Sub Total Operating Income	(3,569)	(7,805)	(11,374)	(7,472)	(11,374)
			420,377	**(7,305)**	**413,072**	**381,630**	**409,705**
		Total Operating Expenditure	4,374,723	(28,566)	4,346,157	3,918,118	4,754,936
		Total Operating Income	(6,098,635)	(40,940)	(6,139,575)	(3,229,109)	(747,570)
		Program (Surplus)/Deficit	**(1,723,912)**	**(69,506)**	**(1,793,418)**	**689,009**	**4,007,366**
Transport - Schedule 12 Construction Streets, Roads, Bridges & Depots - Expenditure							
3230		DEPRECIATION (RCO)	2,384,795	0	2,384,795	2,185,897	3,543,486
		Total Construction Streets, Roads, Bridges & Depots. - Expenditure	**2,384,795**	**0**	**2,384,795**	**2,185,897**	**3,543,486**
Transport - Schedule 12 Construction Streets, Roads, Bridges & Depots - Income							
0325		GRANTS - BLACK SPOTS	(408,923)	(34,497)	(443,420)	(406,472)	(288,809)
0405		GRANTS - SUNDRY TRANSPORT CONSTRUCTION	(278,839)	0	(278,839)	(255,581)	(275,000)
3191		CONTRIBUTION TO ASSETS	(188,601)	0	(188,601)	(172,867)	(5,000)
3251		GRANTS - LGGC SPECIAL PROJECTS (BRIDGES)	(1,932,686)	1,932,686	0	0	0
3261		GRANT REVENUE - LRCI	(442,200)	0	(442,200)	(405,317)	0
3291		GRANTS - REGIONAL ROAD GROUP	(662,777)	(112,000)	(774,777)	(710,215)	(473,439)
3331		GRANTS - ROADS TO RECOVERY	(370,049)	0	(370,049)	(339,186)	(59,931)
		Total Construction Streets, Roads, Bridges & Depots - Income	**(4,284,075)**	**1,786,189**	**(2,497,886)**	**(2,289,638)**	**(1,102,178)**

COA	Job	Description	2022/2023 Orginal Budget $	Budget Amendments $	2022/2023 Current Budget $	2022/2023 YTD Budget $	2022/2023 Actual $
Transport - Schedule 12 Sreets, Roads, Bridges & Depot Maintenance - Expenditure							
0150	***T008***	DONNYBROOK TOWNSCAPE WORKS	11,500	0	11,500	10,538	7,155
0160	***T009***	KIRUP TOWN CENTRE DEVELOPMENT	5,750	0	5,750	5,269	0
1402	***A012***	RURAL PROPERTY NUMBERING SCHEME	2,887	0	2,887	2,651	2,238
3350		DEPRECIATION (RMC)	962,648	0	962,648	882,356	1,194,829
3370	***M008***	STREET TREES & PRUNING	69,680	0	69,680	63,877	59,463
3380	***M009***	CROSSOVERS	2,122	0	2,122	1,947	0
0190	***MS000***	RURAL ROADS (SEALED) MTCE.	385,052	0	385,052	352,909	431,371
0200	***MG001***	RURAL ROADS (GRAVEL) MTCE.	551,733	(30,000)	521,733	478,255	415,104
0210	***MS999***	URBAN ROADS (SEALED) MTCE.	120,128	(20,816)	99,312	91,036	74,706
0220	***MG000***	URBAN ROADS (GRAVEL) MTCE.	21,943	0	21,943	20,084	12,237
3410	***M031***	GEN.MAINTENANCE - OTHER	0	0	0	0	56,306
3420		LIGHTING OF STREETS	89,424	0	89,424	81,963	75,645
3430	***M007***	STREET CLEANING	80,000	0	80,000	73,337	75,480
3450	***Various***	BRIDGE MAINTENANCE	218,130	(1,243)	216,887	198,814	231,986
3460	***M010***	TRAFFIC SIGNS & CONTROL	18,720	0	18,720	17,160	10,335
3470	***B011***	DBK DEPOT MAINTENANCE	46,230	0	46,230	42,587	41,802
3480	***B016***	BLN DEPOT MAINTENANCE	16,107	0	16,107	14,803	11,163
3550	***M030***	ROAD ASSET MANAGEMENT	25,000	0	25,000	22,924	22,104
5992		SUNDRY PLANT PURCHASES BELOW THRESHOLD	18,838	0	18,838	17,265	6,618
6961		P/L SALE OF ASSET (RMC)	28,598	0	28,598	26,211	66,331
7082	***T004***	BLN TOWN CENTRE WORKS	11,500	0	11,500	10,538	8,600
9902		MAJOR PROJECT MANAGEMENT REALLOCATED	25,861	0	25,861	23,700	29,876
		Total Streets, Roads, Bridges & Depot Mtc. - Expenditure	**2,711,851**	**(52,059)**	**2,659,792**	**2,438,224**	**2,833,349**
Transport - Schedule 12 Sreets, Roads, Bridges & Depot Maintenance - Income							
0683		FEES & CHARGES - SUNDRY	(510)	0	(510)	(462)	(1,282)
0933		GRANTS - MRD DIRECT GRANTS	(172,075)	(15,529)	(187,604)	(171,974)	(187,604)
3511		REIMBURSEMENTS	(45,500)	0	(45,500)	(41,702)	0
7913		P/L SALE OF ASSET (RMC)	(33,255)	0	(33,255)	(30,479)	(30,693)
		Total Streets, Roads, Bridges & Depot Mtc. - Income	**(251,340)**	**(15,529)**	**(266,869)**	**(244,617)**	**(219,579)**
Transport - Schedule 12 Private Works - Expenditure							
4292		PRIVATE WORKS	520	0	520	473	796
		Total Private Works - Expenditure	**520**	**0**	**520**	**473**	**796**
Transport - Schedule 12 Private Works - Income							
4323		FEES & CHARGES - PRIVATE WORKS	(500)	0	(500)	(451)	(950)
		Total Private Works - Income	**(500)**	**0**	**(500)**	**(451)**	**(950)**
		Summary of Operations - Transport Program					
		Construction Streets, Roads, Bridges & Depots					
		Sub Total Operating Expenditure	2,384,795	0	2,384,795	2,185,897	3,543,486
		Sub Total Operating Income	(4,284,075)	1,786,189	(2,497,886)	(2,289,638)	(1,102,178)
			(1,899,281)	**1,786,189**	**(113,092)**	**(103,741)**	**2,441,308**
		Streets, Roads, Bridges & Depot Maintenance					
		Sub Total Operating Expenditure	2,711,851	(52,059)	2,659,792	2,438,224	2,833,349
		Sub Total Operating Income	(251,340)	(15,529)	(266,869)	(244,617)	(219,579)
			2,460,511	**(67,588)**	**2,392,923**	**2,193,607**	**2,613,770**
		Private Works					
		Sub Total Operating Expenditure	520	0	520	473	796
		Sub Total Operating Income	(500)	0	(500)	(451)	(950)
			20	**0**	**20**	**22**	**(154)**
		Total Operating Expenditure	5,097,166	(52,059)	5,045,107	4,624,594	6,377,631
		Total Operating Income	(4,535,915)	1,770,660	(2,765,255)	(2,534,706)	(1,322,707)
		Program (Surplus)/Deficit	**561,250**	**1,718,601**	**2,279,851**	**2,089,888**	**5,054,924**
Economic Services - Schedule 13 Rural Services - Expenditure							
3402		DEPRECIATION (RURAL)	0	0	0	0	2,081
3842	***Various***	NOXIOUS WEEDS/PEST PLANTS	30,000	0	30,000	27,500	24,867
3852		VERMIN CONTROL	520	0	520	473	0
3862		GEN. ADMIN ALLOC - RURAL SERVICES	1,068	0	1,068	971	1,026
9482		ADMIN SALL ALLOCATED	3,087	0	3,087	2,827	2,537
		Total Rural Services - Expenditure	**34,675**	**0**	**34,675**	**31,771**	**30,512**

COA	Job	Description	2022/2023 Orginal Budget $	Budget Amendments $	2022/2023 Current Budget $	2022/2023 YTD Budget $	2022/2023 Actual $
Economic Services - Schedule 13 Rural Services - Income							
3413		GRANTS - PROGRAMS	0	0	0	0	0
0975		GRANTS DROUGHT COMMUNITY FUNDING	0	0	0	0	0
		Total Rural Services - Income	**0**	**0**	**0**	**0**	**0**
Economic Services - Schedule 13 Tourism & Area Promotion - Expenditure							
2192	***R046***	DONNYBROOK TRANSIT PARK MAINTENANCE	50,000	0	50,000	45,881	35,833
2862	***M034***	FESTIVALS & COMMUNITY EVENTS	4,608	0	4,608	4,224	4,186
3912		AREA PROMOTION	105,000	(15,000)	90,000	82,500	55,000
3922		DEPRECIATION (TOUR)	10,282	0	10,282	9,419	14,661
4277		ADMINISTRATION EMPLOYEE COSTS	5,004	0	5,004	4,579	4,113
4287		GENERAL ADMIN COSTS REALLOCATED	1,799	0	1,799	1,642	1,678
5422		EMPLOYEE PROVISIONS - TOURISM	0	0	0	0	0
5832		SALARIES (TOURISM)	36,813	0	36,813	33,738	24,217
5892		SUPERANNUATION (TOURISM)	4,280	0	4,280	3,916	3,126
6152		EMPLOYEE INSURANCE - WORKERS	1,501	0	1,501	1,500	1,497
7152	***B037***	BALINGUP TRANSIT PARK MTCE.	36,617	0	36,617	33,575	43,241
9937	***T137***	BALINGUP TOURIST INFORMATION BAY	4,489	0	4,489	4,106	0
		Total Tourism & Area Promotion - Expenditure	**260,393**	**(15,000)**	**245,393**	**225,080**	**187,551**
Economic Services - Schedule 13 Tourism & Area Promotion - Income							
0383		FEES & CHARGES - DBK TRANSIT PARK	(50,660)	(5,000)	(55,660)	(51,018)	(68,268)
1253		CONTRIBUTIONS & REIMBURSEMENTS	0	0	0	0	0
1313		FEES & CHARGES - CARAVAN PARK LICENCES	(204)	0	(204)	(179)	0
3993		FEES & CHARGES - BALINGUP TRANSIT	(15,300)	0	(15,300)	(14,020)	(12,930)
		Total Tourism & Area Promotion - Income	**(66,164)**	**(5,000)**	**(71,164)**	**(65,217)**	**(81,198)**
Economic Services - Schedule 13 Building Control - Expenditure							
0666		ADMIN SALARIES REALLOC TO BLDG CONTROL	38,808	0	38,808	35,564	31,899
0716		GEN ADMIN COSTS REALLOCATED TO BLDG	22,947	0	22,947	21,027	21,406
4062		SALARIES (BLD)	112,170	0	112,170	102,806	108,637
4072		SUPERANNUATION - BUILDING	13,421	0	13,421	12,293	13,971
4082		CONTRACT LABOUR & RELIEF	6,000	0	6,000	5,492	0
4112		VEHICLE EXPENSES - BLDNG	9,000	0	9,000	8,242	9,949
4122		LEGAL EXPENSES	2,080	0	2,080	1,903	0
4132		SUNDRY BUILDING EXPENSES	6,652	0	6,652	6,256	3,242
4142		EMPLOYEE PROVISIONS - BUILDING	0	0	0	0	0
4152		CONFERENCE & TRAINING BLD	2,045	0	2,045	1,870	0
4182		FURNITURE AND EQUIPMENT UNDER THRESHOLD	1,040	0	1,040	946	0
6162		EMPLOYEE INSURANCE - WORKERS	5,010	0	5,010	5,010	4,996
6971		P/L SALE OF ASSET (BLDG)	0	0	0	0	0
9928		FRINGE BENEFITS TAX - BUILDING	5,408	0	5,408	4,053	6,073
		Total Building Expenditure	**224,580**	**0**	**224,580**	**205,462**	**200,173**
Economic Services - Schedule 13 Building Control - Income							
4153		FEES & CHARGES - BUILDING LICENSES	(56,200)	0	(56,200)	(51,509)	(42,285)
4163		FEES & CHARGES - COMMISSION BCITF	(434)	0	(434)	(396)	(338)
4173		FEES & CHARGES - SUNDRY	(102)	0	(102)	(88)	(1,724)
4183		FEES & CHARGES - FINES	(100)	0	(100)	(88)	0
4193		REIMBURSEMENTS	(1,850)	0	(1,850)	(1,694)	(1,091)
4213		FEES & CHARGES - COMMISSION BRB	(1,020)	0	(1,020)	(927)	(925)
5003		FEES & CHARGES - SWIMMING POOL	(2,448)	0	(2,448)	(2,236)	(2,586)
		Total Building Income	**(62,154)**	**0**	**(62,154)**	**(56,938)**	**(48,948)**

COA	Job	Description	2022/2023 Orginal Budget $	Budget Amendments $	2022/2023 Current Budget $	2022/2023 YTD Budget $	2022/2023 Actual $
Economic Services - Schedule 13							
Other Economic Services - Expenditure							
1212		LAND DISPOSAL COSTS	10,400	0	10,400	9,529	1,000
4232		YELLOW SAND PIT FENCING	0	0	0	0	0
4252		DEPRECIATION (OES)	21,232	0	21,232	19,454	7,926
4302		GENERAL ADMIN ALLOCATED - OTHER ECONOMIC	2,349	0	2,349	2,145	1,995
4772	***B040***	BANK BUILDINGS (70 SW HWY DONNYBROOK)	11,834	0	11,834	10,955	10,678
5402		INTEREST ON LOANS (OTHER ECON SERV)	775	0	775	775	323
5782		BANK CHARGES LOANS OTHER ECONOMIC	164	0	164	143	72
5812		RAC CHARGING STATION EXPENSES	1,793	0	1,793	1,639	2,699
5001		P/L SALE OF ASSET (OTHER ECONOMIC	0	0	0	0	73,000
		Total Other Economic Services -Expenditure	**48,547**	**0**	**48,547**	**44,640**	**97,693**
Economic Services - Schedule 13							
Other Economic Services - Income							
4253		FEES & CHARGES - EXTRACTIVE INDUSTRY	(5,712)	(1,450)	(7,162)	(6,567)	(7,147)
4273		FEES & CHARGES - ROYALTIES	(26,765)	0	(26,765)	(24,528)	(24,054)
4363		FEES & CHARGES - PROPERTY LEASES	(36,626)	(2,556)	(39,182)	(35,915)	(35,916)
4773		P/L SALE OF ASSET (OTHER ECONOMIC)	0	0	0	0	0
4793		REIMBURSEMENTS	(10,200)	(3,000)	(13,200)	(12,100)	(12,805)
		Total Other Economic Services - Income	**(79,302)**	**(7,006)**	**(86,308)**	**(79,110)**	**(79,922)**
Economic Services - Schedule 13							
Economic Development - Expenditure							
9947		SALARIES (ECON DEV)	0	58,200	58,200	43,650	53,400
9957		SUPERANNUATION (ECON DEV)	0	6,939	6,939	5,205	7,150
9967		ADMIN SALARIES REALLOCATED TO ECON DEV	0	0	0	0	0
9977		GEN ADMIN COSTS REALLOCATED TO ECON DEV	0	0	0	0	0
9987		ECONOMIC DEVELOPMENT EXPENSES	0	30,000	30,000	27,500	0
		Total Other Economic Services -Expenditure	**0**	**95,139**	**95,139**	**76,355**	**60,550**

Summary of Operations - Economic Services Program

Rural Services					
Sub Total Operating Expenditure	34,675	0	34,675	31,771	30,512
Sub Total Operating Income	0	0	0	0	0
	34,675	**0**	**34,675**	**31,771**	**30,512**
Tourism & Area Promotion					
Sub Total Operating Expenditure	260,393	(15,000)	245,393	225,080	187,551
Sub Total Operating Income	(66,164)	(5,000)	(71,164)	(65,217)	(81,198)
	194,229	**(20,000)**	**174,229**	**159,863**	**106,354**
Building Control					
Sub Total Operating Expenditure	224,580	0	224,580	205,462	200,173
Sub Total Operating Income	(62,154)	0	(62,154)	(56,938)	(48,948)
	162,426	**0**	**162,426**	**148,524**	**151,224**
Other Economic Services					
Sub Total Operating Expenditure	48,547	0	48,547	44,640	97,693
Sub Total Operating Income	(79,302)	(7,006)	(86,308)	(79,110)	(79,922)
	(30,756)	**(7,006)**	**(37,762)**	**(34,470)**	**17,771**
Economic Development					
Sub Total Operating Expenditure	0	95,139	95,139	76,355	60,550
Sub Total Operating Income	0	0	0	0	0
	0	**95,139**	**95,139**	**76,355**	**60,550**
Total Operating Expenditure	568,195	80,139	648,334	583,308	576,480
Total Operating Income	(207,620)	(12,006)	(219,626)	(201,265)	(210,068)
Program (Surplus)/Deficit	**360,575**	**68,133**	**428,708**	**382,043**	**366,411**

COA	Job	Description	2022/2023 Orginal Budget $	Budget Amendments $	2022/2023 Current Budget $	2022/2023 YTD Budget $	2022/2023 Actual $
Other Property & Services - Schedule 14 Public Works Overheads - Expenditure							
0726		ADMINISTRATION SALARIES ALLOCATED TO PWO	303,124	0	303,124	277,840	249,159
0776		GEN ADMIN COSTS ALLOC TO PWO	146,747	0	146,747	134,506	136,888
4352		ENGINEERING SUPERANNUATION	71,909	0	71,909	65,911	56,624
4362		SUPERANNUATION - PWO	148,235	0	148,235	135,862	112,777
4392		VEHICLE EXP - ENGINEERING - WORKS AND	42,167	0	42,167	38,644	53,273
4402		SICK LEAVE	41,000	0	41,000	37,577	35,622
4422		LONG SERVICE LEAVE	7,688	0	7,688	7,043	8,422
4432		INSURANCE ON WORKS	21,656	0	21,656	21,654	20,213
4446		CONTRACT LABOUR, RELIEF & CONSULTANTS	52,000	0	52,000	47,656	7,940
4452		PROTECTIVE CLOTHING/EQUIP	19,240	5,000	24,240	22,220	27,051
4462	***T001***	CONFER & TRAIN EXPENSES	26,852	4,000	30,852	28,281	44,498
4467		STAFF UNIFORMS	1,846	0	1,846	1,683	489
4476		WORKERS COMPENSATION INSURANCE	49,679	0	49,679	49,678	49,538
4602		GRATUITY PAYMENT	300	0	300	267	0
4612		WORKERS COMPENSATION ALLOC.	120,000	80,000	200,000	183,337	281,502
6782		HOLIDAY PAY -ANNUAL LEAVE	97,959	0	97,959	89,787	94,556
6792		HOLIDAY PAY - PUB HOLS	47,542	0	47,542	43,572	58,197
7422		LESS ALLOCATED TO W&S	(1,661,819)	0	(1,661,819)	(1,523,217)	(1,518,875)
7672		OTHER OVERHEADS	13,018	0	13,018	11,927	12,176
7682		ENGINEERING SALARIES	508,597	0	508,597	466,176	497,706
7692	***S001***	OSH AND TOOL BOX MEETINGS	27,717	0	27,717	25,410	11,392
7702		OTHER OVERHEADS - FURNITURE AND	4,160	0	4,160	3,806	0
7732		WORKERS COMP INSURANCE - PWO	27,351	0	27,351	27,350	27,273
7802		FRINGE BENEFITS TAX - PWO	27,810	0	27,810	20,856	37,197
		Total Public Works Overheads - Expenditure	**144,776**	**89,000**	**233,776**	**217,826**	**303,619**
Other Property & Services - Schedule 14 Public Works Overheads - Income							
0473		REIMBURSEMENTS - EMPLOYEES	0	(28,833)	(28,833)	(26,433)	(28,833)
2353		CONTRIBUTIONS	(500)	(5,200)	(5,700)	(5,225)	(5,621)
4613		REIMBURSEMENTS	(120,000)	(80,000)	(200,000)	(183,337)	(221,623)
6761		PROFIT ON SALE OF ASSET (PWO)	(24,276)	0	(24,276)	(22,248)	0
		Total Public Works Overheads - Income	**(144,776)**	**(114,033)**	**(258,809)**	**(237,243)**	**(256,077)**
Other Property & Services - Schedule 14 Plant Operation Costs - Expenditure							
4297		ADMINISTRATION SALARIES REALLOCATED	5,886	0	5,886	5,390	4,838
4307		GENERAL ADMIN COSTS REALLOCATED	2,407	0	2,407	2,200	2,246
4437		WORKERS COMPENSATION INSURANCE (POC)	3,146	0	3,146	3,146	3,137
4472		WAGES AND OVERHEADS	70,723	0	70,723	64,822	52,089
4482		TYRES AND BATTERIES	21,200	0	21,200	19,424	25,923
4492		INSURANCE & LICENSES	114,621	6,000	120,621	110,556	118,268
4512		LESS POC ALLOCATED TO W&S	(846,098)	0	(846,098)	(775,524)	(786,973)
4522		FUELS & OILS USED	240,000	35,000	275,000	252,087	225,814
4622		WAGES - MECHANICS (Inc. TOOL ALLOWANCE	2,768	0	2,768	2,530	277
4992		WORKSHOP CONSUMABLES	4,680	0	4,680	4,282	8,585
5102		DEPRECIATION ON PLANT	292,900	0	292,900	268,465	281,516
6092		SUPER - MECHANICS	9,419	0	9,419	8,627	8,207
6802		PARTS AND REPAIRS	110,000	0	110,000	100,826	130,041
9152		EMPLOYEE PROVISIONS - PLANT OP COSTS	0	0	0	0	0
		Total Expenditure Plant Operation Costs	**31,651**	**41,000**	**72,651**	**66,831**	**73,968**
Other Property & Services - Schedule 14 Plant Operation Costs - Income							
3503		REIMBURSEMENTS	(100)	0	(100)	(88)	(1,091)
7823		FEE & CHARGES - SUNDRY	(51)	0	(51)	(44)	0
7843		REIMBURSEMENT -DIESEL FUEL REBATE	(31,500)	0	(31,500)	(28,865)	(21,626)
9162		P/L SALE OF ASSET (PLANT OP COSTS)	0	0	0	0	(16,816)
		Total Expenditure Plant Operation Costs	**(31,651)**	**0**	**(31,651)**	**(28,997)**	**(39,533)**
Other Property & Services - Schedule 14 Stock Fuels & Oils - Expenditure							
4420		MATERIALS VARIANCE ACCOUNT	0	0	0	0	(402)
4540		STOCK PURCHASES	0	0	0	0	0
		Total Expenditure Stock Fuels & Oils	**0**	**0**	**0**	**0**	**(402)**
Other Property & Services - Schedule 14 Salaries & Wages - Expenditure							
4570		SALARIES DRAWN	4,875,204	0	4,875,204	4,468,608	3,112,420
4580		WAGES	0	0	0	0	1,608,782
4590		LESS SALARIES ALLOCATED	(4,875,204)	0	(4,875,204)	(4,468,608)	(3,112,420)
4600		LESS WAGES ALLOCATED	0	0	0	0	(1,608,782)
		Total Expenditure Salaries & Wages	**0**	**0**	**0**	**0**	**0**

COA	Job	Description	2022/2023 Orginal Budget $	Budget Amendments $	2022/2023 Current Budget $	2022/2023 YTD Budget $	2022/2023 Actual $
Other Property & Services - Schedule 14							
Project Operations Costs - Expenditure							
4107		SALARIES - PROJECT OFFICER	237,896	62,000	299,896	274,901	300,265
4117		SUPERANNUATION - PROJECT OFFICER	28,652	5,045	33,697	30,888	33,728
4127		WORKERS COMPENSATION - PROJECT OFFICER	10,392	0	10,392	10,392	10,362
4137		FRINGE BENEFITS TAX - PROJECT OFFICER	14,270	0	14,270	10,701	17,589
4147		OTHER EXPENSES - PROJECT OFFICER	500	0	500	451	1,060
4148		CONSULTANCY/CONTRACTORS PROJECTS	25,000	0	25,000	22,911	15,324
4157		VEHICLE EXPENSES - PROJECT OFFICER	12,000	0	12,000	10,992	11,662
4187		FURNITURE & EQUIPMENT UNDER THRESHOLD	1,040	0	1,040	946	3,379
4197		LESS ALLOCATED TO PROJECTS	(371,508)	0	(371,508)	(340,517)	(429,183)
4317		ADMINISTRATION SALARIES REALLOCATED	28,323	0	28,323	25,958	23,281
4327		GENERAL ADMIN COSTS REALLOCATED	13,435	0	13,435	12,312	12,532
		Total Expenditure Project Operation Costs	**0**	**67,045**	**67,045**	**59,935**	**0**

Summary of Operations - Other Property & Services

Program					
Public Works Overheads					
Sub Total Operating Expenditure	144,776	89,000	233,776	217,826	303,619
Sub Total Operating Income	(144,776)	(114,033)	(258,809)	(237,243)	(256,077)
	0	**(25,033)**	**(25,033)**	**(19,417)**	**47,542**
Plant Operation Costs					
Sub Total Operating Expenditure	31,651	41,000	72,651	66,831	73,968
Sub Total Operating Income	(31,651)	0	(31,651)	(28,997)	(39,533)
	0	**41,000**	**41,000**	**37,834**	**34,436**
Stock Fuels & Oils					
Sub Total Operating Expenditure	0	0	0	0	(402)
Sub Total Operating Income	0	0	0	0	0
	0	**0**	**0**	**0**	**(402)**
Project Operation Costs					
Sub Total Operating Expenditure	0	67,045	67,045	59,935	0
Sub Total Operating Income	0	0	0	0	0
	0	**67,045**	**67,045**	**59,935**	**0**
Total Operating Expenditure	176,427	197,045	373,472	344,592	377,186
Total Operating Income	(176,427)	(114,033)	(290,460)	(266,240)	(295,610)
Program (Surplus)/Deficit	**0**	**83,012**	**83,012**	**78,352**	**81,576**
Grand Total All Programs (Surplus)/Deficit	**(6,312,656)**	**2,602,937**	**(3,709,719)**	**(1,116,059)**	**4,885,964**

Operations By Program	2022/2023 Budget	2022/2023 Budget	2022/2023 Budget	2022/2023 YTD Budget	2022/2023 Actual
General Purpose funding	(7,217,459)	(240,602)	(7,458,061)	(7,426,257)	(7,416,177)
Governance	(33,029)	(8,800)	(41,829)	(38,303)	(56,934)
Law, Order & Public Safety	(1,737,631)	1,124,385	(613,246)	(497,600)	(523,402)
Health	(151,329)	0	(151,329)	(138,678)	(134,756)
Education & Welfare	(1,715,358)	(42,193)	(1,757,551)	(1,013,748)	(811,494)
Housing	0	0	0	0	0
Community Amenities	(878,063)	(10,184)	(888,247)	(877,065)	(885,019)
Recreation & Culture	(6,098,635)	(40,940)	(6,139,575)	(3,229,109)	(747,570)
Transport	(4,535,915)	1770660	(2,765,255)	(2,534,706)	(1,322,707)
Economic Services	(207,620)	(12,006)	(219,626)	(201,265)	(210,068)
Other Property & Services	(176,427)	(114,033)	(290,460)	(266,240)	(295,610)
Total Income	**(22,751,467)**	**2,426,287**	**(20,325,180)**	**(16,222,971)**	**(12,403,738)**
General Purpose funding	240,156	(36,324)	203,832	186,941	199,128
Governance	1,176,304	46,529	1,222,832	1,070,973	1,015,128
Law, Order & Public Safety	1,467,993	46,240	1,514,233	1,388,883	1,231,563
Health	264,558	4,600	269,158	246,391	252,739
Education & Welfare	920,484	(51,382)	869,102	797,848	704,435
Housing	0	0	0	0	0
Community Amenities	2,152,807	(29,572)	2,123,235	1,945,264	1,800,475
Recreation & Culture	4,374,723	(28,566)	4,346,157	3,918,118	4,754,936
Transport	5,097,166	(52,059)	5,045,107	4,624,594	6,377,631
Economic Services	568,195	80,139	648,334	583,308	576,480
Other Property & Services	176,427	197,045	373,472	344,592	377,186
Total Expenditure	**16,438,811**	**176,650**	**16,615,461**	**15,106,912**	**17,289,701**
Operating (Surplus)/Deficit	**(6,312,656)**	**2,602,937**	**(3,709,719)**	**(1,116,059)**	**4,885,964**

SHIRE OF DONNYBROOK BALINGUP — Capital Expenditure by Program

COA	JOB	Description	2022/2023 Original Budget	2022/2023 Budget Amendments	2022/2023 Current Budget	2022/2023 YTD Budget	2022/2023 YTD Actual
Governance							
0564		BUILDINGS - ADMIN	158,120	25,530	183,650	161,949	164,291
	B108	SHIRE ADMINISTRATION CENTRE INTERNAL RENEWAL - (BENTLEY ST)	150,000	13,650	163,650	146,590	164,291
	B129	ADMINISTRATION CENTRE EXTERIOR IMPROVEMENTS - (BENTLEY ST)	8,120	11,880	20,000	15,359	0
0584		FURNITURE AND EQUIPMENT	114,811	6,697	121,508	111,370	127,925
	FE001	LIVE STREAMING & IT UPGRADES - COUNCIL CHAMBER	20,000	(4,301)	15,699	14,388	15,699
	FE002	REPLACE PHOTOCOPIERS X 3	19,000	(7,492)	11,508	10,549	11,508
	FE003	A1 PLAN PRINTER COPIER	7,000	0	7,000	6,413	0
	FE004	REPLACEMENT OF SERVER INFRASTRUCTURE	22,000	45,301	67,301	61,688	81,930
	FE005	OFFSITE CLOUD BASED BACK	15,000	(15,000)	0	0	0
	FE006	TELEPHONY SYSTEM	20,000	0	20,000	18,332	18,788
	FE007	IT CABILING ADMINISTRATION OFFICE	11,811	(11,811)	0	0	0
0587		ADMINISTRATION CENTRE - DONNYBROOK - UPGRADE / EXTENSIONS - FEASIBILTY / DILIGENCE	75,938	(75,938)	0	0	0
		Subtotal	***348,869***	***(43,711)***	***305,158***	***273,319***	***292,216***
Law, Order & Public Safety							
0384		BUSH FIRE BUILDINGS - CAP WORKS	1,337,221	(1,337,221)	0	0	0
	B326	ARGYLE/IRISHTOWN BFB - BUILDING	1,337,221	(1,337,221)	0	0	0
0884		PURCHASE PLANT VEHICLE	51,638	11,705	63,343	63,343	63,343
		Subtotal	***1,388,859***	***(1,325,516)***	***63,343***	***63,343***	***63,343***
Health and Preventative Services							
1624		BUILDINGS - DENTAL	15,000	0	15,000	13,745	0
	B168	DENTAL SURGERY RENEW CABINETS AND CRACK REPAIRS 116A SOUTH WESTERN HWY	15,000	0	15,000	13,745	0
		Subtotal	***15,000***	***0***	***15,000***	***13,745***	***0***

SHIRE OF DONNYBROOK BALINGUP — Capital Expenditure by Program

COA	JOB	Description	2022/2023 Original Budget	2022/2023 Budget Amendments	2022/2023 Current Budget	2022/2023 YTD Budget	2022/2023 YTD Actual
Education & Welfare							
8094		WELL AGED HOUSING - BUILDING ASSET RENEWAL	0	0	0	0	0.00
8304		SOCIAL HOUSING ECONOMIC RECOVERY PACKAGE (SHERP) GRANTS PROGRAM WORKSTREAM 2 - REFURBISHMENTS	1,653,674	0	1,653,674	1,240,260	529,069
	B358	MINN COTTS 5-8 - SHERP FUNDING	243,700	0	243,700	182,775	68,038
	B360	LANG VILLAS 1-3 - SHERP FUNDING	169,770	0	169,770	127,329	7,858
	B357	MINN COTTS 1-4 - SHERP FUNDING	243,700	0	243,700	182,775	67,823
	B361	LANG VILLS 4-6 - SHERP FUNDING	242,843	0	242,843	182,133	114,746
	B359	MINN COTTS 9-12 - SHERP FUNDING	243,700	0	243,700	182,775	69,633
	B363	MINN COTTS - CARPORTS & COMMON AREAS - SHERP FUNDING	119,930	0	119,930	89,949	55,226
	B362	LANG VILLS 7-9 - SHERP FUNDING	169,770	0	169,770	127,329	7,499
	B364	WELL AGED - REMOVALIST COSTS - SHERP FUNDING (RESERVE FUNDED)	220,261	0	220,261	165,195	129,903
	B365	WELL AGED - PROJECT MANAGEMENT COSTS	0	0	0	0	8,344
1644		COMMUNITY CENTRE & INFANT HEALTH CLINIC - DONNYBROOK BUILDING RENEWAL	66,554	0	66,554	49,914	1,400
		Subtotal	***1,720,227***	***0***	***1,720,227***	***1,290,174***	***530,469***
Housing							
		Subtotal	***0***	***0***	***0***	***0***	***0***
Community Amenities							
0964		CEMETERIES - INFRASTRUCTURE	22,594	0	22,594	20,708	7,387
	C1221	DONNYBROOK CEMETERY - METAL/TIMBER PARK SEATING WITH CONCRETE BASE	7,594	0	7,594	6,963	0
	R085	DBK CEMETERY INFRASTRUCTURE	15,000	0	15,000	13,745	7,387
0965		PUBLIC TOILETS - ASSET MANAGEMENT PLAN	53,469	0	53,469	48,998	23,104
	B152	PUBLIC TOILETS - VIN FARLEY PARK	30,375	0	30,375	27,839	0
	B1521	PUBLIC TOILETS - DBK HALL EXTERNAL REFURB/REPAIR	7,594	0	7,594	6,955	680
	B157	PUBLIC TOILETS - APEX PARK	0	0	0	0	1,235
	B160	PUBLIC TOILETS - BALINGUP OVAL	10,000	0	10,000	9,166	21,188
	B303	PUBLIC TOILETS - DBK CEMETERY (REPAINT)	5,500	0	5,500	5,038	0
		Subtotal	***76,063***	***0***	***76,063***	***69,706***	***30,491***

SHIRE OF DONNYBROOK BALINGUP — Capital Expenditure by Program

COA	JOB	Description	2022/2023 Original Budget	2022/2023 Budget Amendments	2022/2023 Current Budget	2022/2023 YTD Budget	2022/2023 YTD Actual
Recreation & Culture							
0284		BALINGUP RECREATION CENTRE	7,301	0	7,301	6,688	0
	B082	BALINGUP RECREATION CENTRE BUILDING	7,301	0	7,301	6,688	0
1254		COMMUNITY RESOURCE CENTRE - BUILDINGS	21,068	0	21,068	19,303	15,738
	B318	COMMUNITY RESOURCE CENTRE - BATHROOM REFIT	21,068	0	21,068	19,303	15,738
1274		STATION SQUARE	2,305	0	2,305	2,112	9,199
	B323	STATION SQUARE - BINS, SHADE STRUCTURE ETC	2,305	0	2,305	2,112	6,765
	B327	STATION SQUARE - HERITAGE FUNDING - INTERPRETIVE	0	0	0	0	2,434
7294		BUILDINGS - DBK RECREATION CENTRE	78,390	20,000	98,390	81,843	52,999
	B078	DONNYBROOK RECREATION CENTRE BUILDINGS	78,390	0	78,390	71,843	49,145
8904		REC CENTRE CAPITAL FURN & EQUIPMENT	5,030	80,000	85,030	44,183	4,900
0714		INFRASTRUCTURE OTHER - BALINGUP BOWLING CLUB	4,725	0	4,725	4,326	0
	R139	PUBLIC DRINKING FOUNTAIN, BALINGUP	4,725	0	4,725	4,326	0
1184		OTHER INFRASTRUCTURE DONNYBROOK	64,826	6,500	71,326	65,910	65,706
	R099	STREET LIGHTS DONNYBROOK CARPARKS AND SW HWY	10,000	0	10,000	9,166	9,809
	R131	DONNYBROOK ARBORETUM - RENEWAL	33,946	6,500	40,446	37,609	40,341
	R157	VC MITCHELL PARK - RETIC CONNECTION & REPLACE FOUNTAIN	10,880	0	10,880	9,969	5,557
	R159	UPLIGHTING OF DBK ENTRY STATEMENTS	10,000	0	10,000	9,166	10,000
1214		OTHER INFRASTRUCTURE BALINGUP	11,836	0	11,836	10,841	8,000
	R158	BALINGUP AVENUE OF HONOUR	11,836	0	11,836	10,841	8,000
1284		VC MITCHELL - HOCKEY TRAINING FACILITY	3,961	0	3,961	3,622	1,200
2682		PARK EQUIPMENT	15,000	(10,000)	5,000	5,000	700
	R128	MELDENE PARK	0	0	0	0	488
	R032	PLAYGROUND EQUIPMENT	15,000	(10,000)	5,000	5,000	212
8924		INFRASTRUCTURE OTHER - KIRUP	0	6,527	6,527	6,527	6,527
	R136	KIRUP MILL PARK UPGRADE	0	6,527	6,527	6,527	6,527
8944		INFRASTRUCTURE - VC MITCHELL PARK REDEVELOPMENT	9,000,000	0	9,000,000	2,750,000	390,311
	R144	VC MITCHELL - DESIGN & DEVELOPMENT	9,000,000	0	9,000,000	2,750,000	359,466
	R145	VC MITCHELL - PROJECT MANAGEMENT	0	0	0	0	30,845

SHIRE OF DONNYBROOK BALINGUP — Capital Expenditure by Program

COA	JOB	Description	2022/2023 Original Budget	2022/2023 Budget Amendments	2022/2023 Current Budget	2022/2023 YTD Budget	2022/2023 YTD Actual
8014		BUILDINGS EGAN PARK	12,286	0	12,286	11,240	17,426
	B0001	EGAN PARK - TRANSIT PARK SHELTER REPAINT	516	0	516	473	530
	B0002	EGAN PARK - SHELTER SHED REPAINT TIMBERWORK / VARNISH BENCHES	2,076	0	2,076	1,895	0
	B0003	EGAN PARK - CRICKET PAVILION REPAINT VERANDAH POSTS & BEAMS	2,100	0	2,100	1,917	7,260
	B0004	EGAN PARK - PUMP TRACK CLUBROOMS REPAINT - INTERNAL	7,594	0	7,594	6,955	9,636
0734		BUILDINGS - KIRUP REC REATION PRECINCT	22,357	0	22,357	20,488	0
	B0981	KIRUP RECREATION CHANGEROOMS - BUILDING RENEWAL WORKS	22,357	0	22,357	20,488	0
2576		PUBLIC HALL- BROOKHAMPTON (CAPEX)	50,000	0	50,000	45,837	0
8224		PARKS AND GARDENS INFRASTRUCTURE BALINGUP, KIRUP AND MULLALYUP	19,744	0	19,744	18,076	5,194
	R0881	BALINGUP SKATE PARK - TIMBER PICNIC TABLE BENCH	2,936	0	2,936	2,684	1,881
	R0882	MILL PARK - TWIN SWING SET	3,139	0	3,139	2,871	2,384
	R0883	MEMORIAL PARK & VILLAGE GREEN - BALINGUP - TIMBER PICNIC TABLE BENCH WITH CONCRETE SLAB	13,669	0	13,669	12,521	929
1954		DONNYBROOK TOWNSITE (GENERAL) - BIN SURROUNDS	14,681	0	14,681	13,448	0
1114		BALINGUP TOWN HALL CULTURAL AND COMMUNITY CENTRE	28,350	0	28,350	25,993	0
8024		INFRASTRUCTURE EGAN PARK	82,000	0	82,000	75,154	0
	I0001	EGAN PARK - SKATEPARK - REPAINTING	32,000	0	32,000	29,324	0
	I0002	EGAN PARK - PUMP TRACK LIGHTING UPGRADE	50,000	0	50,000	45,830	0
		Subtotal	***9,443,859***	***103,027***	***9,546,886***	***3,210,591***	***577,899***
Transport							
3200		BRIDGEWORKS - EXT. FUNDED	1,932,686	(1,932,686)	0	0	0
	3275	BRIDGE #3275 UPPER CAPEL ROAD - REPAIRS	1,800,686	(1,800,686)	0	0	0
	3625	BRIDGE #3625 CHARLIE CREEK ROAD	132,000	(132,000)	0	0	0
3240		FOOTPATHS	221,590	2,644	224,234	205,740	214,610
	C2223	RAMSAY TCE TO SW HWY	6,590	0	6,590	6,031	0
	C2224	BALINGUP PATHS & TOWNSCAPE (LRCI)	130,000	2,644	132,644	121,802	132,644
	C2225	SOUTHAMPTON ROAD - BALINGUP PATH UPGRADE	85,000	0	85,000	77,907	81,966

SHIRE OF DONNYBROOK BALINGUP — Capital Expenditure by Program

COA	JOB	Description	2022/2023 Original Budget	2022/2023 Budget Amendments	2022/2023 Current Budget	2022/2023 YTD Budget	2022/2023 YTD Actual
3210		ROADWORKS GENERAL	494,709	44,520	539,229	497,936	472,552
	C2201	RYALL RD SURVEYS & DESIGN ONLY	21,543	0	21,543	19,740	1,877
	C2202	NEWLANDS RD	67,981	15,713	83,694	78,016	83,694
	C2203	LOWDEN GRIMWADE RD	125,000	38,693	163,693	153,264	163,693
	C2204	YABBERUP ROAD	120,000	(10,226)	109,774	99,766	117,675
	C2205	JAYES ROAD	100,154	0	100,154	91,792	55,074
	C2206	TOWNSITES KERBING AND PATH RENEWALS	20,000	0	20,000	18,332	14,969
	C2207	PRELIMINARY SURVEYS & DESIGNS	20,000	0	20,000	18,332	15,200
	C2208	SUNDRY CONSTRUCTION	20,030	340	20,370	18,694	20,370
3260		REGIONAL ROAD GROUP	990,000	183,005	1,173,005	1,090,439	1,036,190
	C2209	UPPER CAPEL ROAD	390,000	0	390,000	357,474	298,085
	C2210	SOUTHAMPTON ROAD	240,000	183,005	423,005	402,989	436,251
	C2211	COLLINS STREET	360,000	0	360,000	329,976	301,854
3300		ROADS TO RECOVERY FEDERAL FUNDING PROGRAM	373,007	(10,321)	362,686	344,073	294,056
	C2212	HUNTER ST, DBK UPGRADE STAGE 2	30,000	14,572	44,572	42,070	44,572
	C2213	MILO RD	33,007	0	33,007	30,248	29,151
	C2214	STEERE ST, DBK UPGRADE STAGE 2	30,000	3,460	33,460	30,958	33,460
	C2215	LITTLE RD	70,000	0	70,000	64,162	57,863
	C2216	DRAINAGE UPGRADES - BRIDGE ST AREA	150,000	(50,000)	100,000	100,000	47,363
	C2217	IRISHTOWN RD	25,000	12,074	37,074	34,985	37,074
	C2218	SOUTHAMPTON RD	35,000	9,573	44,573	41,650	44,573
3330		BLACKSPOT FUNDED ROAD WORKS	627,550	56,602	684,152	631,794	401,805
	C2219	JAYES RD	258,385	51,746	310,131	288,577	311,935
	C2220	SANDHILLS RD	13,201	4,856	18,057	16,948	18,057
	C2221	CUNDINUP KIRUP RD - STAGE 1	355,964	0	355,964	326,269	71,814
3340		COMMODITY ROUTE FUNDING	412,500	20,000	432,500	398,094	439,812
	C2222	GRIMWADE GREENBUSHES RD	412,500	20,000	432,500	398,094	439,812

SHIRE OF DONNYBROOK BALINGUP — Capital Expenditure by Program

COA	JOB	Description	2022/2023 Original Budget	2022/2023 Budget Amendments	2022/2023 Current Budget	2022/2023 YTD Budget	2022/2023 YTD Actual
3554		PURCHASE PLANT & EQUIPMNT	756,072	12,767	768,839	705,775	232,680
6880		DEPOT CAPITAL (BUILDINGS)	58,863	0	58,863	53,943	13,727
	C723	DEPOT - BALINGUP REPAINT	3,550	0	3,550	3,248	4,282
	C7231	DEPOT - DONNYBROOK ELECTRICAL & LIGHTING UPGRADE	25,313	0	25,313	23,197	4,575
	C7232	DEPOT - VICTORY LANE RENEWAL	30,000	0	30,000	27,498	4,870
		Subtotal	***5,866,976***	***(1,623,469)***	***4,243,507***	***3,927,794***	***3,105,432***
Economic Services							
4195		VARIOUS BUILDINGS	8,350	0	8,350	7,648	0
	B147	COMMERCIAL PREMISES (BENDIGO BANK)	8,350	0	8,350	7,648	0
0294		TRANSIT PARK DONNYBROOK - CONSTRUCTION	31,418	0	31,418	28,785	4,652
	B092	ABLUTIONS - BALINGUP TRANSIT PARK	15,188	0	15,188	13,918	0
	B0921	ABLUTIONS - EGAN PARK TRANSIT PARK	16,230	0	16,230	14,867	4,652
		Subtotal	***39,768***	***0***	***39,768***	***36,433***	***4,652***
Other Property							
4214		PLANT PURCHASES	91,631	0	91,631	50,625	50,330
		Subtotal	***91,631***	***0***	***91,631***	***50,625***	***50,330***
		Grand Totals Capital	***18,991,251***	***(2,889,669)***	***16,101,583***	***8,935,730***	***4,654,832***

Type Classification

	2022/2023 Original Budget	Budget Amendments	2022/2023 Current Budget	2022/2023 YTD Budget	2022/2023 YTD Actual
Renewal	18,777,444	(2,982,866)	15,794,578	8,687,569	4,431,715
Upgrade	117,116	6,697	123,813	113,482	137,124
New	96,692	86,500	183,192	134,679	85,994
	18,991,251	**(2,889,669)**	**16,101,583**	**8,935,730**	**4,654,832**

SHIRE OF DONNYBROOK BALINGUP **Capital Expenditure by Program**

COA	JOB	Description	2022/2023 Original Budget	2022/2023 Budget Amendments	2022/2023 Current Budget	2022/2023 YTD Budget	2022/2023 YTD Actual

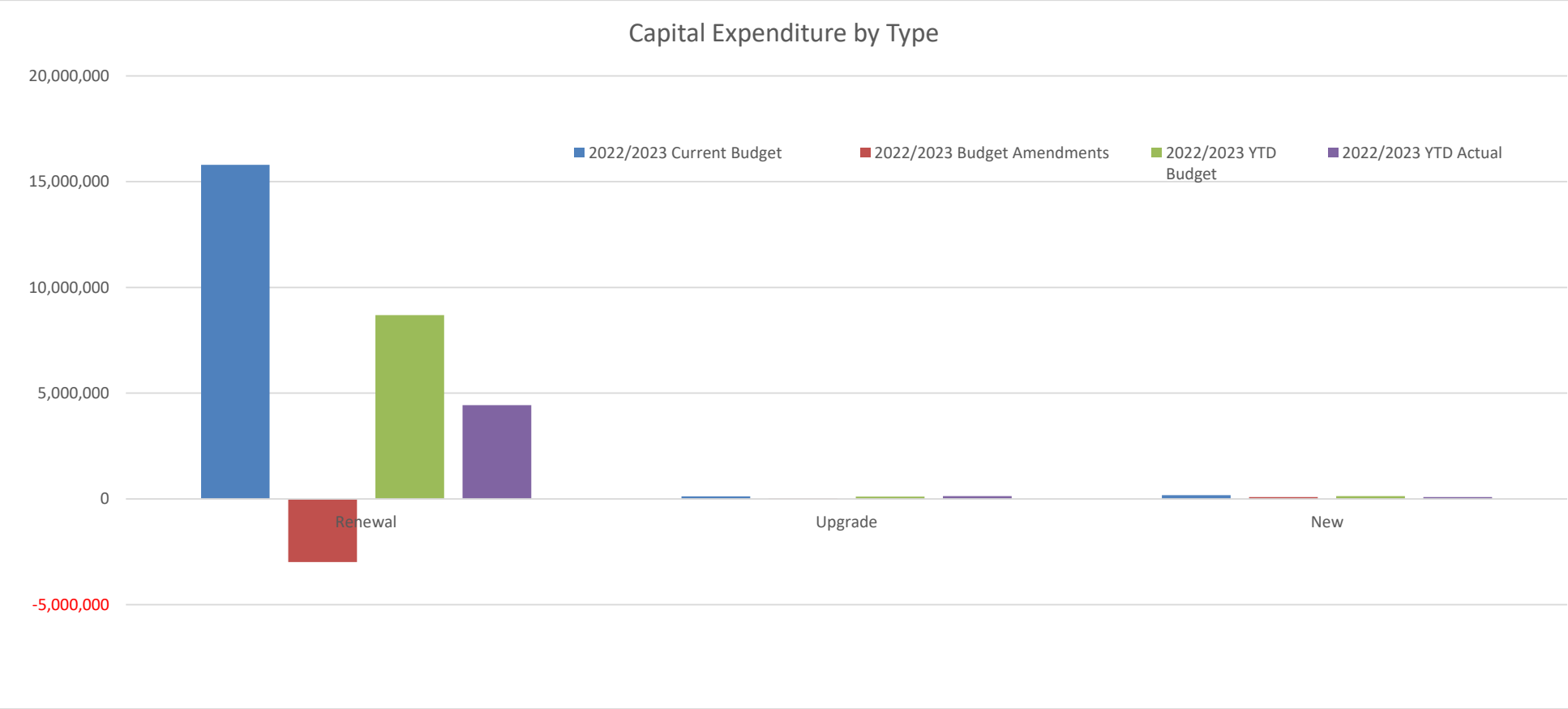

SHIRE OF DONNYBROOK BALINGUP

Capital Expenditure by Program

COA	JOB	Description	2022/2023 Original Budget	2022/2023 Budget Amendments	2022/2023 Current Budget	2022/2023 YTD Budget	2022/2023 YTD Actual
		Asset Classes	**2022/2023 Original Budget**	**Budget Amendments**	**2022/2023 Current Budget**	**2022/2023 YTD Budget**	**2022/2023 YTD Actual**
		Infrastructure - Roads	2,897,766	293,806	3,191,572	2,962,336	2,644,415
		Infrastructure - Bridges	1,932,686	(1,932,686)	0	0	0
		Infrastructure - Footpaths	221,590	2,644	224,234	205,740	214,610
		Infrastructure - Other	239,367	3,027	242,394	223,612	94,715
		Plant And Equipment	899,341	24,472	923,813	819,743	346,353
		Furniture And Equipment	119,841	86,697	206,538	155,553	132,825
		Land	0	0	0	0	0
		Buildings	12,680,662	(1,367,629)	11,313,033	4,568,746	1,221,914
			18,991,251	**(2,889,669)**	**16,101,583**	**8,935,730**	**4,654,832**

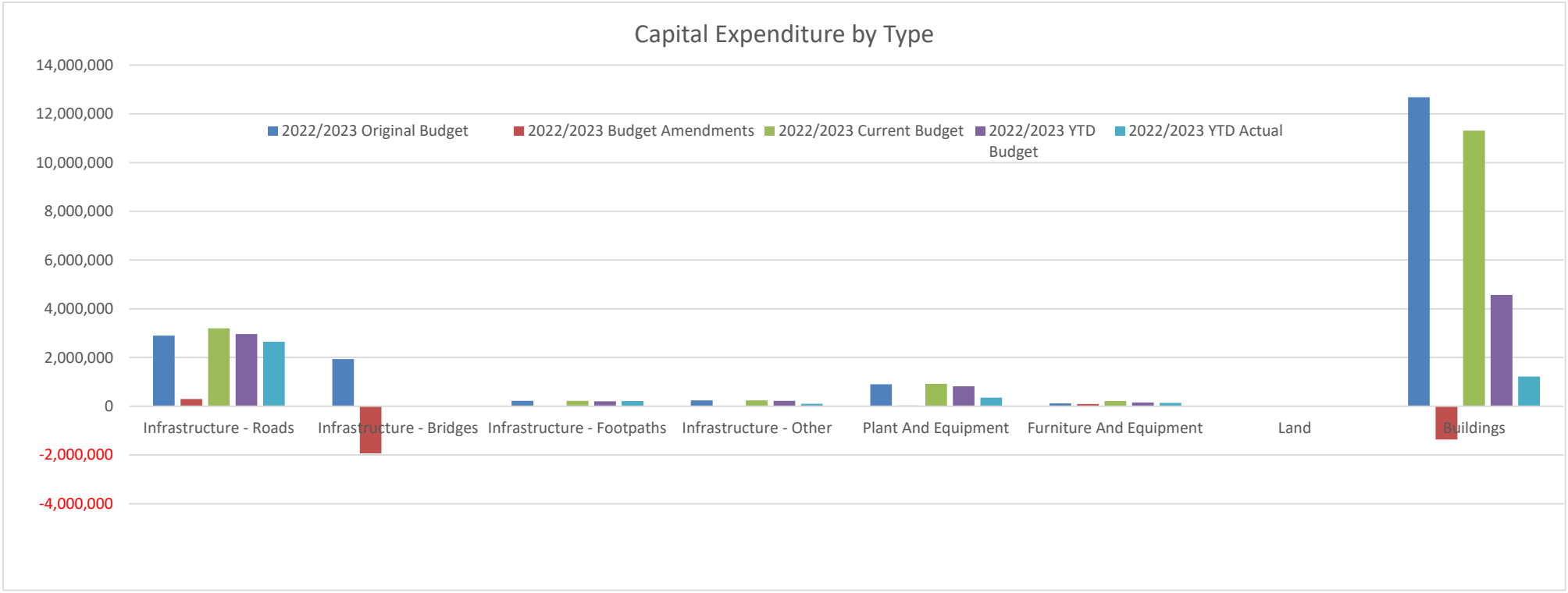

APPENDIX III 2021/2022 Budget Detailed Plant Replacement Program

SHIRE OF DONNYBROOK BALINGUP

Plant Replacement Program - YTD Actual 2022/2023

31/05/2023

Plant Description/Program	Type	Acquisitions: Purchase Price	Sale Trade Price $	Net Changeover	Fair Value Valuation	Depreciation $	Written Down Value	(Profit) or Loss $
Law Order and Public Safety								
Ranger Vehicle replacement - DB92	Existing	63,343	21,909	41,434	40,423	22,844	17,579	(4,330)
	Sub Total	**63,343**	**21,909**	**41,434**	**40,423**	**22,844**	**17,579**	**(4,330)**
Transport								
Replace Plant Trailer - DB6232	Replacement	0	0	0	0	0	0	0
Replace Plant Trailer - DB6066	Replacement	0	0	0	0	0	0	0
Replace Vibrating Roller - DB2114	Replacement	147,288	40,500	106,788	50,000	35,000	15,000	(25,500)
Replace Ute - DB419 (P&G)	Replacement	30,441	16,364	14,077	22,905	11,405	11,500	(4,864)
Replace Ride on Mower - DB193 (Dbk)	Replacement	54,951	10,455	44,496	30,051	19,926	10,125	(330)
Plant # P6008 - DB 6008 - Trailer	Replacement	0	0	0	0	0	0	0
Plant # P5830 - DB 5830 - Car Trailer	Replacement	0	0	0	0	0	0	0
Plant # New 2 - New - Ute - Construction / P&G	New	0	0	0	0	0	0	0
Plant # P4647B - DB 4647 - Parks & Gardens (Dbk)	Replacement	0	0	0	0	0	0	0
Plant # P606B - DB 606 - Balingup	Replacement	0	0	0	0	0	0	0
Plant # P754B - DB 754 - Backhoe	Replacement	0	0	0	0	0	0	0
Plant # P4050B - DB 4050 - Prime Mover	Replacement	0	0	0	0	0	0	0
	Sub Total	**232,680**	**67,318**	**165,361**	**102,956**	**66,331**	**36,625**	**(30,693)**
Public Works Overheads								
Plant # P2222G - DB 2222	Replacement	41,301	0	41,301	0	0	0	0
Plant # P8250 - DB 8250	Replacement	50,330	39,091	11,239	40,775	18,500	22,275	(16,816)
	Sub Total	**91,631**	**39,091**	**52,540**	**40,775**	**18,500**	**22,275**	**(16,816)**
	Grand Totals	**387,653**	**128,318**	**259,335**	**184,154**	**107,675**	**76,479**	**(51,839)**

Funding

Proceeds From Sale	(128,318)
Reserves	0
Funding Required from Municipal Budget	(259,335)
	(387,653)

Profit on Sale of Assets	(51,839)
Loss on Sale of Assets	0
Net Profit on Sale of Assets	**(51,839)**

SHIRE OF DONNYBROOK BALINGUP

Disposal Property, Equipment and Infrastructure - YTD Actual 2022/2023

31/05/2023

Plant Description/Program	Acquisitions							
	Type	Purchase Price	Sale Trade Price $	Net Changeover	Fair Value Valuation	Depreciation $	Written Down Value	(Profit) or Loss $
Other Recreation & Sport								
Asset: 20251 - RSL Park - Retic, Electrical & Surrounds	Revaluation	0	0	0	62,000	39,920	22,080	22,080
Asset: 20314 - Signs Information - Balingup GVTP	Revaluation	0	0	0	13,500	11,460	2,040	2,040
Asset: 20319 - Sea Container (Egan Park)	Revaluation	0	0	0	7,600	4,612	2,988	2,988
Asset: 20415 - Sea Container (Medieval Event)	Revaluation	0	0	0	7,600	4,791	2,809	2,809
Asset: 901 - Applefunpark Play Equipment	Revaluation	0	0	0	15,250	251	14,999	14,999
Asset: 20346 - Fencing (War Memorial)	Revaluation	0	0	0	25,000	20,263	4,737	4,737
Asset: 20743 - Trigwell Park - Access Ramp	Revaluation	0	0	0	60,000	20,701	39,299	39,299
Asset: 781 - Egan Park (Sporting Pitch)	Revaluation	0	0	0	46,500	39,609	6,891	6,891
Asset: 845 - Applefunpark Development Costs	Revaluation	0	0	0	264,652	544	264,108	264,108
Asset: 895 - Startion Square Park Development	Revaluation	0	0	0	581,760	25,021	556,739	556,739
Asset: 898 - Applefunpark Play Equipment	Revaluation	0	0	0	8,934	49	8,885	8,885
Asset: 899 - Applefunpark Play Equipment	Revaluation	0	0	0	17,438	143	17,295	17,295
	Sub Total	**0**	**0**	**0**	**1,110,234**	**167,364**	**942,870**	**942,870**
Transport								
Asset: 20378 - Sea Container	Revaluation	0	0	0	15,200	9,583	5,617	5,617
Asset: 700 - Walker Road (Camellup Rd) Wilga	Revaluation	0	0	0	63,707	2,994	60,713	60,713
	Sub Total	**0**	**0**	**0**	**78,907**	**12,577**	**66,330**	**66,330**
Economic Services								
Lot 3 Bridge Street		0	50,000	(50,000)	82,000	0	82,000	32,000
Lot 4 Bridge Street			50,000	(50,000)	91,000	0	91,000	41,000
	Sub Total	**0**	**100,000**	**(100,000)**	**173,000**	**0**	**173,000**	**73,000**
	Grand Totals	**0**	**100,000**	**(100,000)**	**1,362,141**	**179,941**	**1,182,200**	**1,082,200**

Funding	
Proceeds From Sale	(100,000)
Reserves	0
Funding Required from Municipal Budget	100,000
	0

Profit on Sale of Assets	0
Loss on Sale of Assets	1,082,200
Net Profit on Sale of Assets	**1,082,200**

SHIRE OF DONNYBROOK BALINGUP

Plant Replacement Program - Budget 2022/2023

Plant Description/Program	Acquisitions							
	Type	Purchase Price	Sale Trade Price $	Net Changeover	Fair Value Valuation	Depreciation $	Written Down Value	(Profit) or Loss $
Law Order and Public Safety								
Ranger Vehicle replacement	Replacement	51,638	16,200	35,438	40,423	22,867	17,557	1,357
	Sub Total	**51,638**	**16,200**	**35,438**	**40,423**	**22,867**	**17,557**	**1,357**
Transport								
Replace Plant Trailer - DB6232	Replacement	9,973	0	9,973	0	0	0	0
Replace Plant Trailer - DB6066	Replacement	3,113	506	2,607	0	0	0	(506)
Replace Vibrating Roller - DB2114	Replacement	156,938	21,020	135,918	50,000	35,838	14,162	(6,858)
Replace Ute - DB419 (P&G)	Replacement	27,337	13,669	13,668	22,905	11,951	10,955	(2,715)
Replace Ride on Mower - DB193 (Dbk)	Replacement	47,588	10,125	37,463	30,051	19,869	10,182	57
Plant # P6008 - DB 6008 - Trailer	Replacement	3,139	506	2,633	0	0	0	(506)
Plant # P5830 - DB 5830 - Car Trailer	Replacement	3,240	0	3,240	0	0	0	0
Plant # New 2 - New - Ute - Construction / P&G	New	26,244	0	26,244	0	0	0	0
Plant # P4647B - DB 4647 - Parks & Gardens (Dbk)	Replacement	27,679	13,839	13,840	24,599	12,236	12,363	(1,476)
Plant # P606B - DB 606 - Ride on Mower 60" - Balingup	Replacement	47,588	10,125	37,463	46,717	8,050	38,667	28,542
Plant # P754B - DB 754 - Backhoe	Replacement	190,000	51,257	138,743	113,500	73,261	40,239	(11,018)
Plant # P4050B - DB 4050 - Prime Mover	Replacement	213,233	82,013	131,220	170,000	98,164	71,836	(10,177)
	Sub Total	**756,072**	**203,060**	**553,012**	**457,772**	**259,369**	**198,403**	**(4,657)**
Public Works Overheads								
Plant # P2222G - DB 2222 - Manager Works & Services	Replacement	41,006	33,000	8,006	41,167	18,219	22,949	(10,051)
Plant # P8250 - DB 8250 - Executive Manager Operations	Replacement	50,625	35,000	15,625	40,774	19,999	20,775	(14,225)
	Sub Total	**91,631**	**68,000**	**23,631**	**81,942**	**38,218**	**43,724**	**(24,276)**
	Grand Totals	**899,341**	**287,260**	**612,081**	**580,138**	**320,454**	**259,684**	**(27,576)**

Funding	
Proceeds From Sale	(287,260)
Reserves	(612,081)
Funding Required from Municipal Budget	0
	(899,341)

Profit on Sale of Assets	(57,532)
Loss on Sale of Assets	29,955
Net Profit on Sale of Assets	**(27,576)**

SHIRE OF DONNYBROOK BALINGUP

STATEMENT OF INVESTMENTS

31/05/2023

BANK	TYPE	AMOUNT	RATE	DAYS	FROM	MATURING	ESTIMATED INTEREST
MUNICIPAL FUND							
32186/353029w	At Call - WA Treasury Corp	14,903.38	3.80%	30	31/05/2023	30/06/2023	46.55
Bendigo 4228401	Investments	1,500,000.00	4.05%	32	18/05/2023	19/06/2023	5,326.03
NAB 26-857-1680	Investments	750,000.00	4.00%	62	18/04/2023	19/06/2023	5,095.89
		2,264,903.38					10,468.47
TRUST FUND							
		0.00	0.00%	0			0.00
		0.00					0.00
RESERVE FUND							
NAB 26-909-4310	Term Deposit	2,701,956.83	3.81%	94	12/03/2023	14/06/2023	26,511.75
Bendigo 3791918	Term Deposit	2,589,299.44	4.00%	62	18/04/2023	19/06/2023	17,593.05
		5,291,256.27					44,104.80

SHIRE OF DONNYBROOK BALINGUP
RESERVES
31/05/2023

	Cash Backed Reserves	Opening Balance	2022/2023 Orginal Budget	2022/2023 Budget Amendments	2022/2023 Current Budget	2022/2023 YTD Budget	2022/2023 YTD Actual
9704	**RESERVE - WASTE MANAGEMENT**	$1,300,132	$1,300,132	$0	$1,300,132	$1,300,132	$1,300,132
4721	Transfer from Waste Management Reserve	$0	-$55,000	$0	-$55,000	$0	$0
4720	Transfer To Waste Management Reserve	$0	$0	$0	$0	$0	$0
		$1,300,132	**$1,245,132**	**$0**	**$1,245,132**	**$1,300,132**	**$1,300,132**
9703	**RESERVE - EMPLOYEE ENTITLEMENTS**	$17,500	$17,500	$0	$17,500	$17,500	$17,500
4731	Transfer from Employee Entitlements Reserve	$0	$0	$0	$0	$0	$0
4730	Transfer To Employee Entitlements Reserve	$0	$0	$0	$0	$0	$0
		$17,500	**$17,500**	**$0**	**$17,500**	**$17,500**	**$17,500**
9708	**RESERVE - ARBUTHNOTT MEMORIAL**	$2,985	$2,985	$0	$2,985	$2,985	$2,985
4781	Transfer from Arbuthnott Reserve	$0	$0	$0	$0	$0	$0
4780	Transfer To Arbuthnott Memorial Scholarship	$0	$0	$0	$0	$0	$0
		$2,985	**$2,985**	**$0**	**$2,985**	**$2,985**	**$2,985**
9709	**RESERVE - STRATEGIC PLANNING STUDIES**	$39,301	$39,301	$0	$39,301	$39,301	$39,301
4751	Transfer From Strategic Planning Studies	$0	-$25,000	$0	-$25,000	$0	$0
4750	Transfer To Strategic Planning Studies Reserve	$0	$0	$0	$0	$0	$0
		$39,301	**$14,301**	**$0**	**$14,301**	**$39,301**	**$39,301**
9710	**RESERVE - LAND DEVELOPMENT**	$350,271	$350,271	$0	$350,271	$350,271	$350,271
4831	Transfer from Land Development Reserve	$0	-$250,000	$0	-$250,000	$0	$0
4830	Transfer To Land Development Reserve Fund	$0	$0	$0	$0	$0	$0
		$350,271	**$100,271**	**$0**	**$100,271**	**$350,271**	**$350,271**
9711	**RESERVE - VEHICLES**	$602,902	$602,902	$0	$602,902	$602,902	$602,902
4761	Transfer from Vehicle Reserve	$0	-$612,081	-$40,776	-$652,857	$0	$0
4760	TRANSFER TO VEHICLE RESERVE	$0	$310,000	$0	$310,000	$0	$0
		$602,902	**$300,821**	**-$40,776**	**$260,045**	**$602,902**	**$602,902**
9713	**RESERVE - ROADWORKS**	$560,684	$560,684	$0	$560,684	$560,684	$560,684
4741	Transfer from Roadworks Reserve	$0	-$271,054	$0	-$271,054	$0	$0
4740	Transfer To Roadworks Reserve	$0	$0	$0	$0	$0	$0
		$560,684	**$289,630**	**$0**	**$289,630**	**$560,684**	**$560,684**

SHIRE OF DONNYBROOK BALINGUP
RESERVES
31/05/2023

Cash Backed Reserves

		Opening Balance	2021/2022 Orginal Budget	Budget Amendments	2022/2023 Current Budget	2022/2023 YTD Budget	2022/2023 YTD Actual
9714	**RESERVE - REVALUATION**	$33,300	$33,300	$0	$33,300	$33,300	$33,300
4811	Transfer from Revaluation Reserve	$0	-$73,000	$40,000	-$33,000	$0	$0
4810	Transfer To Revaluation Reserve	$0	$40,000	$0	$40,000	$0	$0
		$33,300	**$300**	**$40,000**	**$40,300**	**$33,300**	**$33,300**
9715	**RESERVE - CENTRAL BUSINESS DISTRICT**	$0	$0	$0	$0	$0	$0
4821	Transfer from CBD Development Reserve	$0	$0	$0	$0	$0	$0
4820	Transfer To CBD Reserve	$0	$0	$0	$0	$0	$0
		$0	**$0**	**$0**	**$0**	**$0**	**$0**
9716	**RESERVE - BUILDINGS**	$474,567	$474,567	$0	$474,567	$474,567	$474,567
4791	Transfer from Buildings Reserve	$0	-$835,976	$266,374	-$569,602	$0	$0
4790	Transfer To Buildings Reserve	$0	$410,000	$0	$410,000	$0	$0
		$474,567	**$48,591**	**$266,374**	**$314,965**	**$474,567**	**$474,567**
9717	**RESERVE - APPLE FUNPARK**	$0	$0	$0	$0	$0	$0
4841	Transfer from Apple Funpark Reserve	$0	$0	$0	$0	$0	$0
4840	Transfer To Apple Funpark Reserve	$0	$0	$0	$0	$0	$0
		$0	**$0**	**$0**	**$0**	**$0**	**$0**
9718	**RESERVE - INFORMATION TECHNOLOGY**	$128,734	$128,734	$0	$128,734	$128,734	$128,734
4801	Transfer from Information Technology Reserve	$0	-$93,000	$0	-$93,000	$0	$0
4800	Transfer To Information Technology Reserve	$0	$10,000	$0	$10,000	$0	$0
		$128,734	**$45,734**	**$0**	**$45,734**	**$128,734**	**$128,734**
9739	**RESERVE COUNCIL ELECTIONS**	$13,650	$13,650	$0	$13,650	$13,650	$13,650
7131	Transfer from Council Elections Reserve	$0	$0	$0	$0	$0	$0
7130	Transfer To Council Elections Reserve	$0	$0	$0	$0	$0	$0
		$13,650	**$13,650**	**$0**	**$13,650**	**$13,650**	**$13,650**
9721	**RESERVE - PARKS & RESERVES**	$365,551	$365,551	$0	$365,551	$365,551	$365,551
4871	Transfer from Parks & Reserves Reserve	$0	-$109,489	$0	-$109,489	$0	$0
4870	TRANSFER TO PARKS & RESERVES RESERVE	$0	$0	$0	$0	$0	$0
		$365,551	**$256,062**	**$0**	**$256,062**	**$365,551**	**$365,551**

SHIRE OF DONNYBROOK BALINGUP
RESERVES
31/05/2023

	Cash Backed Reserves	Opening Balance	2021/2022 Orginal Budget	Budget Amendments	2022/2023 Current Budget	2022/2023 YTD Budget	2022/2023 YTD Actual
9723	**RESERVE - CARRIED FORWARD PROJECTS**	$55,451	$55,451	$0	$55,451	$55,451	$55,451
4671	Transfer from Carried Forward Projects	$0	$0	$0	$0	$0	$0
4670	ANSFER TO CARRIED FORWARD PROJECTS RESER	$0	$0	$0	$0	$0	$0
		$55,451	**$55,451**	**$0**	**$55,451**	**$55,451**	**$55,451**
9707	**RESERVE - COVID 19**	$95,058	$95,058	$0	$95,058	$95,058	$95,058
7111	Transfer from Covid 19 Reserve	$0	-$95,059	$0	-$95,058	$95,059	-$95,058
7110	Transfer To Covid 19 Reserve	$0	$0	$0	$0	$0	$0
		$95,058	**-$1**	**$0**	**$0**	**$190,117**	**$0**
9727	**RESERVE - PRESTON VILLAGE DEFERRED**	$201,370	$201,370	$0	$201,370	$201,370	$201,370
7221	Transfer Fom Preston Village Deferred Reserve	$0	$0	$0	$0	$0	$0
7220	Transfer To Preston Village Deferred Reserve	$0	$0	$0	$0	$0	$62,596
		$201,370	**$201,370**	**$0**	**$201,370**	**$201,370**	**$263,966**
9728	**RESERVE - PRESTON VILLAGE RESERVE FUND**	$63,150	$63,150	-$2,540	$60,610	$60,610	$60,610
7231	Transfer From Preston Village Reserve	$0	-$40,065	$0	-$40,065	$0	$0
7230	Transfer To Preston Village Reserve	$0	$0	$0	$0	$0	$27,015
		$63,150	**$23,085**	**-$2,540**	**$20,545**	**$60,610**	**$87,624**
9729	**RESERVE - MINNINUP COTTAGES 1-4 SURPLUS**	$63,579	$63,579	$0	$63,579	$63,579	$63,579
7241	Transfer From Minninup Cottages 1-4 Reserve	$0	-$8,550	$0	-$8,550	$0	$0
7240	Transfer To Minninup Cottages 1-4 Reserve	$0	$0	$0	$0	$0	$0
		$63,579	**$55,029**	**$0**	**$55,029**	**$63,579**	**$63,579**
9730	**RESERVE - MINNINUP COTTAGES 5-8 SURPLUS**	$93,130	$93,130	$0	$93,130	$93,130	$93,130
7141	Transfer from Minninup Cottages 5-8 Surplus	$0	-$9,853	$0	-$9,853	$0	$0
7140	Transfer To Minn Cotts 5-8 Surplus Reserve	$0	$0	$0	$0	$0	$0
		$93,130	**$83,277**	**$0**	**$83,277**	**$93,130**	**$93,130**
9731	**RESERVE - MINNINUP COTTAGES 9-12**	$256,138	$256,138	$0	$256,138	$256,138	$256,138
7161	Transfer from Minninup Cottages 9-12 Surplus	$0	-$73,807	$0	-$73,807	$0	$0
7160	Transfer To Minn Cotts 9-12 Surplus Reserve	$0	$0	$0	$0	$0	$0
		$256,138	**$182,331**	**$0**	**$182,331**	**$256,138**	**$256,138**

SHIRE OF DONNYBROOK BALINGUP
RESERVES
31/05/2023

	Cash Backed Reserves	Opening Balance	2021/2022 Orginal Budget	Budget Amendments	2022/2023 Current Budget	2022/2023 YTD Budget	2022/2023 YTD Actual
9733	**RESERVE - LANGLEY VILLAS 1-6 SURPLUS**	$351,028	$351,028	$0	$351,028	$351,028	$351,028
7181	Transfer from Langley Villas 1-6 Surplus	$0	-$78,121	$0	-$78,121	$0	$0
7180	Transfer To Langley Villas U1-6 Surplus Reserve	$0	$0	$0	$0	$0	$0
		$351,028	**$272,907**	**$0**	**$272,907**	**$351,028**	**$351,028**
9734	**RESERVE - LANGLEY VILLAS 7-9 SURPLUS**	$221,724	$221,724	$0	$221,724	$221,724	$221,724
7201	Transfer from Langley Villas 7-9 Surplus	$0	-$49,930	$0	-$49,930	$0	$0
7200	Transfer To Langley Villas U7-9 Surplus Reserve	$0	$0	$0	$0	$0	$0
		$221,724	**$171,794**	**$0**	**$171,794**	**$221,724**	**$221,724**
9735	**RESERVE - MINNINUP COTTAGES 5-8 LONG TERM MAINTENANCE**	$7,669	$7,669	$0	$7,669	$7,669	$7,669
7151	Transfer from Minninup Cottages 5-8 LT	$0	$0	$0	$0	$0	$0
7150	Transfer To Minn Cotts 5-8 Lt Maintenance	$0	$2,000	$0	$2,000	$0	$0
		$7,669	**$9,669**	**$0**	**$9,669**	**$7,669**	**$7,669**
9736	**RESERVE - MINNINUP COTTAGES 9-12 LONG**	$6,628	$6,628	$0	$6,628	$6,628	$6,628
7171	Transfer from Minninup Cottages 9-12 LT	$0	$0	$0	$0	$0	$0
7170	Transfer To Minn Cotts 9-12 Lt Maintenance	$0	$2,000	$0	$2,000	$0	$0
		$6,628	**$8,628**	**$0**	**$8,628**	**$6,628**	**$6,628**
9737	**RESERVE - LANGLEY VILLAS 1-6 LONG TERM**	$13,823	$13,823	$0	$13,823	$13,823	$13,823
7191	Transfer from Langley Villas 1-6 LT	$0	$0	$0	$0	$0	$0
7190	Transfer To Langley Villas U1-6 Lt Maintenance	$0	$3,600	$0	$3,600	$0	$0
		$13,823	**$17,423**	**$0**	**$17,423**	**$13,823**	**$13,823**
9738	**RESERVE - LANGLEY VILLAS 7-9 LONG TERM**	$3,600	$3,600	$0	$3,600	$3,600	$3,600
7211	Transfer from Langley Villas 7-9 LT	$0	$0	$0	$0	$0	$0
7210	Transfer To Langley Villas U7-9 Lt Maintenance	$0	$1,800	$0	$1,800	$0	$0
		$3,600	**$5,400**	**$0**	**$5,400**	**$3,600**	**$3,600**
	Grand Totals	**$5,120,551**	**$3,421,336**	**$263,058**	**$3,684,395**	**$5,213,070**	**$5,313,934**

SHIRE OF DONNYBROOK BALINGUP
RESERVES
31/05/2023

Transfers To/From Municipal Fund

Total Transfers To Reserve	**$0**	**-$779,400**	**$0**	**-$779,400**	**$0**	**$89,611**
Total Transfers From Reserve	**$0**	**$2,679,985**	**-$265,598**	**$2,414,386**	**$95,059**	**-$95,058**

Reserve Name	Reserve Purpose
Waste Management Reserve	To receive funds collected from the Shire's Waste Management levy for the purpose of providing waste management facilities.
Bushfire Control & Management Reserve	To receive funds collected from the Shire's Fire Protection Levy for the purpose of providing fire fighting equipment to meet the needs of the district.
Aged Housing Reserve	Established to manage funds from aged housing schemes for the upgrade of Council managed aged
Employee Entitlements Reserve	Established to provide for the payment of annual leave, long service leave, personal leave, and grandfathered gratuity scheme entitlements.
Arbuthnott Memorial Scholarship Reserve	To fund the payment of the Arbuthnott Scholarship.
Strategic Planning Studies Reserve	Established to accumulate funds for engaging strategic studies / reports.
Land Development Reserve Fund	To fund the purchase of land for future community purposes.
Vehicle Reserve	To accumulate funds for the acquisition and replacement of Council's vehicle fleet.
Roadworks Reserve	Established to accumulate funds for the construction, renewal and major maintenance of road infrastructure.
Revaluation Reserve	Established to accumulate funds for asset revaluations and rates gross rental valuation - General revaluation.
Central Business District Reserve	To fund future Central Business District projects.
Buildings Reserve	To accumulate funds for the construction, renewal and major maintenance of Council buildings.
Apple Funpark Reserve	To receive donations and to provide for the future capital upgrade and maintenance of equipment and facilities at the Apple Funpark in Collins Street, Donnybrook.
Information Technology Reserve	To accumulate funds for the acquisition and replacement of information technology equipment and software.
Council Election Reserve	Established to accumulate funds for Council postal elections
Park and Reserves Reserve	Established to accumulate funds for the construction, renewal and major maintenance of parks & reserves infrastructure.
Carried Forward Project Reserve	Established to accumulate funds from projects carried into future financial years.

SHIRE OF DONNYBROOK BALINGUP
RESERVES
31/05/2023

COVID 19 Reserve	To fund initiatives and activities associated with the Shire's response and recovery from the COVID-19 pandemic.
Preston Village Exit Deferred Management Fee Reserve	Established to accumulate Preston Village Deferred Management Fees.
Preston Village Reserve Fund Contribution Reserve	To accumulate the Preston Village Reserve Contribution for purposes prescribed within the Residence Contracts.
Minninup Cottages 1-4 Surplus Reserve	To accumulate surplus income of units 1-4 for the purposes of unit maintenance, renewal and upgrades.
Minninup Cottages 5-8 Surplus Reserve	To accumulate surplus income of units 5-8 for purposes prescribed in the Joint Venture Agreement.
Minninup Cottages 9-12 Surplus Reserve	To accumulate surplus income of units 9-12 for purposes prescribed in the Joint Venture Agreement.
Langley Villas 1-6 Surplus Reserve	To accumulate surplus income of units 1-6 for purposes prescribed in the Joint Venture Agreement.
Langley Villas 7-9 Surplus Reserve	To accumulate surplus income of units 7-9 for purposes prescribed in the Joint Venture Agreement.
Minninup Cottages 5-8 Long Term Maintenance Reserve	To accumulate funds for units 5-8 prescribed under the Joint Venture Agreement for the purposes of property maintenance.
Minninup Cottages 9-12 Long Term Maintenance Reserve	To accumulate funds for units 9-12 prescribed under the Joint Venture Agreement for the purposes of property maintenance.
Langley Villas 1-6 Long Term Maintenance Reserve	To accumulate funds for units 1-6 prescribed under the Joint Venture Agreement for the purposes of property maintenance.
Langley Villas 7-9 Long Term Maintenance Reserve	To accumulate funds for units 7-9 prescribed under the Joint Venture Agreement for the purposes of property maintenance.

SHIRE OF DONNYBROOK BALINGUP
Grant Income

31/05/2023

COA	Description	2022/23 Original Budget	2022/23 Budget Amendments	2022/23 Current Budget	2022/23 YTD Budget	Capital Grants YTD Actual	Operating Grant YTD Actual
	General Purpose Funding						
0091	GRANTS - LGGC FINANCIAL ASSISTANCE GRANTS	-$332,660	-$59,991	-$392,651	-$392,651	$0	-$392,651
1031	GRANTS - LGGC LOCAL ROAD GRANT	-$179,263	-$504	-$179,767	-$179,764	$0	-$179,767
	Subtotal	**-$511,923**	**-$60,495**	**-$572,418**	**-$572,415**	**$0**	**-$572,418**
	Law, Order, Public Safety						
1153	GRANTS AWARE PROGRAMME	-$5,760	$0	-$5,760	-$5,272	$0	$0
1163	GRANT - SES ESL OPERATING GRANT	-$19,780	$0	-$19,780	-$14,835	$0	-$13,892
5123	GRANTS - VBFB ESL OPERATING GRANT	-$222,255	$0	-$222,255	-$166,689	$0	-$234,733
6963	GRANTS - BUSHFIRE MITIGATION	-$162,923	$0	-$162,923	-$122,190	$0	-$90,391
0765	GRANTS (CAPITAL) - VBFB ESL ASSETS	-$1,146,785	$1,146,785	$0	$0	$0	$0
	Subtotal	**-$1,557,503**	**$1,146,785**	**-$410,718**	**-$308,986**	**$0**	**-$339,016**
	Education & Welfare						
1693	CARE INCOME - ACFI SUBSIDIES	-$10,075	$0	-$10,075	-$9,232	$0	-$10,075
0283	GRANTS - PROGRAMS (AUSTRALIA DAY)	$0	-$20,000	-$20,000	-$18,337	$0	-$12,668
1223	SOCIALHOUSING ECONOMIC RECOVERY PACKAGE (SHERP) GRANTS PROGRAM WORKSTREAM 2 - REFURBISHMENTS	-$1,433,413	$0	-$1,433,413	-$716,706	-$390,823	$0
	Subtotal	**-$1,443,488**	**-$20,000**	**-$1,463,488**	**-$744,275**	**-$390,823**	**-$22,743**
	Recreation And Culture						
0665	GRANT - HERITAGE PROGRAM	-$9,506	$0	-$9,506	-$8,704	-$10,457	$0
0475	GOVT GRANTS - COMMUNITY FACILITIES	-$5,750,000	$0	-$5,750,000	-$2,875,000	-$403,158	$0
7115	GRANTS (CAPITAL) LRCI	-$41,506	$0	-$41,506	-$38,039	$0	$0
4063	GRANTS - PROGRAMS	$0	-$7,805	-$7,805	-$3,903	$0	-$7,805
	Subtotal	**-$5,801,012**	**-$7,805**	**-$5,808,817**	**-$2,925,646**	**-$413,615**	**-$7,805**
	Transport						
0933	GRANTS - MRD DIRECT GRANTS	-$172,075	-$15,529	-$187,604	-$171,974	$0	-$187,604
0325	GRANTS - BLACK SPOTS	-$408,923	-$34,497	-$443,420	-$406,472	-$288,809	$0
0405	GRANTS - SUNDRY TRANSPORT CONSTRUCTION	-$278,839	$0	-$278,839	-$255,581	-$275,000	$0
3251	GRANTS - LGGC SPECIAL PROJECTS (BRIDGES)	-$1,932,686	$1,932,686	$0	$0	$0	$0
3261	GRANT REVENUE - LRCI	-$442,200	$0	-$442,200	-$405,317	$0	$0
3291	GRANTS - REGIONAL ROAD GROUP	-$662,777	-$112,000	-$774,777	-$710,215	-$473,439	$0
3331	GRANTS - ROADS TO RECOVERY	-$370,049	$0	-$370,049	-$339,186	-$59,931	$0
	Subtotal	**-$4,267,549**	**$1,770,660**	**-$2,496,889**	**-$2,288,745**	**-$1,097,178**	**-$187,604**
	Economic Services						
0975	GRANTS DROUGHT COMMUNITY FUNDING (CAPITAL) - ASSETS	$0	$0	$0	$0	$0	$0
3413	GRANTS - PROGRAMS	$0	$0	$0	$0	$0	$0
	Subtotal	**$0**	**$0**	**$0**	**$0**	**$0**	**$0**
	Grand Totals	**-$13,581,475**	**$2,849,145**	**-$9,288,842**	**-$6,840,067**	**-$1,901,616**	**-$1,129,586**
	Total Operating Grants	**-$1,104,790**	**-$103,829**	**-$1,208,619**	**-$1,084,847**	**$0**	**-$1,129,586**
	Total Non Operating Grants	**-$12,476,684**	**$2,932,974**	**-$9,543,710**	**-$5,755,220**	**-$1,901,616**	**$0**

SHIRE OF DONNYBROOK BALINGUP
INFORMATION ON BORROWINGS 2022/2023
31/05/2023

Information on Borrowings

	Purpose/Program	Loan Number	Institution	Interest Rate	Principal 1-Jul-22 $	New Loans $	Principal Repayments 2022/23 Budget $	Principal Outstanding 2022/23 Budget $	Interest Repayments 2022/23 Budget $	Principal Repayments 2022/23 Actual $	Principal Outstanding 2022/23 Actual $	Interest Repayments 2022/23 Actual $
	Health											
	Dental Surgery Extensions	74	WATC	5.83%	41,725	0	(13,117)	28,608	(2,244)	(13,117)	28,608	(2,013)
	Education and welfare											
	Tuia Lodge Fire Suppression System	93	WATC	1.58%	236,405	0	(27,949)	208,456	(3,625)	(27,949)	208,456	(2,931)
	Recreation and culture											
*	Donnybrook Country Club	90	WATC	2.74%	45,596	0	(9,655)	35,941	(1,184)	(9,655)	35,941	(952)
	VC Mitchell Park (Stage 1)	TBA	WATC	TBA	0	3,000,000	(43,919)	2,956,081	(76,380)	0	0	0
	Economic services											
	Collins Street	80	WATC	6.73%	15,262	0	(15,262)	0	(775)	(15,262)	(0)	(323)
				Total	**338,988**	**3,000,000**	**(109,902)**	**3,229,086**	**(84,208)**	**(65,983)**	**273,005**	**(6,219)**

All debenture repayments are to be financed by general purpose revenue, with the exception of Self-Supporting Loans which are reimbursed to Council by the relevant community group.

		YTD Actual		
	Income - Self Supporting Loans	**Principal**	**Interest**	**Total**
*	Donnybrook Country Club	-$9,655	-$1,184	-$10,839

TRUST FUNDS

Funds held at balance date over which the District has no control and which are not included in the financial statements are as follows:

Detail	Balance 1/07/2022 $	Amounts Received $	Amounts Paid ($)	Balance 31/05/2023 $
Public Open Space Funds	56,967	0	0	56,967
	56,967	**0**	**0**	**56,967**

SHIRE OF DONNYBROOK BALINGUP

Delegation Write Off

31/05/2023

Minor debts written off under delegation by Chief Executive Officer for month.

Rates	$ 43.50
Other	$ 5.47
Total	**$ 48.97**

SHIRE OF DONNYBROOK BALINGUP
Public Works Overheads Monitoring
31/05/2023

Account Number	Description	Budget 2022/2023 Current Budget $	31-Jul YTD Actual $	31-Aug $	30-Sep $	31-Oct $	30-Nov $	31-Dec $	31-Jan $	28-Feb $	31-Mar $	30-Apr $	31-May $	30-Jun $
Other Property & Services - Schedule 14														
Public Works Overheads - Expenditure														
	Total Public Works Overheads - Expenditure	**(757)**	**(10,504)**	**32,171**	**83,303**	**66,348**	**94,870**	**62,155**	**144,584**	**138,997**	**140,890**	**167,313**	**47,542**	**0**

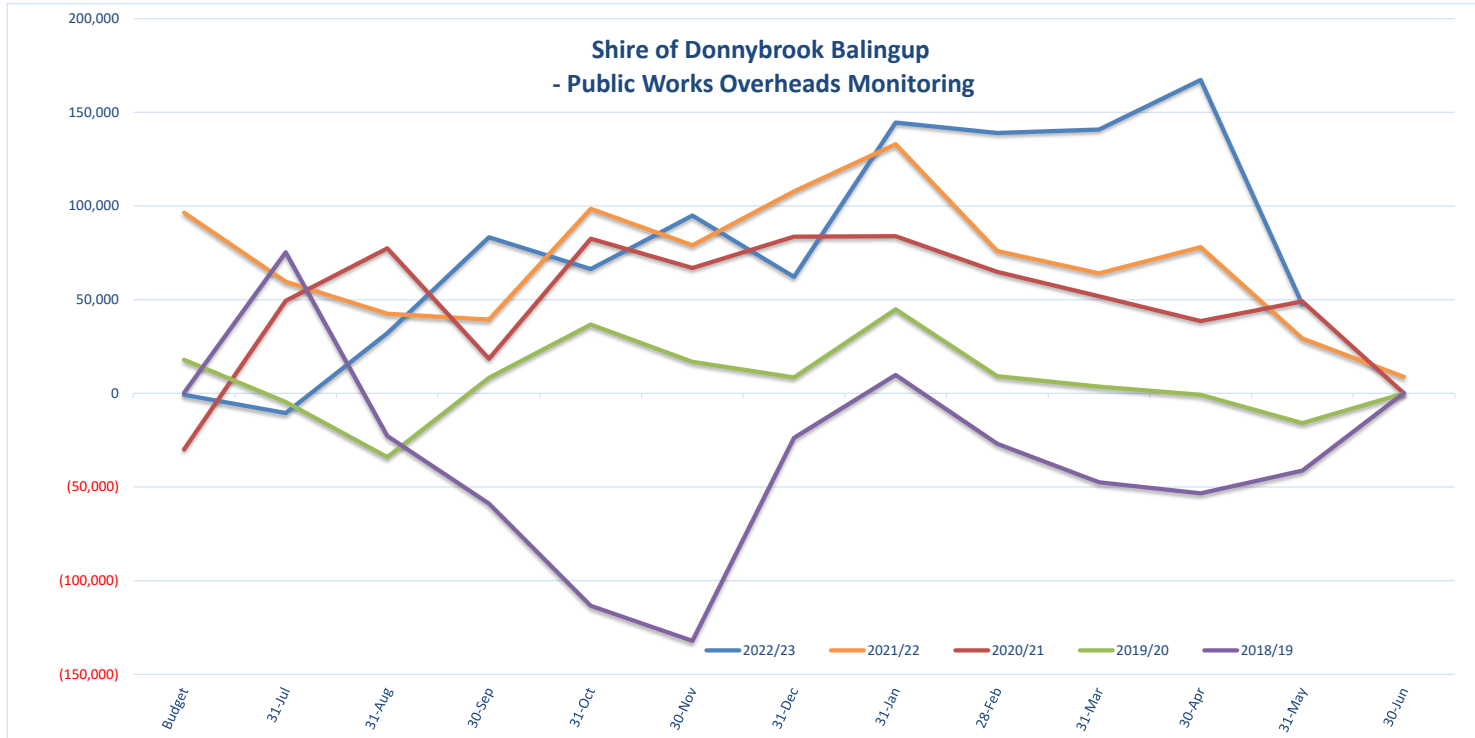

SHIRE OF DONNYBROOK BALINGUP
Plant Operation Costs
31/05/2023

		Budget	31-Jul	31-Aug	30-Sep	31-Oct	30-Nov	31-Dec	31-Jan	28-Feb	31-Mar	30-Apr	31-May	30-Jun
Account Number	Description	2022/2023 Current Budget $	YTD Actual $	$	$	$	$	$	$	$	$	$	$	$
Other Property & Services - Schedule 14 Plant Operation Costs														
Total Public Works Overheads - Expenditure		**41,000**	**42,379**	**49,781**	**88,408**	**89,291**	**104,488**	**119,541**	**165,460**	**168,722**	**163,245**	**176,410**	**34,436**	**0**

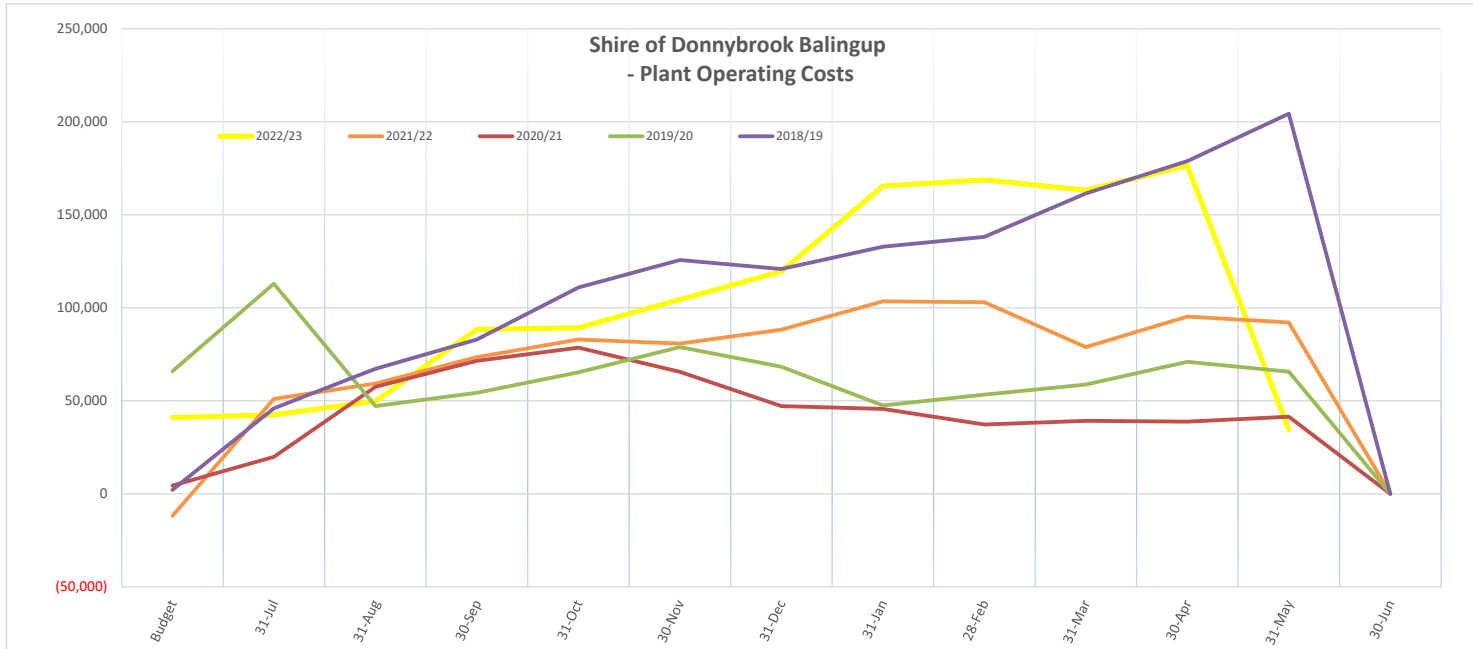

Asset Management Plan (Consolidated)

2023/24

Shire of Donnybrook Balingup



TABLE OF CONTENTS

1. EXECUTIVE SUMMARY 4
   Context 4
   Confidence Levels 5
2. INTRODUCTION 6
   2.1 Background 6
   2.2 Goals and Objectives of Asset Management 6
   2.3 Plan Framework 6
   2.4 Expenditure Classifications 6
3. LEVELS OF SERVICE 7
   3.1 Customer Research and Expectations 7
   3.2 Strategic and Corporate Goals 7
   3.3 Community Levels of Service 7
   3.4 Technical Levels of Service 8
4. FUTURE DEMAND 8
   4.1 Demand Drivers 8
   4.2 Demand Forecast 8
   4.3 Demand Management Plan 8
   4.4 Asset Programs to meet Demand 8
5. LIFECYCLE MANAGEMENT PLANNING 9
   5.1 Background Data 9
   5.2 Renewal/Replacement Plan 10
   5.3 Creation/Acquisition/Upgrade Plan 10
   5.4 Disposal Plan 10
6. FINANCIAL SUMMARY 10
   6.1 Financial Projections 11
   6.2 Forecast Reliability and Confidence 13
7. PLAN IMPROVEMENT AND MONITORING 16
   7.1 Improvement Plan 16
   7.2 Monitoring and Review Procedures 19
   7.3 Performance Measures 19

1. EXECUTIVE SUMMARY

Context

Council possesses a substantial portfolio of physical assets to meet the service needs of the community. These assets are categorised into the following major classes:

- Land - Freehold
- Buildings
- Furniture and Equipment
- Plant and Equipment
- Vehicles
- Infrastructure – Roads
- Infrastructure – Bridges
- Infrastructure – Drainage
- Infrastructure – Footpaths
- Infrastructure – Parks & Reserves

By their nature, constructed or built forms deteriorate over the passage of time. These assets (or their components) require renewal or replacement at the end of their economic useful life to sustain a level of service that maintains an appropriate level of.

a) Asset Safety
b) Asset Quality
c) Asset Functionality

A suite of Asset Management Plans has been developed, and reviewed and updated annually, to identify and forecast,

a) What works are required
b) When the works are required
c) Cost of the works
d) Funding sources of the works

Asset Portfolio Summary

Council's asset portfolio is comprised as follows with a total replacement value of $330m.

Asset category	Number of Units
Land - Freehold	
Freehold Land Parcels	43 Lots
Buildings	
Buildings	132 Structures
Furniture and Equipment	
Furniture and Equipment	
Plant & Equipment	
Vehicles	81 items
Infrastructure	
Roads	634.50 km
Bridges	35 bridges
Drainage - Pipes	23.53 km
Footpaths	27.69 km
Equipment on Parks and Reserves	294 objects

Confidence Levels

Asset Management Plans for the following asset categories

a) Buildings
b) Parks & Reserves
c) Plant & Equipment - Vehicles

have been developed by Council officers from detailed assessment of component useful life and replacement values. It is considered by management that there is a reliable level of confidence with information contained in these developed asset management plans.

Council does not possess inhouse resource capacity to develop and maintain detailed asset planning for the following asset categories

a) Infrastructure – Roads
b) Infrastructure – Drainage
c) Infrastructure – Footpaths

Typically, Local Governments have dedicated staff to prepare, maintain and review their asset management plans, to enable them to satisfy the legislative requirements.

To meet a minimum compliance standard, Council produces an 'Asset Management Plan – Roads and Transport Infrastructure' that reports an evaluation of asset renewal requirements using annual depreciation. The 'Expenditure Profile' is an indication only, and not detailed long term planning.

It is therefore considered that there is overall uncertainty with current long term asset planning information for Roads and Transport Infrastructure.

Council should consider providing additional inhouse engineering asset planning staff if it has the intention to have a higher level of service for long term asset planning than the current level.

Until staff resources are created for roads and transport planning, reliability of information for this asset category will remain low, as existing staff are fully allocated in the planning and delivery of maintenance and capital works.

2. INTRODUCTION

2.1 Background

Asset management plans are to establish responsive management of assets, compliance with regulatory requirements, and to communicate funding needed to provide the required long-term levels of service.

Asset management plans are developed with reference to Council's Asset Management Policy and the following associated planning documents:

- The Shire of Donnybrook Balingup Council Plan
- The Shire of Donnybrook Balingup Long Term Financial Plan

2.2 Goals and Objectives of Asset Management

Council exists to provide both legislative and discretionary services to the community. Provision of these services require direct and indirect use of physical assets. Council acquires assets by purchase, by contract, construction and by ceding of assets constructed by others.

The objective of asset management practices is for the organisation to undertake systematic and coordinated activities and practices to optimally and sustainably deliver its objectives through the cost-effective lifecycle management of assets.

2.3 Plan Framework

Key elements of asset management planning include

- Levels of service – specifies the services and levels of service to be provided by Council
- Future demand – how this will impact on future service delivery and how this is to be met
- Life cycle management – how Council will manage its existing and future assets to provide defined levels of service
- Financial – what funds are required to provide the defined services,
- Asset management practices
- Monitoring – how the plan will be monitored to ensure it is meeting organisation's objectives
- Asset management improvement plan

2.4 Expenditure Classifications

Key terms used in defining classifications of asset management expenditure.

- Operations – Expenditure which is continuously required to enable an asset to provide benefits to the community (e.g. mowing, street sweeping, electricity, alarm monitoring, insurance)
- Maintenance – Expenditure which maintains the asset but does not increase its service potential or life (e.g. minor repairs and servicing, repairing potholes, grading an unsealed road)
- Renewal – Expenditure that returns the service capability of an asset up to that which it had originally when new (e.g. resealing a sealed road, re-sheeting a gravel road, equipment replacement)
- Upgrade – Expenditure on upgrading an existing asset to provide a higher level of service (e.g. widening a road or bridge, providing a second carriageway, or replacing a bridge with one having a greater traffic capacity)
- New / Capital Expansion – Expenditure to purchase or create a new asset where one did not previously exist (e.g. constructing a new road, bridge, new library)

3. LEVELS OF SERVICE

Service levels are defined in two categories,

1. Customer levels of service
2. Technical levels of service.

Key factors that affect Council's capacity to provide levels of service include:

- Asset control: where asset ownership status, management and operational agreements between Council and community groups/facility users and/or committees of management for the ongoing use of an asset determines asset management obligations and capacity to influence levels of service
- Functional hierarchy: where Council ranks assets according to set criteria to assist in prioritisation of resource allocation
- Community requirements: these are community expectations of the services provided by the utilisation of the asset, which are, in turn, dependent upon the community's ability and willingness to pay
- Legislative requirements: these are those mandatory provisions or standards set by local, state, federal or international bodies that govern asset utilisation, particularly in terms of various issues affecting the community
- Strategic and corporate goals: these are the broad framework-based management directives issued by Council. These are expected to be consistent with Council's goals and values stated in policies, strategies, and the Corporate Plans
- Availability of resources: primarily financial constraints

3.1 Customer Research and Expectations

The outcomes of the community consultation conducted as part of the development of the Strategic Community Plan or specific projects endorsed by Council, have informed relevant projects identified in respective asset management plans.

3.2 Strategic and Corporate Goals

Asset management plans are prepared with reference to the Council's vision.

"A proud community enjoying our rural lifestyle, cultural heritage and natural environment".

3.3 Community Levels of Service

Community Levels of Service measure how the community receives the service and whether the organisation is providing community value.

Community levels of service factors used in asset management planning are:

Quality	Standard of how well maintained an asset is
Function	Standard to which and asset meets user requirements
Capacity/Utilisation	Whether an asset over or under used

3.4 Technical Levels of Service

Supporting the community service levels are operational or technical measures of performance. It is a service level associated with the physical characteristics of an asset. This includes how Council provides the service, essentially the behind-the-scenes activities of Council in the management of the physical condition and functional condition of assets. It provides leading indicators of problems with assets. It also includes Legislated/Regulated Level of Service that determines the legal requirements Council has in owning and operating an asset (e.g. signage, accessibility, fire, duty of care to provide safe community assets).

4. FUTURE DEMAND

4.1 Demand Drivers

Council's role of providing services to the community will be impacted by changes in demand. Factors which will influence demand in Council's region include:

- Population Change
- Regulation Changes
- Demographic Change
- Household Composition
- Social Trends
- Community Expectations
- Economic factors
- State Policy Decisions

4.2 Demand Forecast

It is identified that a structured and formal analysis of demand drivers associated with an individual asset classes forms part of future improvements to mature Council asset management practices. When undertaken will be included within each individual asset management plan.

4.3 Demand Management Plan

Demand for new services will be managed through a combination of managing or upgrading of existing assets and providing new assets to meet demand and demand management. Demand management practices can include non-asset solutions, mitigating against risks. Non-asset solutions focus on providing the required service without the need for asset ownership.

Where identified, Council's response to asset demand is planned in the individual Asset Management Plans for each asset class.

4.4 Asset Programs to meet Demand

Acquiring new assets or asset upgrades will commit Council to fund ongoing operations, maintenance, and renewal costs for the period that the service provided from the assets is required. These future costs are identified and considered in developing forecasts of future operations.

5. LIFECYCLE MANAGEMENT PLANNING

Lifecycle management planning involves how Council manages and operates its assets at the determined levels of service whilst managing lifecycle costs.

Assets are generally provided to meet design standards where they are available. Assets should perform in a manner that supports rather than hinders the service / function being provided through use of the asset. An asset may no longer be 'useful' because it cannot meet demand as its capacity to meet its function is inadequate, or it is unable to perform to the required level. This could be because it:

- no longer suits the service or function being provided and repairs and maintenance will not improve the position
- no longer suits, but an upgrade will improve the position
- is still quite suitable for service if in sound condition but it is unreliable or unsafe and in continual need of costly maintenance.

Assets where deficiencies in service / functional performance have been identified should be reviewed in terms of:

- should the asset be upgraded?
- should the asset be renewed (or replaced with an alternative)?
- should the asset be disposed of?

5.1 Background Data

5.1.1 Asset condition

Condition of the following major assets are assessed every five years by independent asset inspections.

Asset Class	Date of Last Condition Assessment
Buildings	30 June 2022
Infrastructure - Roads	1 July 2022
Infrastructure - Bridges	1 July 2022
Infrastructure - Drainage	1 July 2022
Infrastructure - Footpaths	1 July 2022
Infrastructure - Other Infrastructure	1 July 2022

Council officers assess asset condition on

- Plant & Equipment
- Asset subcomponents

5.1.2 Asset Carrying Values

Property Plant and Equipment

	Land	Buildings	Furniture and equipment	Plant and equipment	Work in Progress - Movement	**Total property, plant and equipment**
Carrying Value	5,342,000	69,289,973	672,721	7,374,005	11,136	**82,689,835**
Accumulated Depreciation	0	(30,187,528)	(460,274)	(3,578,350)	0	**(34,226,152)**
Depreciated Replacement Cost	**5,342,000**	**39,102,445**	**212,447**	**3,795,655**	**11,136**	**48,463,683**

Source: 2021/22 Annual Financial Report

Infrastructure

	Infrastructure - Roads	Infrastructure - Other	Infrastructure - Drainage	Infrastructure - Footpaths	Infrastructure - Bridges	Infrastructure - Work in Progress Movement	**Total Infrastructure**
Carrying Value	128,430,639	11,784,329	28,275,584	4,850,197	74,240,000	279,665	**247,860,414**
Accumulated Depreciation	(34,986,902)	(4,970,207)	(9,353,103)	(1,217,450)	(40,222,000)	0	**(90,749,662)**
Depreciated Replacement Cost	**93,443,737**	**6,814,122**	**18,922,481**	**3,632,747**	**34,018,000**	**279,665**	**157,110,752**

Source: Asset revaluations as at 1 July 2022

5.2 Renewal/Replacement Plan

Renewal and replacement expenditure are works which does not increase the asset's design capacity but restores, rehabilitates, replaces, or renews an existing asset to its original service potential. Work over and above restoring an asset to original service potential is upgrade/expansion or new works expenditure.

Projected asset renewal expenditure is detailed in respective Asset Management Plans.

5.3 Creation/Acquisition/Upgrade Plan

New works are those works that create a new asset that did not previously exist or works which upgrade or improve an existing asset beyond its existing capacity. They may result from growth, social or environmental needs. Assets may also be acquired at no cost to the organisation from land development.

Projected asset creation, acquisition, upgrade expenditure is detailed in respective Asset Management Plans.

5.4 Disposal Plan

Disposal includes any activity associated with disposal of a decommissioned asset including sale, demolition, or relocation.

Disposal of assets predominantly relates to trade in of vehicles and replacing aged equipment. Disposal of buildings typically requires significant consultation with the community. Council acknowledges the importance to fully consider the implications to users of decisions regarding disposal of public community assets. Once any consultation process has been undertaken and the asset has been confirmed for disposal, then the disposal project will be listed in respective Asset Management Plans.

6. FINANCIAL SUMMARY

This section contains the financial requirements resulting from all the information detailed in respective asset management plans.

6.1 Financial Projections

Figure 1 Asset Renewal Expenditure (Consolidated)

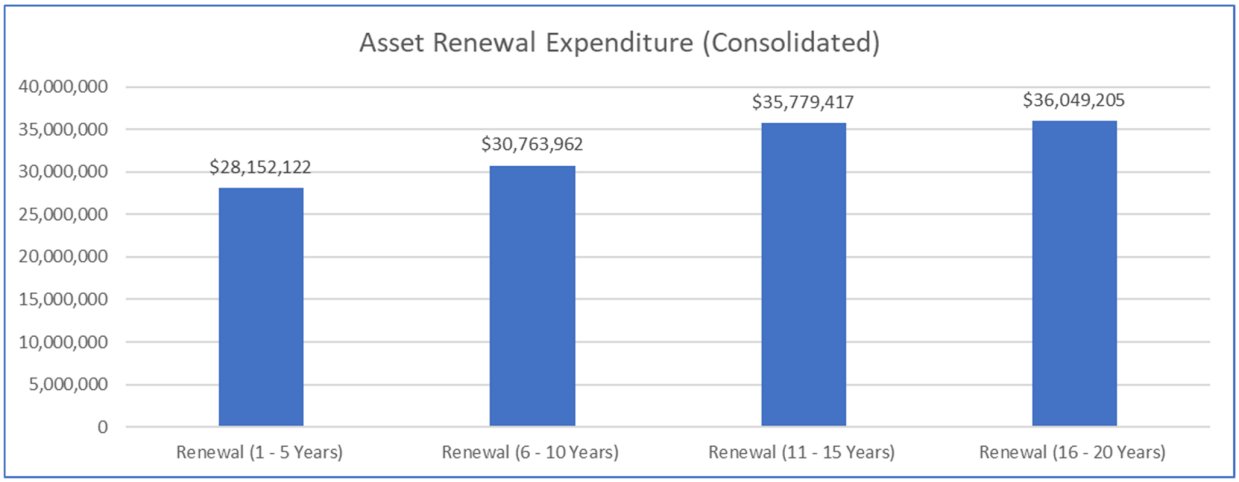

Financial forecasts are shown in Fig 2 (over page) for projected capital expenditure (renewal and upgrade/ expansion/new assets). Note that all costs are indexed to reflect estimated future value of works.

Figure 2 - CONSOLIDATED SUMMARY

		0 Backlog 2023/24	1 2023/24	2 2024/25	3 2025/26	4 2026/27	5 2027/28	6 2028/29	7 2029/30	8 2030/31	9 2031/32	10 2032/33	11 2033/34	12 2034/35	13 2035/36	14 2036/37	15 2037/38	16 2038/39	17 2039/40	18 2040/41	19 2041/42	20 2042/43
	EXPENDITURE																					
	Expenditure - Capital Upgrades & Expansion																					
	Buildings	0	10,349,224	333,547	109,273	0	2,261,654	0	1,331,418	4,360,856	0	248,625	0	0	0	0	0	0	0	0	0	0
	Parks & Reserves	0	175,112	730,960	0	334,276	115,927	0	175,872	63,339	0	1,115,451	0	0	0	0	0	9,628	0	0	0	0
	Vehicles	0	28,840	0	0	0	0	41,792	0	0	0	0	0	0	0	0	0	0	0	0	0	0
	Roads & Transport	0	0	0	0	0	0	0	0	0	0	0	0	0	0	0	0	0	0	0	0	0
	Sub Total - Expenditure - Capital Upgrades & Expansion	*0*	*10,553,176*	*1,064,507*	*109,273*	*334,276*	*2,377,581*	*41,792*	*1,507,290*	*4,424,195*	*0*	*1,364,075*	*0*	*0*	*0*	*0*	*0*	*9,628*	*0*	*0*	*0*	*0*
	Expenditure - Capital Renewal																					
	Buildings	109,659	1,885,426	293,678	225,077	336,099	1,056,075	296,125	251,212	395,828	355,899	249,901	297,242	407,939	411,131	426,744	410,288	390,168	285,100	638,901	591,698	466,230
	Parks & Reserves	17,725	47,071	217,750	89,247	43,501	197,540	987,541	161,052	945,907	165,967	1,154,077	474,931	302,832	2,102,905	1,256,602	414,918	355,683	83,469	768,860	810,734	248,702
	Vehicles	0	464,530	393,594	768,187	496,349	1,041,899	641,206	76,252	738,527	1,348,092	397,263	737,105	757,079	804,756	535,684	1,488,016	1,577,426	216,523	903,992	694,388	469,139
	Roads & Transport	0	3,933,235	4,011,900	4,092,138	4,173,980	4,257,460	4,342,609	4,429,461	4,518,051	4,608,412	4,700,580	4,794,592	4,890,483	4,988,293	5,088,059	5,189,820	5,293,616	5,399,489	5,507,479	5,617,628	5,729,981
	Sub Total - Expenditure - Capital Renewal	*127,384*	*6,330,262*	*4,916,922*	*5,174,649*	*5,049,930*	*6,552,975*	*6,267,481*	*4,917,977*	*6,598,313*	*6,478,370*	*6,501,822*	*6,303,869*	*6,358,333*	*8,307,085*	*7,307,089*	*7,503,042*	*7,616,894*	*5,984,581*	*7,819,231*	*7,714,448*	*6,914,051*
	TOTAL EXPENDITURE	**127,384**	**16,883,439**	**5,981,429**	**5,283,921**	**5,384,206**	**8,930,556**	**6,309,273**	**6,425,268**	**11,022,507**	**6,478,370**	**7,865,897**	**6,303,869**	**6,358,333**	**8,307,085**	**7,307,089**	**7,503,042**	**7,626,523**	**5,984,581**	**7,819,231**	**7,714,448**	**6,914,051**
	FUNDING																					
Buildings	Borrowings	0	2,900,000	0	0	0	2,261,654	0	1,331,418	0	0	0	0	0	0	0	0	0	0	0	0	0
Parks & Reserves	Borrowings	0	0	0	0	0	0	0	0	0	0	0	0	0	1,360,121	0	0	0	0	0	0	0
Buildings	Building Reserve	109,659	742,489	281,584	274,949	335,818	561,993	254,811	168,417	364,450	314,457	249,901	297,243	401,523	356,017	414,719	269,245	311,859	173,830	619,544	579,893	434,803
Buildings	Other Reserves	0	27,810	133,461	18,391	281	10,433	16,239	82,795	4,054	41,442	248,625	0	6,416	0	12,025	125,152	78,310	111,270	0	11,805	22,035
Parks & Reserves	Contributions & Other Reserves	0	81,382	730,960	0	311,766	0	0	126,677	0	0	1,115,451	0	0	0	0	0	0	0	0	0	0
Parks & Reserves	Parks & Reserves Reserve	17,725	140,801	217,750	89,247	66,011	313,468	987,541	210,247	1,009,246	165,967	1,154,077	474,931	302,832	742,784	1,256,602	414,918	365,312	83,469	768,860	810,734	248,702
Buildings	Grants - Buildings	0	8,214,351	212,180	41,010	0	483,649	25,075	0	4,388,180	0	0	0	0	55,114	0	15,891	0	0	19,357	0	9,392
Parks & Reserves	Grants - Parks & Reserves	0	0	0	0	0	0	0	0	0	0	0	0	0	0	0	0	0	0	0	0	0
Vehicles	Sale Revenue	0	132,973	91,987	254,633	153,069	344,370	257,318	13,529	216,364	490,353	131,973	234,801	192,905	316,469	178,032	453,135	505,643	96,702	308,311	205,379	173,488
Vehicles	Vehicle Reserve	0	360,397	301,607	513,554	343,280	697,529	425,680	62,724	522,163	857,738	265,290	502,304	564,174	488,287	357,652	1,034,881	1,071,783	119,821	595,681	489,009	295,651
Buildings	Sundry Funding Sources	0	350,000	0	0	0	0	0	0	0	0	0	0	0	0	0	0	0	0	0	0	0
Roads & Transport	Grants and Own Source Funding - Roads	0	3,933,235	4,011,900	4,092,138	4,173,980	4,257,460	4,342,609	4,429,461	4,518,051	4,608,412	4,700,580	4,794,592	4,890,483	4,988,293	5,088,059	5,189,820	5,293,616	5,399,489	5,507,479	5,617,628	5,729,981
	TOTAL FUNDING	**127,384**	**16,883,439**	**5,981,429**	**5,283,921**	**5,384,206**	**8,930,556**	**6,309,273**	**6,425,267**	**11,022,507**	**6,478,370**	**7,865,897**	**6,303,869**	**6,358,333**	**8,307,086**	**7,307,089**	**7,503,042**	**7,626,523**	**5,984,581**	**7,819,231**	**7,714,448**	**6,914,051**
	TOTAL GENERAL FUNDS REQUIRED	**0**	**0**	**0**	**0**	**0**	**-0**	**0**	**0**	**0**	**0**	**0**	**-0**	**0**	**-0**	**0**	**0**	**-0**	**0**	**0**	**0**	**0**

6.2 Forecast Reliability and Confidence

Projected expenditure and timing of works in Asset Management Plans are based on best available data. Currency and accuracy of data is critical to effective asset and financial management. Data confidence is classified on a 5-level scale in accordance with Table 6.5.

Data Confidence Grading System

Confidence Grade	Description
1 Highly reliable	Data based on sound records, procedures, investigations and analysis, documented properly and recognised as the best method of assessment. Dataset is complete and estimated to be accurate ± 2%
2 Reliable	Data based on sound records, procedures, investigations and analysis, documented properly but has minor shortcomings, for example some of the data is old, some documentation is missing and/or reliance is placed on unconfirmed reports or some extrapolation. Dataset is complete and estimated to be accurate ± 10%
3 Uncertain	Data based on sound records, procedures, investigations and analysis which is incomplete or unsupported, or extrapolated from a limited sample for which grade A or B data are available. Dataset is substantially complete but up to 50% is extrapolated data and accuracy estimated ± 25%
4 Very Uncertain	Data is based on unconfirmed verbal reports and/or cursory inspections and analysis. Dataset may not be fully complete and most data is estimated or extrapolated. Accuracy ± 40%
5 Unknown	None or very little data held.

Data Confidence Assessment for Data used in Asset Management Plans

Data	Confidence Assessment	Comment
Buildings		
Expenditure – New / Upgrade	Uncertain	Reviews of future demand and level of service have been undertaken on a limited number of specific assets. Predominantly undertaken with business cases associated with current grant funded projects. The confidence assessment is based on known knowledge gaps due to absence of a structured review of the portfolio against demand drivers and level of service
Expenditure – Asset Renewal	Reliable	Management undertakes annual review of building component renewal requirements and cost estimates of Council's building portfolio.
Asset Values	Highly Reliable	Valuations are undertaken every 5 years by independent licensed valuer
Asset residual values	Not Applicable	
Asset useful lives	Highly Reliable	Independent valuations and asset condition assessment are undertaken every 5 years. Management undertakes interim annual review of building component renewal requirements
Asset Disposals	Unknown	No asset disposal identification process has been undertaken
Parks & Reserves		
Expenditure – New / Upgrade	Uncertain	Reviews of future demand and level of service have been undertaken on a limited number of specific assets. Predominantly undertaken with business cases associated with current grant funded projects. The confidence assessment is based on known knowledge gaps due to absence of a structured review of community needs against demand drivers and level of service
Expenditure – Asset Renewal	Highly Reliable	Independent valuations and asset condition assessment are undertaken every 5 years. Management undertakes interim annual review of assets located on parks and reserves for renewal requirements and cost estimates
Asset Values	Highly Reliable	Valuations are undertaken every 5 years by independent licensed valuer
Asset residual values	Not Applicable	
Asset useful lives	Highly Reliable	Independent condition assessment are undertaken every 5 years Management undertakes annual review of assets located on parks and reserves for renewal requirements
Asset Disposals	Reliable	Assets of this class are discarded upon replacement due to duty of care obligations.

Vehicles		
Expenditure – New / Upgrade	Reliable	Forecast of future vehicle needs based on workforce planning
Expenditure – Asset Renewal	Highly Reliable	Management undertakes annual review of vehicle km/hours and condition
Asset Values	Reliable	Management estimates of expenditure based on historical vehicle purchases
Asset residual values	Reliable	Management estimates of trade in values based on previous trade in history
Asset useful lives	Highly Reliable	Management undertakes annual review of vehicle usage and condition. Vehicle replacement periods are based on independent study - Uniqco International Pty Ltd - Fleet Review for Shire of Donnybrook-Balingup 23 February 2017
Asset Disposals	Highly Reliable	Vehicles are traded at time of change over
Roads & Transport		
Expenditure – New / Upgrade	Unknown	Reviews of future demand and level of service have been undertaken on a limited number of specific road projects. Predominantly undertaken with projects eligible for external funding (e.g. Regional Road Group), or projects planned for delivery in the next 1 to 2 years. Strategic documents have also been developed to assist in the prioritising of works for the expansion of Shire path assets or for the sealing of gravel roads. The confidence assessment is based on Council being reliant on existing staff knowledge of the road and transport network. This knowledge however is at risk when staff leave the organisation, as Council does not currently have the inhouse staff resources to undertake a higher level of infrastructure asset planning. Until staff resources are created for roads and transport planning, reliability of information for this asset category will remain reliant on the knowledge of the relevant staff at that point of time.
Expenditure – Asset Renewal	Uncertain	The confidence assessment is based on the Council being reliant on existing staff knowledge of the road and transport network. This knowledge however is at risk when staff leave the organisation, as Council does not currently have the inhouse staff resources to undertake a higher level of infrastructure asset planning.
Asset Values	Highly Reliable	Valuations are undertaken every 5 years by independent licensed valuer
Asset residual values	Not Applicable	
Asset useful lives	Highly reliable	Condition of road and transport infrastructure assets are independently assessed every 5 years by suitably qualified consultants.
Asset Disposals	Unknown	No asset disposal identification process has been undertaken

7. PLAN IMPROVEMENT AND MONITORING

7.1 Improvement Plan

Key improvement items that once completed, will result in more effective and mature asset management practices for Council managing its asset portfolio and services. Tasks listed are not in any order of priority and timeframes are subject to financial resources being allocated where required.

Improvement Plan

Task No	Task	Resources Required
1	**Introduce additional staff resource to undertake transport Infrastructure asset planning**	**Staff budget allocation**
	Benefits of implementing the recommendation	
	• Ability to produce long term plans detailing individual projects enable decision makers to be informed and set project priorities	
	• Ability to identify long term asset renewal trends for improved financial sustainability decision making	
	• Improved road grant planning	
	• Improved accuracy of long-term financial planning	
	Risks of not implementing the recommendation	
	• Actual long term asset component renewal requirements are not known for these asset classes. It is therefore unknown if the exiting level of expenditure is sufficient to meet future requirements to maintain safe and functional standards	
	• No structured long term planning system for this asset class inhibits a strategic approach to the development of this asset class	
2	**Implement a Roads functional hierarchy to determine the strategic importance of Council's roads to guide prioritising new assets or upgrades**	**Staff budget allocation**
	Benefits of implementing the recommendation	
	• Provides a foundation for the strategic planning of the road network	
	• An impartial and transparent basis for determining development of the road network	
	Risks of not implementing the recommendation	
	• Organisation lacks a strategic basis for decision making relating to roads	
3	**Develop separate Buildings Operations and Maintenance Management Plan.**	**Staff budget allocation**
	Benefits of implementing the recommendation	
	• Provides increased accuracy of facility management costs	
	• Ensures Council facilities are compliant with facility management obligations	

	Risks of not implementing the recommendation	
	• Increased risk of mandatory facility safety obligations not being identified and undertaken	
	• Increase to asset component renewal costs due to lack of regular maintenance and servicing.	
4	**Implement suitable asset management software to improve asset management information and practices.**	**Budget allocation**
	Benefits of implementing the recommendation	
	• Centralised integrated system that preserves the corporate knowledge relating to asset management	
	• Improved workorder capturing and management	
	• Improved reporting and planning capability	
	• Moving Excel based plans into professional asset management software with expanded functionality	
	Risks of not implementing the recommendation	
	• Less functional / efficient management of Council's assets portfolio	
	• Less information capturing and reporting capability	
5	**Develop and evaluate demand drivers**	**Inhouse**
	Benefits of implementing the recommendation	
	• Increased understanding of future community needs for decision making	
	Risks of not implementing the recommendation	
	• Decision making fails to pre-emptively identify community needs and becomes responsive based	
6	**Develop and evaluate Levels of Service**	**Inhouse**
	Benefits of implementing the recommendation	
	• Align service delivery with organisational goals	
	• Transparency in informing residents and customers with levels of service to be delivered	
	• Consistent methodology applied in decision making	
	• Ability to identify service level gaps (over or under servicing)	
	Risks of not implementing the recommendation	
	• Inconsistent decision making	
	• Adverse perception of inconsistent service levels across the Shire	
	• Inefficient resource allocation though over servicing	
7	**Provide asset management education to Councillors**	**Inhouse**
	Benefits of implementing the recommendation	
	• Develop Elected Member knowledge of Shire specific matters relating to asset management	

	Risks of not implementing the recommendation	
	• Decision making not considering long term implications	
8	**Greater degree of componentisation in the condition rating process**	**Inhouse**
	Benefits of implementing the recommendation	
	• Develops more detailed understanding of asset condition	
	• Improved asset renewal planning	
	Risks of not implementing the recommendation	
	• Lesser standard of decision-making information	
9	**Implement adopted building asset functional hierarchy and methodology to determine the strategic importance of buildings within Council's asset portfolio to guide prioritising new assets or upgrades**	**Inhouse**
	Benefits of implementing the recommendation	
	• A hierarchy enables a transparent basis for decisions on limited funding availability to be targeted towards community priority assets	
	• A transparent functional hierarchy methodology permits proposed projects to be assessment and prioritised against competing resources	
	Risks of not implementing the recommendation	
	• Inconsistent decision making where no transparent methodology exists	
11	**Implement a Public Open Space functional hierarchy and methodology to determine the strategic importance of Council managed areas of open space to guide prioritising new assets or upgrades**	**Inhouse**
	Benefits of implementing the recommendation	
	• A hierarchy enables a transparent basis for decisions on limited funding availability to be targeted towards community priority assets	
	• A transparent functional hierarchy methodology permits proposed projects to be assessment and prioritised against competing resources	
	Risks of not implementing the recommendation	
	• Inconsistent decision making where no transparent methodology exists	
12	**Develop and implement performance measures**	**Inhouse**
	Benefits of implementing the recommendation	
	• Provide a systematic approach to measure progress of asset management	

	• Demonstrate how funding is being used effectively to meet identified needs	
	• Demonstrate any shortfalls in funding	
	• Provide the link between corporate vision and operational asset delivery	
	Risks of not implementing the recommendation	
	• An organisational inability to facilitate effective communications demonstrating performance against identified needs	

7.2 Monitoring and Review Procedures

Asset Plans are reviewed and updated annually with information current at the time.

7.3 Performance Measures

Local Government Operational Guidelines Number 18 – June 2013 (Financial Ratios), details ratios that required statutory reporting in the Annual Financial Report up until 1 June 2022. Practice has been to measure against these asset management financial ratios

a) asset consumption ratio
b) asset renewal funding ratio
c) asset sustainability ratio

The requirement to report these financial ratios has now been removed. The reason provided by the Department of Local Government, Sport and Cultural Industries is that the underlying financial information is still contained in the audited part of the financial statements and that the changes were based on recommendations made by the Office of the Auditor General.

It is identified that a structured methodology to further measure the effectiveness of Council's asset management planning, forms part of future improvements to mature Council asset management practices.

Shire of
Donnybrook Balingup

Asset Management Plan
Parks & Reserves

2023/24



Index

Introduction	1
Basis of Costings	1
Project Funding	1
Reserve Funds	2
Risk Management	2
Under Utilised / Redundant Infrastructure	2
Summary Information	
Consolidated Summary	3
Expenditure - Capital Upgrades & Expansion	4
Expenditure - Capital Renewal	5
Reserve Fund Summary	6
Reserve Graphs	7
Borrowings Summary	8
Grants Summary	9
Contributions Summary	10
Park / Reserve	
Balingup Tourist Information Bay	11
VC Mitchell Park	12
Vin Farley Park	13
Egan Park	14
Donnybrook Townsite (General)	15
Balingup Townsite (General)	16
Apple Fun Park	17
Ayers Gardens	19
Indigenous Park	20
Trigwell Place / Apex Park	21
Trigwell Street Park	22
Memorial RSL Park - Kirup	23
Mill Park - Kirup	24
J. McDonald Oval	25
Donnybrook Arboretum	26
Mullalyup Memorial Park	27
Mullalyup Pioneer Park	28
Mullalyup (General)	29
Balingup Oval	30
Memorial Park & Village Green - Balingup	31
Donnybrook Cemetery	32
Balingup Cemetery	33
Upper Preston Cemetery	34
Balingup Skate Park	35
Tuia Lodge Surrounds	36
Donnybrook Recreation Centre Surrounds	37
Meldene Estate	38
Donnybrook Waste Management Facility	39
9791 South West Highway Donnybrook	40
Station Square	41
Balingup Transfer Station	42

Introduction

The purpose of this document is to provide a strategy for funding Council's Parks & Reserves Infrastructure.

This strategy will plan for the timing and financing of.
a) Development works
b) Replacement of aged infrastructure
c) Major maintenance of infrastructure

Council has substantial funds invested in reserve and park infrastructure. The challenge that faces Council is to provide funds for new upgrades and development whilst ensuring existing infrastructure is maintained to an acceptable standard that maximises useful life to the community.

This plan will assist the current and future Councils by ensuring the Shire of Donnybrook has a financial capacity to meet the demands of funding our park and reserve asset requirements.

This plan covers the next 15 financial years. Upon the inclusion of any works within this document, planning will commence for that work to be undertaken in the proposed year. A review of this plan will be undertaken by Council annually. During this process projects may be added, removed or reprioritised.

Works identified in this plan are subject to.

a) Annual Budget deliberations

b) Sourcing of external funding where identified

Reserve Funds

Council will maintain reserve funds for projects within the 10 Year Parks & Reserves Asset Management Plan. Once a project is identified as requiring funds from the Reserve, annual budget allocations will commence to ensure the required funds are available in the planned year of the project.

Parks & Reserves Reserve

To provide funding for major building maintenance and for projects requiring the use of reserve funds.

Specific Reserve Funds

To provide funds for projects funded 100% from Reserves or as specified by Council within this plan.

Risk Management

All Council parks and reserves infrastructure are to be revalued by an independent Licenced Valuer every 5 years. This is to ensure that the current replacement cost is fully insured to minimise the risk of under insuring.

Under Utilised / Redundant Infrastructure

The infrastructure within this plan are Council's response to the delivery of identified service needs to residents of the Shire. An integral part of effective asset planning is the identification and analysis of those assets that no longer provide a cost effective means of providing these services.

Council may periodically review its portfolio to identify those assets that are.
a) not required or suitable for the delivery of services
b) uneconomical to maintain and/or operate
c) duplicating service delivery
d) under-utilised / redundant

Infrastructure that is identified as meeting some or all of these criteria will need to be considered by Council for removal with the savings redirected towards other facilities or services within the community.

It is important to note that retaining redundant assets reduces Council's ability to provide cost effective services to residents. Redundant assets utilise Council resources that may be more effectively directed to the provision of new facilities or services that are in greater need.

Asset Condition

Asset condition audit was independently undertaken on this asset class in 2022.

Shire of Donnybrook Balingup

Asset Management Plan - Parks & Reserves
2023/24

CONSOLIDATED SUMMARY

	0 Backlog	1 2023/24	2 2024/25	3 2025/26	4 2026/27	5 2027/28	6 2028/29	7 2029/30	8 2030/31	9 2031/32	10 2032/33	11 2033/34	12 2034/35	13 2035/36	14 2036/37	15 2037/38
EXPENDITURE																
Expenditure - Capital Upgrades & Expansion	0	175,112	730,960	0	334,276	115,927	0	175,872	63,339	0	1,115,451	0	0	0	0	0
Expenditure - Capital Renewal	17,725	47,071	217,750	89,247	43,501	197,540	987,541	161,052	945,907	165,967	1,154,077	474,931	302,832	2,102,905	1,256,602	414,918
TOTAL EXPENDITURE	**17,725**	**222,183**	**948,710**	**89,247**	**377,777**	**313,468**	**987,541**	**336,924**	**1,009,246**	**165,967**	**2,269,528**	**474,931**	**302,832**	**2,102,905**	**1,256,602**	**414,918**
FUNDING																
Parks & Reserves Reserve	17,725	140,801	217,750	89,247	66,011	313,468	987,541	210,247	1,009,246	165,967	1,154,077	474,931	302,832	742,784	1,256,602	414,918
Borrowings	0	0	0	0	0	0	0	0	0	0	0	0	0	1,360,121	0	0
Grants	0	0	0	0	0	0	0	0	0	0	0	0	0	0	0	0
Contributions & Other Reserves	0	81,382	730,960	0	311,766	0	0	126,677	0	0	1,115,451	0	0	0	0	0
TOTAL FUNDING	**17,725**	**222,183**	**948,710**	**89,247**	**377,777**	**313,468**	**987,541**	**336,924**	**1,009,246**	**165,967**	**2,269,528**	**474,931**	**302,832**	**2,102,905**	**1,256,602**	**414,918**
TOTAL GENERAL FUNDS REQUIRED	**0**	**0**	**0**	**0**	**0**	**0**	**0**	**0**	**0**	**0**	**0**	**0**	**0**	**-0**	**0**	**0**

Shire of Donnybrook Balingup

Asset Management Plan - Parks & Reserves
2023/24

SUMMARY

Expenditure - Capital Upgrades & Expansion

	0	1	2	3	4	5	6	7	8	9	10	11	12	13	14	15
	Backlog	2023/24	2024/25	2025/26	2026/27	2027/28	2028/29	2029/30	2030/31	2031/32	2032/33	2033/34	2034/35	2035/36	2036/37	2037/38
Balingup Tourist Information Bay	0	0	0	0	0	0	0	0	0	0	0	0	0	0	0	0
VC Mitchell Park	0	0	0	0	0	0	0	0	0	0	0	0	0	0	0	0
Vin Farley Park	0	0	0	0	0	0	0	0	0	0	0	0	0	0	0	0
Egan Park	0	46,350	0	0	0	115,927	0	0	0	0	0	0	0	0	0	0
Donnybrook Townsite (General)	0	6,180	0	0	22,510	0	0	0	0	0	0	0	0	0	0	0
Balingup Townsite (General)	0	0	0	0	0	0	0	0	0	0	0	0	0	0	0	0
Apple Fun Park	0	0	0	0	0	0	0	0	0	0	0	0	0	0	0	0
Ayers Gardens	0	0	0	0	0	0	0	0	0	0	0	0	0	0	0	0
Indigenous Park	0	0	0	0	0	0	0	0	0	0	0	0	0	0	0	0
Trigwell Place / Apex Park	0	5,150	0	0	0	0	0	0	0	0	0	0	0	0	0	0
Trigwell Street Park	0	0	0	0	0	0	0	0	0	0	0	0	0	0	0	0
Memorial RSL Park - Kirup	0	0	0	0	0	0	0	0	0	0	0	0	0	0	0	0
Mill Park - Kirup	0	0	0	0	0	0	0	0	0	0	0	0	0	0	0	0
J. McDonald Oval	0	0	0	0	0	0	0	0	0	0	0	0	0	0	0	0
Donnybrook Arboretum	0	36,050	0	0	0	0	0	0	0	0	0	0	0	0	0	0
Mullalyup Memorial Park	0	0	0	0	0	0	0	0	0	0	0	0	0	0	0	0
Mullalyup Pioneer Park	0	0	0	0	0	0	0	0	0	0	0	0	0	0	0	0
Mullalyup (General)	0	0	0	0	0	0	0	0	0	0	0	0	0	0	0	0
Balingup Oval	0	0	0	0	0	0	0	0	0	0	0	0	0	0	0	0
Memorial Park & Village Green - Balingup	0	0	0	0	0	0	0	0	0	0	0	0	0	0	0	0
Donnybrook Cemetery	0	0	0	0	0	0	0	24,597	63,339	0	0	0	0	0	0	0
Balingup Cemetery	0	0	0	0	0	0	0	24,597	0	0	0	0	0	0	0	0
Upper Preston Cemetery	0	0	0	0	0	0	0	0	0	0	0	0	0	0	0	0
Balingup Skate Park	0	0	0	0	0	0	0	0	0	0	0	0	0	0	0	0
Tuia Lodge Surrounds	0	0	0	0	0	0	0	0	0	0	0	0	0	0	0	0
Donnybrook Recreation Centre Surrounds	0	0	0	0	0	0	0	0	0	0	0	0	0	0	0	0
Meldene Estate	0	0	0	0	0	0	0	0	0	0	0	0	0	0	0	0
Donnybrook Waste Management Facility	0	0	730,960	0	311,766	0	0	126,677	0	0	1,115,451	0	0	0	0	0
9791 South West Highway Donnybrook	0	81,382	0	0	0	0	0	0	0	0	0	0	0	0	0	0
Station Square	0	0	0	0	0	0	0	0	0	0	0	0	0	0	0	0
Balingup Transfer Station	0	0	0	0	0	0	0	0	0	0	0	0	0	0	0	0
TOTAL	**0**	**175,112**	**730,960**	**0**	**334,276**	**115,927**	**0**	**175,872**	**63,339**	**0**	**1,115,451**	**0**	**0**	**0**	**0**	**0**

Shire of Donnybrook Balingup

Asset Management Plan - Parks & Reserves
2023/24

SUMMARY

Expenditure - Capital Renewal

	0	1	2	3	4	5	6	7	8	9	10	11	12	13	14	15
	Backlog	2023/24	2024/25	2025/26	2026/27	2027/28	2028/29	2029/30	2030/31	2031/32	2032/33	2033/34	2034/35	2035/36	2036/37	2037/38
Balingup Tourist Information Bay	0	6,180	0	0	0	0	5,970	0	0	0	0	69,212	0	0	0	0
VC Mitchell Park	0	0	24,401	0	0	0	412,664	25,212	0	0	19,890	115,584	96,239	12,042	512,844	0
Vin Farley Park	0	0	0	0	0	0	27,463	0	69,799	0	0	0	0	0	52,638	0
Egan Park	0	5,150	0	0	3,377	82,540	0	84,861	36,736	3,914	60,476	0	0	190,763	27,227	274,202
Donnybrook Townsite (General)	0	0	0	0	0	0	89,076	0	20,268	0	13,439	141,192	0	22,028	57,478	31,938
Balingup Townsite (General)	0	0	0	0	0	0	0	18,817	0	0	0	17,995	0	0	53,697	38,170
Apple Fun Park	0	5,305	5,464	51,548	5,796	47,762	6,149	6,334	343,938	0	195,731	0	58,741	1,360,121	7,790	38,513
Ayers Gardens	0	0	157,013	16,391	0	0	20,538	0	0	14,092	36,286	0	0	26,434	78,957	0
Indigenous Park	0	0	0	0	0	0	0	0	9,121	9,394	0	0	0	0	0	0
Trigwell Place / Apex Park	0	0	0	21,308	0	0	82,509	0	126,677	0	33,598	0	102,655	170,350	246,552	0
Trigwell Street Park	2,500	0	17,611	0	0	0	0	0	0	0	0	0	0	7,636	0	3,895
Memorial RSL Park - Kirup	0	0	0	0	0	0	13,135	0	35,470	0	0	0	0	0	0	0
Mill Park - Kirup	0	0	0	0	0	0	38,210	0	0	0	0	0	10,265	0	22,689	4,830
J. McDonald Oval	0	0	0	0	0	0	17,911	0	0	0	0	40,143	0	0	0	0
Donnybrook Arboretum	0	0	0	0	0	0	31,642	0	21,535	20,094	0	0	0	7,930	0	0
Mullalyup Memorial Park	0	5,356	0	0	22,510	0	0	0	13,301	2,218	14,514	0	0	0	0	0
Mullalyup Pioneer Park	0	0	0	0	0	0	0	0	44,970	9,394	0	0	0	15,566	0	0
Mullalyup (General)	0	0	0	0	0	0	0	0	0	14,092	0	0	0	32,308	0	0
Balingup Oval	15,225	4,481	13,261	0	0	0	52,897	25,827	86,774	15,918	675,318	0	0	0	120,100	23,370
Memorial Park & Village Green - Balingup	0	0	0	0	11,818	0	7,642	0	74,613	67,065	0	50,525	0	94,720	12,101	0
Donnybrook Cemetery	0	0	0	0	0	0	10,508	0	0	0	0	0	0	0	33,277	0
Balingup Cemetery	0	0	0	0	0	0	0	0	0	0	0	25,608	0	0	0	0
Upper Preston Cemetery	0	0	0	0	0	0	0	0	0	0	0	14,673	0	0	0	0
Balingup Skate Park	0	0	0	0	0	67,238	0	0	0	0	63,164	0	0	0	0	0
Tuia Lodge Surrounds	0	0	0	0	0	0	0	0	0	0	0	0	34,931	0	0	0
Donnybrook Recreation Centre Surrounds	0	0	0	0	0	0	162,391	0	0	0	41,661	0	0	0	0	0
Meldene Estate	0	20,600	0	0	0	0	8,836	0	23,435	0	0	0	0	0	0	0
Donnybrook Waste Management Facility	0	0	0	0	0	0	0	0	39,270	0	0	0	0	99,860	0	0
9791 South West Highway Donnybrook	0	0	0	0	0	0	0	0	0	0	0	0	0	0	0	0
Station Square	0	0	0	0	0	0	0	0	0	9,786	0	0	0	0	31,253	0
Balingup Transfer Station	0	0	0	0	0	0	0	0	0	0	0	0	0	63,147	0	0
TOTAL	**17,725**	**47,071**	**217,750**	**89,247**	**43,501**	**197,540**	**987,541**	**161,052**	**945,907**	**165,967**	**1,154,077**	**474,931**	**302,832**	**2,102,905**	**1,256,602**	**414,918**

Shire of Donnybrook Balingup

Asset Management Plan - Parks & Reserves
2023/24

PARKS & RESERVES RESERVE FUND SUMMARY

	0 Backlog	1 2023/24	2 2024/25	3 2025/26	4 2026/27	5 2027/28	6 2028/29	7 2029/30	8 2030/31	9 2031/32	10 2032/33	11 2033/34	12 2034/35	13 2035/36	14 2036/37	15 2037/38
RESERVE																
Balingup Tourist Information Bay	0	6,180	0	0	0	0	5,970	0	0	0	0	69,212	0	0	0	0
VC Mitchell Park	0	0	24,401	0	0	0	412,664	25,212	0	0	19,890	115,584	96,239	12,042	512,844	0
Vin Farley Park	0	0	0	0	0	0	27,463	0	69,799	0	0	0	0	0	52,638	0
Egan Park	0	51,500	0	0	3,377	198,468	0	84,861	36,736	3,914	60,476	0	0	190,763	27,227	274,202
Donnybrook Townsite (General)	0	6,180	0	0	22,510	0	89,076	0	20,268	0	13,439	141,192	0	22,028	57,478	31,938
Balingup Townsite (General)	0	0	0	0	0	0	0	18,817	0	0	0	17,995	0	0	53,697	38,170
Apple Fun Park	0	5,305	5,464	51,548	5,796	47,762	6,149	6,334	343,938	0	195,731	0	58,741	0	7,790	38,513
Ayers Gardens	0	0	157,013	16,391	0	0	20,538	0	0	14,092	36,286	0	0	26,434	78,957	0
Indigenous Park	0	0	0	0	0	0	0	0	9,121	9,394	0	0	0	0	0	0
Trigwell Place / Apex Park	0	5,150	0	21,308	0	0	82,509	0	126,677	0	33,598	0	102,655	170,350	246,552	0
Trigwell Street Park	2,500	0	17,611	0	0	0	0	0	0	0	0	0	0	7,636	0	3,895
Memorial RSL Park - Kirup	0	0	0	0	0	0	13,135	0	35,470	0	0	0	0	0	0	0
Mill Park - Kirup	0	0	0	0	0	0	38,210	0	0	0	0	0	10,265	0	22,689	4,830
J. McDonald Oval	0	0	0	0	0	0	17,911	0	0	0	0	40,143	0	0	0	0
Donnybrook Arboretum	0	36,050	0	0	0	0	31,642	0	21,535	20,094	0	0	0	7,930	0	0
Mullalyup Memorial Park	0	5,356	0	0	22,510	0	0	0	13,301	2,218	14,514	0	0	0	0	0
Mullalyup Pioneer Park	0	0	0	0	0	0	0	0	44,970	9,394	0	0	0	15,566	0	0
Mullalyup (General)	0	0	0	0	0	0	0	0	0	14,092	0	0	0	32,308	0	0
Balingup Oval	15,225	4,481	13,261	0	0	0	52,897	25,827	86,774	15,918	675,318	0	0	0	120,100	23,370
Memorial Park & Village Green - Balingup	0	0	0	0	11,818	0	7,642	0	74,613	67,065	0	50,525	0	94,720	12,101	0
Donnybrook Cemetery	0	0	0	0	0	0	10,508	24,597	63,339	0	0	0	0	0	33,277	0
Balingup Cemetery	0	0	0	0	0	0	0	24,597	0	0	0	25,608	0	0	0	0
Upper Preston Cemetery	0	0	0	0	0	0	0	0	0	0	0	14,673	0	0	0	0
Balingup Skate Park	0	0	0	0	0	67,238	0	0	0	0	63,164	0	0	0	0	0
Tuia Lodge Surrounds	0	0	0	0	0	0	0	0	0	0	0	0	34,931	0	0	0
Donnybrook Recreation Centre Surrounds	0	0	0	0	0	0	162,391	0	0	0	41,661	0	0	0	0	0
Meldene Estate	0	20,600	0	0	0	0	8,836	0	23,435	0	0	0	0	0	0	0
Donnybrook Waste Management Facility	0	0	0	0	0	0	0	0	39,270	0	0	0	0	99,860	0	0
9791 South West Highway Donnybrook	0	0	0	0	0	0	0	0	0	0	0	0	0	0	0	0
Station Square	0	0	0	0	0	0	0	0	0	9,786	0	0	0	0	31,253	0
Balingup Transfer Station	0	0	0	0	0	0	0	0	0	0	0	0	0	63,147	0	0
TOTAL RESERVE FUNDS REQUIRED	**17,725**	**140,801**	**217,750**	**89,247**	**66,011**	**313,468**	**987,541**	**210,247**	**1,009,246**	**165,967**	**1,154,077**	**474,931**	**302,832**	**742,784**	**1,256,602**	**414,918**
Annual Reserve Transfer Allocation		200,000	250,000	300,000	350,000	400,000	450,000	500,000	550,000	550,000	600,000	650,000	700,000	700,000	700,000	700,000
Interest Earnings		0	0	0	0	0	0	0	0	0	0	0	0	0	0	0
RESERVE SURPLUS (DEFICIT)		**297,536**	**329,786**	**540,539**	**824,528**	**911,060**	**373,519**	**663,272**	**204,026**	**588,059**	**33,982**	**209,051**	**606,219**	**563,435**	**6,833**	**291,915**

Shire of Donnybrook Balingup

Asset Management Plan - Parks & Reserves
2023/24

PARKS & RESERVES RESERVE FUND SUMMARY

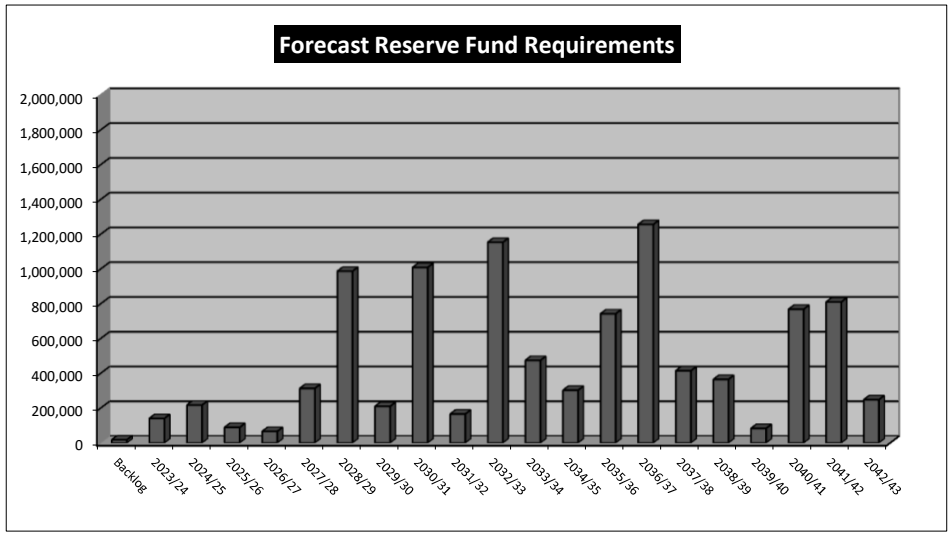

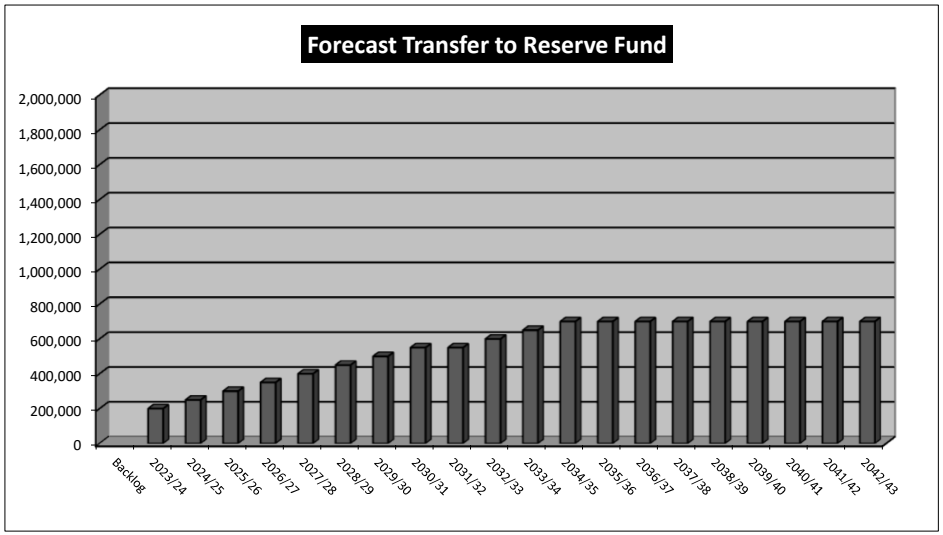

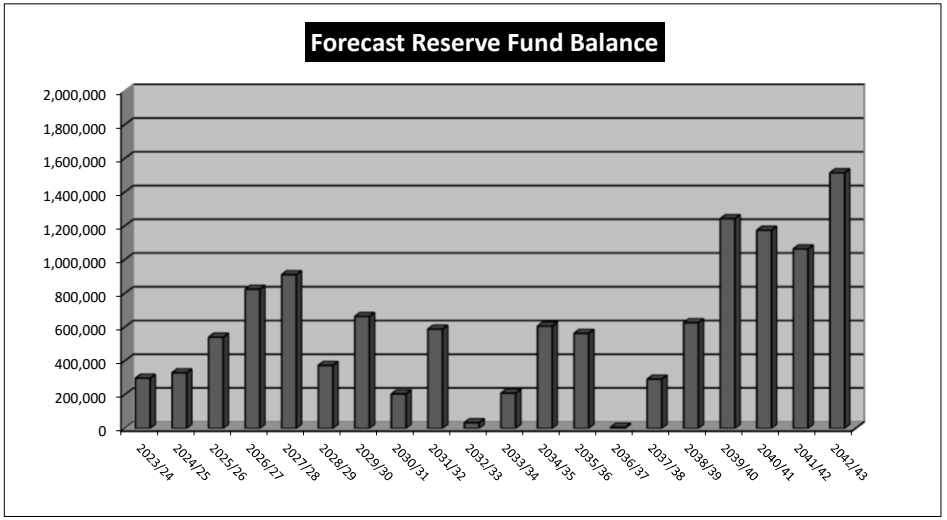

Shire of Donnybrook Balingup

Asset Management Plan - Parks & Reserves
2023/24

BORROWINGS SUMMARY

	0 Backlog	1 2023/24	2 2024/25	3 2025/26	4 2026/27	5 2027/28	6 2028/29	7 2029/30	8 2030/31	9 2031/32	10 2032/33	11 2033/34	12 2034/35	13 2035/36	14 2036/37	15 2037/38
Borrowings																
Balingup Tourist Information Bay	0	0	0	0	0	0	0	0	0	0	0	0	0	0	0	0
VC Mitchell Park	0	0	0	0	0	0	0	0	0	0	0	0	0	0	0	0
Vin Farley Park	0	0	0	0	0	0	0	0	0	0	0	0	0	0	0	0
Egan Park	0	0	0	0	0	0	0	0	0	0	0	0	0	0	0	0
Donnybrook Townsite (General)	0	0	0	0	0	0	0	0	0	0	0	0	0	0	0	0
Balingup Townsite (General)	0	0	0	0	0	0	0	0	0	0	0	0	0	0	0	0
Apple Fun Park	0	0	0	0	0	0	0	0	0	0	0	0	0	1,360,121	0	0
Ayers Gardens	0	0	0	0	0	0	0	0	0	0	0	0	0	0	0	0
Indigenous Park	0	0	0	0	0	0	0	0	0	0	0	0	0	0	0	0
Trigwell Place / Apex Park	0	0	0	0	0	0	0	0	0	0	0	0	0	0	0	0
Trigwell Street Park	0	0	0	0	0	0	0	0	0	0	0	0	0	0	0	0
Memorial RSL Park - Kirup	0	0	0	0	0	0	0	0	0	0	0	0	0	0	0	0
Mill Park - Kirup	0	0	0	0	0	0	0	0	0	0	0	0	0	0	0	0
J. McDonald Oval	0	0	0	0	0	0	0	0	0	0	0	0	0	0	0	0
Donnybrook Arboretum	0	0	0	0	0	0	0	0	0	0	0	0	0	0	0	0
Mullalyup Memorial Park	0	0	0	0	0	0	0	0	0	0	0	0	0	0	0	0
Mullalyup Pioneer Park	0	0	0	0	0	0	0	0	0	0	0	0	0	0	0	0
Mullalyup (General)	0	0	0	0	0	0	0	0	0	0	0	0	0	0	0	0
Balingup Oval	0	0	0	0	0	0	0	0	0	0	0	0	0	0	0	0
Memorial Park & Village Green - Balingup	0	0	0	0	0	0	0	0	0	0	0	0	0	0	0	0
Donnybrook Cemetery	0	0	0	0	0	0	0	0	0	0	0	0	0	0	0	0
Balingup Cemetery	0	0	0	0	0	0	0	0	0	0	0	0	0	0	0	0
Upper Preston Cemetery	0	0	0	0	0	0	0	0	0	0	0	0	0	0	0	0
Balingup Skate Park	0	0	0	0	0	0	0	0	0	0	0	0	0	0	0	0
Tuia Lodge Surrounds	0	0	0	0	0	0	0	0	0	0	0	0	0	0	0	0
Donnybrook Recreation Centre Surrounds	0	0	0	0	0	0	0	0	0	0	0	0	0	0	0	0
Meldene Estate	0	0	0	0	0	0	0	0	0	0	0	0	0	0	0	0
Donnybrook Waste Management Facility	0	0	0	0	0	0	0	0	0	0	0	0	0	0	0	0
9791 South West Highway Donnybrook	0	0	0	0	0	0	0	0	0	0	0	0	0	0	0	0
Station Square	0	0	0	0	0	0	0	0	0	0	0	0	0	0	0	0
Balingup Transfer Station	0	0	0	0	0	0	0	0	0	0	0	0	0	0	0	0
.																
TOTAL NEW BORROWINGS REQUIRED	**0**	**0**	**0**	**0**	**0**	**0**	**0**	**0**	**0**	**0**	**0**	**0**	**0**	**1,360,121**	**0**	**0**

Shire of Donnybrook Balingup

Asset Management Plan - Parks & Reserves
2023/24

GRANTS SUMMARY

	0 Backlog	1 2023/24	2 2024/25	3 2025/26	4 2026/27	5 2027/28	6 2028/29	7 2029/30	8 2030/31	9 2031/32	10 2032/33	11 2033/34	12 2034/35	13 2035/36	14 2036/37	15 2037/38
GRANTS																
Balingup Tourist Information Bay	0	0	0	0	0	0	0	0	0	0	0	0	0	0	0	0
VC Mitchell Park	0	0	0	0	0	0	0	0	0	0	0	0	0	0	0	0
Vin Farley Park	0	0	0	0	0	0	0	0	0	0	0	0	0	0	0	0
Egan Park	0	0	0	0	0	0	0	0	0	0	0	0	0	0	0	0
Donnybrook Townsite (General)	0	0	0	0	0	0	0	0	0	0	0	0	0	0	0	0
Balingup Townsite (General)	0	0	0	0	0	0	0	0	0	0	0	0	0	0	0	0
Apple Fun Park	0	0	0	0	0	0	0	0	0	0	0	0	0	0	0	0
Ayers Gardens	0	0	0	0	0	0	0	0	0	0	0	0	0	0	0	0
Indigenous Park	0	0	0	0	0	0	0	0	0	0	0	0	0	0	0	0
Trigwell Place / Apex Park	0	0	0	0	0	0	0	0	0	0	0	0	0	0	0	0
Trigwell Street Park	0	0	0	0	0	0	0	0	0	0	0	0	0	0	0	0
Memorial RSL Park - Kirup	0	0	0	0	0	0	0	0	0	0	0	0	0	0	0	0
Mill Park - Kirup	0	0	0	0	0	0	0	0	0	0	0	0	0	0	0	0
J. McDonald Oval	0	0	0	0	0	0	0	0	0	0	0	0	0	0	0	0
Donnybrook Arboretum	0	0	0	0	0	0	0	0	0	0	0	0	0	0	0	0
Mullalyup Memorial Park	0	0	0	0	0	0	0	0	0	0	0	0	0	0	0	0
Mullalyup Pioneer Park	0	0	0	0	0	0	0	0	0	0	0	0	0	0	0	0
Mullalyup (General)	0	0	0	0	0	0	0	0	0	0	0	0	0	0	0	0
Balingup Oval	0	0	0	0	0	0	0	0	0	0	0	0	0	0	0	0
Memorial Park & Village Green - Balingup	0	0	0	0	0	0	0	0	0	0	0	0	0	0	0	0
Donnybrook Cemetery	0	0	0	0	0	0	0	0	0	0	0	0	0	0	0	0
Balingup Cemetery	0	0	0	0	0	0	0	0	0	0	0	0	0	0	0	0
Upper Preston Cemetery	0	0	0	0	0	0	0	0	0	0	0	0	0	0	0	0
Balingup Skate Park	0	0	0	0	0	0	0	0	0	0	0	0	0	0	0	0
Tuia Lodge Surrounds	0	0	0	0	0	0	0	0	0	0	0	0	0	0	0	0
Donnybrook Recreation Centre Surrounds	0	0	0	0	0	0	0	0	0	0	0	0	0	0	0	0
Meldene Estate	0	0	0	0	0	0	0	0	0	0	0	0	0	0	0	0
Donnybrook Waste Management Facility	0	0	0	0	0	0	0	0	0	0	0	0	0	0	0	0
9791 South West Highway Donnybrook	0	0	0	0	0	0	0	0	0	0	0	0	0	0	0	0
Station Square	0	0	0	0	0	0	0	0	0	0	0	0	0	0	0	0
Balingup Transfer Station	0	0	0	0	0	0	0	0	0	0	0	0	0	0	0	0
TOTAL GRANT REVENUE	**0**	**0**	**0**	**0**	**0**	**0**	**0**	**0**	**0**	**0**	**0**	**0**	**0**	**0**	**0**	**0**

Shire of Donnybrook Balingup

Asset Management Plan - Parks & Reserves
2023/24

CONTRIBUTIONS & OTHER RESERVES SUMMARY

	0 Backlog	1 2023/24	2 2024/25	3 2025/26	4 2026/27	5 2027/28	6 2028/29	7 2029/30	8 2030/31	9 2031/32	10 2032/33	11 2033/34	12 2034/35	13 2035/36	14 2036/37	15 2037/38
CONTRIBUTIONS																
Balingup Tourist Information Bay	0	0	0	0	0	0	0	0	0	0	0	0	0	0	0	0
VC Mitchell Park	0	0	0	0	0	0	0	0	0	0	0	0	0	0	0	0
Vin Farley Park	0	0	0	0	0	0	0	0	0	0	0	0	0	0	0	0
Egan Park	0	0	0	0	0	0	0	0	0	0	0	0	0	0	0	0
Donnybrook Townsite (General)	0	0	0	0	0	0	0	0	0	0	0	0	0	0	0	0
Balingup Townsite (General)	0	0	0	0	0	0	0	0	0	0	0	0	0	0	0	0
Apple Fun Park	0	0	0	0	0	0	0	0	0	0	0	0	0	0	0	0
Ayers Gardens	0	0	0	0	0	0	0	0	0	0	0	0	0	0	0	0
Indigenous Park	0	0	0	0	0	0	0	0	0	0	0	0	0	0	0	0
Trigwell Place / Apex Park	0	0	0	0	0	0	0	0	0	0	0	0	0	0	0	0
Trigwell Street Park	0	0	0	0	0	0	0	0	0	0	0	0	0	0	0	0
Memorial RSL Park - Kirup	0	0	0	0	0	0	0	0	0	0	0	0	0	0	0	0
Mill Park - Kirup	0	0	0	0	0	0	0	0	0	0	0	0	0	0	0	0
J. McDonald Oval	0	0	0	0	0	0	0	0	0	0	0	0	0	0	0	0
Donnybrook Arboretum	0	0	0	0	0	0	0	0	0	0	0	0	0	0	0	0
Mullalyup Memorial Park	0	0	0	0	0	0	0	0	0	0	0	0	0	0	0	0
Mullalyup Pioneer Park	0	0	0	0	0	0	0	0	0	0	0	0	0	0	0	0
Mullalyup (General)	0	0	0	0	0	0	0	0	0	0	0	0	0	0	0	0
Balingup Oval	0	0	0	0	0	0	0	0	0	0	0	0	0	0	0	0
Memorial Park & Village Green - Balingup	0	0	0	0	0	0	0	0	0	0	0	0	0	0	0	0
Donnybrook Cemetery	0	0	0	0	0	0	0	0	0	0	0	0	0	0	0	0
Balingup Cemetery	0	0	0	0	0	0	0	0	0	0	0	0	0	0	0	0
Upper Preston Cemetery	0	0	0	0	0	0	0	0	0	0	0	0	0	0	0	0
Balingup Skate Park	0	0	0	0	0	0	0	0	0	0	0	0	0	0	0	0
Tuia Lodge Surrounds	0	0	0	0	0	0	0	0	0	0	0	0	0	0	0	0
Donnybrook Recreation Centre Surrounds	0	0	0	0	0	0	0	0	0	0	0	0	0	0	0	0
Meldene Estate	0	0	0	0	0	0	0	0	0	0	0	0	0	0	0	0
Donnybrook Waste Management Facility	0	0	730,960	0	311,766	0	0	126,677	0	0	1,115,451	0	0	0	0	0
9791 South West Highway Donnybrook	0	81,382	0	0	0	0	0	0	0	0	0	0	0	0	0	0
Station Square	0	0	0	0	0	0	0	0	0	0	0	0	0	0	0	0
Balingup Transfer Station	0	0	0	0	0	0	0	0	0	0	0	0	0	0	0	0
TOTAL CONTRIBUTION & OTHER RESERVES REVENUE	**0**	**81,382**	**730,960**	**0**	**311,766**	**0**	**0**	**126,677**	**0**	**0**	**1,115,451**	**0**	**0**	**0**	**0**	**0**

Balingup Tourist Information Bay

	No of years to project (Optimal)	No of years to project (Council)	Component baselife (Optimal)	Component baselife (Council)	*Estimated Cost $*	0 *Backlog*	1 2023/24	2 2024/25	3 2025/26	4 2026/27	5 2027/28	6 2028/29	7 2029/30	8 2030/31	9 2031/32	10 2032/33	11 2033/34	12 2034/35	13 2035/36	14 2036/37	15 2037/38
EXPENDITURE																					
Capital Upgrades / Expansion																					
Nil	1	1	1	1	*0*	0	0	0	0	0	0	0	0	0	0	0	0	0	0	0	0
Total - New / Improvements						*0*	*0*	*0*	*0*	*0*	*0*	*0*	*0*	*0*	*0*	*0*	*0*	*0*	*0*	*0*	*0*
Capital Renewal																					
20621 Tourist Information Bay	11	11	30	30	*50,000*	0	0	0	0	0	0	0	0	0	0	0	69,212	0	0	0	0
20788 Tourist Information Bay (Bibbulmun Track)	6	6	20	20	*5,000*	0	0	0	0	0	0	5,970	0	0	0	0	0	0	0	0	0
Renew Secure Display Boards	1	1	20	20	*6,000*	0	6,180	0	0	0	0	0	0	0	0	0	0	0	0	0	0
Total - Preservation / Maintenance						*0*	*6,180*	*0*	*0*	*0*	*0*	*5,970*	*0*	*0*	*0*	*0*	*69,212*	*0*	*0*	*0*	*0*
TOTAL EXPENDITURE						**0**	**6,180**	**0**	**0**	**0**	**0**	**5,970**	**0**	**0**	**0**	**0**	**69,212**	**0**	**0**	**0**	**0**
FUNDING																					
Borrowings						0	0	0	0	0	0	0	0	0	0	0	0	0	0	0	0
Parks & Reserves Reserve						0	6,180	0	0	0	0	5,970	0	0	0	0	69,212	0	0	0	0
Grants						0	0	0	0	0	0	0	0	0	0	0	0	0	0	0	0
Contributions & Other Reserves						0	0	0	0	0	0	0	0	0	0	0	0	0	0	0	0
TOTAL FUNDING						**0**	**6,180**	**0**	**0**	**0**	**0**	**5,970**	**0**	**0**	**0**	**0**	**69,212**	**0**	**0**	**0**	**0**
GENERAL FUNDS REQUIRED						**0**	**0**	**0**	**0**	**0**	**0**	**0**	**0**	**0**	**0**	**0**	**0**	**0**	**0**	**0**	**0**

Comments

Shire of Donnybrook Balingup

Asset Management Plan - Parks & Reserves
2023/24

VC Mitchell Park

		No of years to project (Optimal)	No of years to project (Council)	Component baselife (Optimal)	Component baselife (Council)	*Estimated Cost $*	0	1	2	3	4	5	6	7	8	9	10	11	12	13	14	15
							Backlog	2023/24	2024/25	2025/26	2026/27	2027/28	2028/29	2029/30	2030/31	2031/32	2032/33	2033/34	2034/35	2035/36	2036/37	2037/38
EXPENDITURE																						
Capital Upgrades / Expansion																						
New Nil		1	1	99	99	*0*	0	0	0	0	0	0	0	0	0	0	0	0	0	0	0	0
Total - New / Improvements							*0*	*0*	*0*	*0*	*0*	*0*	*0*	*0*	*0*	*0*	*0*	*0*	*0*	*0*	*0*	*0*
Capital Renewal																						
20269 Steel Mesh Fencing	Football	14	14	30	30	*43,500*	0	0	0	0	0	0	0	0	0	0	0	0	0	0	65,798	0
20270 Scoreboard	Football	14	14	20	20	*13,500*	0	0	0	0	0	0	0	0	0	0	0	0	0	0	20,420	0
20271 Lighting Towers x 3	Football	12	12	30	30	*67,500*	0	0	0	0	0	0	0	0	0	0	0	0	96,239	0	0	0
20272 Lighting Towers - Small x 2	Football	10	10	30	30	*14,800*	0	0	0	0	0	0	0	0	0	0	19,890	0	0	0	0	0
20273 AFL Goal Posts	Football	6	6	15	15	*14,800*	0	0	0	0	0	0	17,672	0	0	0	0	0	0	0	0	0
20274 Dugouts x 2	Football	6	6	30	30	*8,800*	0	0	0	0	0	0	10,508	0	0	0	0	0	0	0	0	0
856 Water Bore & Infrastructure	Football	23	23	25	25	*108,000*	0	0	0	0	0	0	0	0	0	0	0	0	0	0	0	0
858 Water Bore		23	23	25	25	*49,000*	0	0	0	0	0	0	0	0	0	0	0	0	0	0	0	0
20235 Steel Post & Rail Spectator Fencing	Football	2	2	30	30	*23,000*	0	0	24,401	0	0	0	0	0	0	0	0	0	0	0	0	0
20261 Steel Mesh Fencing	Tennis	11	11	30	30	*13,500*	0	0	0	0	0	0	0	0	0	0	0	18,687	0	0	0	0
20275 Shelter	Tennis	13	13	20	20	*8,200*	0	0	0	0	0	0	0	0	0	0	0	0	0	12,042	0	0
20276 Tennis Courts (Bitumen) x 4	Tennis	6	6	20	20	*200,000*	0	0	0	0	0	0	238,810	0	0	0	0	0	0	0	0	0
20260 Reticulation	Tennis	7	7	25	25	*20,500*	0	0	0	0	0	0	0	25,212	0	0	0	0	0	0	0	0
20731 Bitumen Hard Stand	Tennis	14	14	30	30	*36,000*	0	0	0	0	0	0	0	0	0	0	0	0	0	0	54,453	0
20734 Hit up Wall	Tennis	11	11	20	20	*27,000*	0	0	0	0	0	0	0	0	0	0	0	37,374	0	0	0	0
20735 Shade Sails	Tennis	6	6	15	15	*9,200*	0	0	0	0	0	0	10,985	0	0	0	0	0	0	0	0	0
20262 Skatepark	Skatepark	11	11	30	30	*43,000*	0	0	0	0	0	0	0	0	0	0	0	59,522	0	0	0	0
20239 Basketball Courts x 2	Basketball	6	6	25	25	*100,000*	0	0	0	0	0	0	119,405	0	0	0	0	0	0	0	0	0
20736 Basketball Backboards x 4	Basketball	6	6	15	15	*12,800*	0	0	0	0	0	0	15,284	0	0	0	0	0	0	0	0	0
20817 Water Tank (197,000 Litre)		23	23	25	25	*11,000*	0	0	0	0	0	0	0	0	0	0	0	0	0	0	0	0
Sporting Pitch (Synthetic Hockey)		14	14	15	15	*246,050*	0	0	0	0	0	0	0	0	0	0	0	0	0	0	372,173	0
Total - Preservation / Maintenance							*0*	*0*	*24,401*	*0*	*0*	*0*	*412,664*	*25,212*	*0*	*0*	*19,890*	*115,584*	*96,239*	*12,042*	*512,844*	*0*
TOTAL EXPENDITURE							**0**	**0**	**24,401**	**0**	**0**	**0**	**412,664**	**25,212**	**0**	**0**	**19,890**	**115,584**	**96,239**	**12,042**	**512,844**	**0**
FUNDING																						
Borrowings							0	0	0	0	0	0	0	0	0	0	0	0	0	0	0	0
Parks & Reserves Reserve							0	0	24,401	0	0	0	412,664	25,212	0	0	19,890	115,584	96,239	12,042	512,844	0
Grants							0	0	0	0	0	0	0	0	0	0	0	0	0	0	0	0
Contributions & Other Reserves							0	0	0	0	0	0	0	0	0	0	0	0	0	0	0	0
TOTAL FUNDING							**0**	**0**	**24,401**	**0**	**0**	**0**	**412,664**	**25,212**	**0**	**0**	**19,890**	**115,584**	**96,239**	**12,042**	**512,844**	**0**
GENERAL FUNDS REQUIRED							**0**	**0**	**0**	**0**	**0**	**0**	**0**	**0**	**0**	**0**	**0**	**0**	**0**	**0**	**0**	**0**

Comments

a) Tennis Clubroom renewal / relocation subject to VC Mitchell sporting precinct development
b) Refer to Building Asset Plan for total VC Mitchell Park precinct development
c) A revised asset renewal program will be developed upon completion of the redevelopment
d) Reticulation is renewed as required from the parks and reserves maintenance budget

Shire of Donnybrook Balingup

Asset Management Plan - Parks & Reserves
2023/24

Vin Farley Park

	No of years to project (Optimal)	No of years to project (Council)	Component baselife (Optimal)	Component baselife (Council)	*Estimated Cost*	0	1	2	3	4	5	6	7	8	9	10	11	12	13	14	15
						Backlog	2023/24	2024/25	2025/26	2026/27	2027/28	2028/29	2029/30	2030/31	2031/32	2032/33	2033/34	2034/35	2035/36	2036/37	2037/38
EXPENDITURE																					
Capital Upgrades / Expansion																					
Nil	1	1	1	1	*0*	0	0	0	0	0	0	0	0	0	0	0	0	0	0	0	0
Total - New / Improvements						*0*	*0*	*0*	*0*	*0*	*0*	*0*	*0*	*0*	*0*	*0*	*0*	*0*	*0*	*0*	*0*
Capital Renewal																					
20283 Steel Post and Rail Mesh Fencing	14	14	30	30	*7,800*	0	0	0	0	0	0	0	0	0	0	0	0	0	0	11,798	0
20284 Shade Sail on Metal Pole x 2	6	6	15	15	*23,000*	0	0	0	0	0	0	27,463	0	0	0	0	0	0	0	0	0
20737 Concrete block playground retaining wall	8	8	20	20	*9,600*	0	0	0	0	0	0	0	0	12,161	0	0	0	0	0	0	0
20739 Metal/ timber "Mitchell Park Vin Farley" signs	14	14	15	15	*27,000*	0	0	0	0	0	0	0	0	0	0	0	0	0	0	40,840	0
724 Integrated playground equipment with slide platform slide la	8	8	15	15	*30,500*	0	0	0	0	0	0	0	0	38,636	0	0	0	0	0	0	0
20798 Playground Equipment - Triple Swing	8	8	15	15	*5,000*	0	0	0	0	0	0	0	0	6,334	0	0	0	0	0	0	0
20799 Playground Equipment - 4 Seater spin chair	8	8	15	15	*5,000*	0	0	0	0	0	0	0	0	6,334	0	0	0	0	0	0	0
20800 Playground Equipment - Pole rocker	8	8	15	15	*5,000*	0	0	0	0	0	0	0	0	6,334	0	0	0	0	0	0	0
Total - Preservation / Maintenance						*0*	*0*	*0*	*0*	*0*	*0*	*27,463*	*0*	*69,799*	*0*	*0*	*0*	*0*	*0*	*52,638*	*0*
TOTAL EXPENDITURE						**0**	**0**	**0**	**0**	**0**	**0**	**27,463**	**0**	**69,799**	**0**	**0**	**0**	**0**	**0**	**52,638**	**0**
FUNDING																					
Borrowings						0	0	0	0	0	0	0	0	0	0	0	0	0	0	0	0
Parks & Reserves Reserve						0	0	0	0	0	0	27,463	0	69,799	0	0	0	0	0	52,638	0
Grants						0	0	0	0	0	0	0	0	0	0	0	0	0	0	0	0
Contributions & Other Reserves						0	0	0	0	0	0	0	0	0	0	0	0	0	0	0	0
TOTAL FUNDING						**0**	**0**	**0**	**0**	**0**	**0**	**27,463**	**0**	**69,799**	**0**	**0**	**0**	**0**	**0**	**52,638**	**0**
GENERAL FUNDS REQUIRED						**0**	**0**	**0**	**0**	**0**	**0**	**0**	**0**	**0**	**0**	**0**	**0**	**0**	**0**	**0**	**0**

Comments

Reticulation is renewed as required from the parks and reserves maintenance budget

Shire of Donnybrook Balingup

Asset Management Plan - Parks & Reserves
2023/24

Egan Park

			No of years to project (Optimal)	No of years to project (Council)	Component baselife (Optimal)	Component baselife (Council)	*Estimated Cost*	0	1	2	3	4	5	6	7	8	9	10	11	12	13	14	15
								Backlog	2023/24	2024/25	2025/26	2026/27	2027/28	2028/29	2029/30	2030/31	2031/32	2032/33	2033/34	2034/35	2035/36	2036/37	2037/38
EXPENDITURE																							
Capital Upgrades / Expansion																							
	New Bore		5	5	25	25	*100,000*	0	0	0	0	0	115,927	0	0	0	0	0	0	0	0	0	0
	Sealing Internal Roads		1	1	99	99	*45,000*	0	46,350	0	0	0	0	0	0	0	0	0	0	0	0	0	0
Total - New / Improvements								*0*	*46,350*	*0*	*0*	*0*	*115,927*	*0*	*0*	*0*	*0*	*0*	*0*	*0*	*0*	*0*	*0*
Capital Renewal																							
20317	Lighting Towers	Pump Track	13	13	30	30	*55,000*	0	0	0	0	0	0	0	0	0	0	0	0	0	80,769	0	0
20318	Play Equipment	Pump Track	5	5	15	15	*6,200*	0	0	0	0	0	7,187	0	0	0	0	0	0	0	0	0	0
783	Entry Steel Gates (Repaint)	Pump Track	4	4	5	5	*3,000*	0	0	0	0	3,377	0	0	0	0	3,914	0	0	0	0	4,538	0
758	Skatepark	Skatepark	32	32	40	40	*430,000*	0	0	0	0	0	0	0	0	0	0	0	0	0	0	0	0
	Skatepark - Repainting	Skatepark	7	7	7	7	*15,000*	0	0	0	0	0	0	0	18,448	0	0	0	0	0	0	22,689	0
779	Metal framed and clad picnic shelter with tat	Skatepark	18	18	25	25	*6,200*	0	0	0	0	0	0	0	0	0	0	0	0	0	0	0	0
780	Floodlight	Skatepark	22	22	30	30	*10,500*	0	0	0	0	0	0	0	0	0	0	0	0	0	0	0	0
	Pump Track - Tunnel Handrails	Pump track	15	15	15	15	*20,000*	0	0	0	0	0	0	0	0	0	0	0	0	0	0	0	31,159
	Pump Track - Reseal Asphalt Overlay	Pump track	20	20	20	20	*30,000*	0	0	0	0	0	0	0	0	0	0	0	0	0	0	0	0
	Pump Track - Repaint Mural	Pump track	10	10	10	10	*10,000*	0	0	0	0	0	0	0	0	0	0	13,439	0	0	0	0	0
891	14m Floodlight Tower	Pump track	29	29	30	30	*23,000*	0	0	0	0	0	0	0	0	0	0	0	0	0	0	0	0
	Pump Track - B'Ball Court Repaint	Basketball	10	10	10	10	*20,000*	0	0	0	0	0	0	0	0	0	0	26,878	0	0	0	0	0
	Pump Track - Education Track Repaint	Basketball	10	10	10	10	*15,000*	0	0	0	0	0	0	0	0	0	0	20,159	0	0	0	0	0
763	Caravan Bays x 10	Transit Park	15	15	25	25	*96,000*	0	0	0	0	0	0	0	0	0	0	0	0	0	0	0	149,565
20320	Pole Lights x 6	Transit Park	15	15	30	30	*60,000*	0	0	0	0	0	0	0	0	0	0	0	0	0	0	0	93,478
762	Single plate BBQ	Transit Park	13	13	20	20	*11,500*	0	0	0	0	0	0	0	0	0	0	0	0	0	16,888	0	0
754	Practice Cricket Nets x 4	Cricket	7	7	20	20	*54,000*	0	0	0	0	0	0	0	66,413	0	0	0	0	0	0	0	0
20322	Timber Picket Fencing	Cricket	13	13	20	20	*58,000*	0	0	0	0	0	0	0	0	0	0	0	0	0	85,175	0	0
20323	Lighting Towers x 2	Cricket	5	5	30	30	*65,000*	0	0	0	0	0	75,353	0	0	0	0	0	0	0	0	0	0
20794	Aluminium benches x 6	Cricket	13	13	25	25	*5,400*	0	0	0	0	0	0	0	0	0	0	0	0	0	7,930	0	0
20417	Metal post and rail/ mesh fence to front boundary		24	24	30	30	*9,000*	0	0	0	0	0	0	0	0	0	0	0	0	0	0	0	0
887	Fencing	Comm Garden	22	22	25	25	*8,400*	0	0	0	0	0	0	0	0	0	0	0	0	0	0	0	0
825	Perimeter Fencing (Side & Rear)		8	8	30	30	*29,000*	0	0	0	0	0	0	0	0	36,736	0	0	0	0	0	0	0
20807	Bitumen Paving		24	24	25	25	*22,500*	0	0	0	0	0	0	0	0	0	0	0	0	0	0	0	0
	Renew Dump Point		1	1	15	15	*5,000*	0	5,150	0	0	0	0	0	0	0	0	0	0	0	0	0	0
Total - Preservation / Maintenance								*0*	*5,150*	*0*	*0*	*3,377*	*82,540*	*0*	*84,861*	*36,736*	*3,914*	*60,476*	*0*	*0*	*190,763*	*27,227*	*274,202*
TOTAL EXPENDITURE								**0**	**51,500**	**0**	**0**	**3,377**	**198,468**	**0**	**84,861**	**36,736**	**3,914**	**60,476**	**0**	**0**	**190,763**	**27,227**	**274,202**
FUNDING																							
Borrowings								0	0	0	0	0	0	0	0	0	0	0	0	0	0	0	0
Parks & Reserves Reserve								0	51,500	0	0	3,377	198,468	0	84,861	36,736	3,914	60,476	0	0	190,763	27,227	274,202
Grants								0	0	0	0	0	0	0	0	0	0	0	0	0	0	0	0
Contributions & Other Reserves								0	0	0	0	0	0	0	0	0	0	0	0	0	0	0	0
TOTAL FUNDING								**0**	**51,500**	**0**	**0**	**3,377**	**198,468**	**0**	**84,861**	**36,736**	**3,914**	**60,476**	**0**	**0**	**190,763**	**27,227**	**274,202**
GENERAL FUNDS REQUIRED								**0**	**0**	**0**	**0**	**0**	**0**	**0**	**0**	**0**	**0**	**0**	**0**	**0**	**0**	**0**	**0**

Comments

Reticulation is renewed as required from the parks and reserves maintenance budget

Shire of Donnybrook Balingup

Asset Management Plan - Parks & Reserves
2023/24

Donnybrook Townsite (General)

		No of years to project (Optimal)	No of years to project (Council)	Component baselife (Optimal)	Component baselife (Council)	*Estimated Cost*	0	1	2	3	4	5	6	7	8	9	10	11	12	13	14	15
						$	*Backlog*	2023/24	2024/25	2025/26	2026/27	2027/28	2028/29	2029/30	2030/31	2031/32	2032/33	2033/34	2034/35	2035/36	2036/37	2037/38
EXPENDITURE																						
Capital Upgrades / Expansion																						
Shire Owned Power Pole Upgrades		4	4	25	25	*20,000*	0	0	0	0	22,510	0	0	0	0	0	0	0	0	0	0	0
Bin (+ surround) - Vibe Carpark		1	1	15	15	*6,000*	0	6,180	0	0	0	0	0	0	0	0	0	0	0	0	0	0
Total - New / Improvements							*0*	*6,180*	*0*	*0*	*22,510*	*0*	*0*	*0*	*0*	*0*	*0*	*0*	*0*	*0*	*0*	*0*
Capital Renewal																						
20324 Bin surrounds		8	8	15	15	*16,000*	0	0	0	0	0	0	0	0	20,268	0	0	0	0	0	0	0
20325 Concrete/ metal park seats x 10		6	6	25	25	*36,000*	0	0	0	0	0	0	42,986	0	0	0	0	0	0	0	0	0
20287 Stone community notice boards		23	23	40	40	*6,000*	0	0	0	0	0	0	0	0	0	0	0	0	0	0	0	0
730 Donnybrook stone apple structure entry statement		11	11	30	30	*30,000*	0	0	0	0	0	0	0	0	0	0	0	41,527	0	0	0	0
20326 River Pump house	River Pump	6	6	25	25	*11,500*	0	0	0	0	0	0	13,732	0	0	0	0	0	0	0	0	0
20327 Poly pipe from River Pump House to Egan P	River Pump	11	11	35	35	*72,000*	0	0	0	0	0	0	0	0	0	0	0	99,665	0	0	0	0
20367 Steere Street Pump House	Steere St Pump	10	10	30	30	*10,000*	0	0	0	0	0	0	0	0	0	0	13,439	0	0	0	0	0
20368 Steere Street Pump House - Fence	Steere St Pump	6	6	30	30	*9,600*	0	0	0	0	0	0	11,463	0	0	0	0	0	0	0	0	0
20749 18.5 kw water pump with filter and switch p	Steere St Pump	6	6	15	15	*17,500*	0	0	0	0	0	0	20,896	0	0	0	0	0	0	0	0	0
20750 Earthen dam	Steere St Pump	16	16	60	60	*34,500*	0	0	0	0	0	0	0	0	0	0	0	0	0	0	0	0
20370 Steel mesh fence with 3 rows of barbed wir	Animal Compound	16	16	30	30	*5,000*	0	0	0	0	0	0	0	0	0	0	0	0	0	0	0	0
20371 Steel mesh fencing with 3 rows of barbed w	Victory Lane Depot	13	13	30	30	*15,000*	0	0	0	0	0	0	0	0	0	0	0	0	0	22,028	0	0
707 Car Park Sub-base (Main Street Office)		75	75	80	80	*22,000*	0	0	0	0	0	0	0	0	0	0	0	0	0	0	0	0
20796 Car Park Surface (Main Street Office)		20	20	25	25	*27,500*	0	0	0	0	0	0	0	0	0	0	0	0	0	0	0	0
885 War Memorial	Donnybrook Hall	57	57	60	60	*6,400*	0	0	0	0	0	0	0	0	0	0	0	0	0	0	0	0
20375 Wash Bay	Donnybrook Depot	23	23	40	40	*20,500*	0	0	0	0	0	0	0	0	0	0	0	0	0	0	0	0
20376 Loading Ramp	Donnybrook Depot	20	20	35	35	*29,000*	0	0	0	0	0	0	0	0	0	0	0	0	0	0	0	0
20377 Storage Bays - Concrete	Donnybrook Depot	15	15	30	30	*20,500*	0	0	0	0	0	0	0	0	0	0	0	0	0	0	0	31,938
20379 Fencing	Donnybrook Depot	18	18	30	30	*30,000*	0	0	0	0	0	0	0	0	0	0	0	0	0	0	0	0
920 Standpipe with swipe card access	Marmion Street	14	14	15	15	*17,000*	0	0	0	0	0	0	0	0	0	0	0	0	0	0	25,714	0
923 Standpipe Controller	Marmion Street	14	14	15	15	*21,000*	0	0	0	0	0	0	0	0	0	0	0	0	0	0	31,764	0
Total - Preservation / Maintenance							*0*	*0*	*0*	*0*	*0*	*0*	*89,076*	*0*	*20,268*	*0*	*13,439*	*141,192*	*0*	*22,028*	*57,478*	*31,938*
TOTAL EXPENDITURE							**0**	**6,180**	**0**	**0**	**22,510**	**0**	**89,076**	**0**	**20,268**	**0**	**13,439**	**141,192**	**0**	**22,028**	**57,478**	**31,938**
FUNDING																						
Borrowings							0	0	0	0	0	0	0	0	0	0	0	0	0	0	0	0
Parks & Reserves Reserve							0	6,180	0	0	22,510	0	89,076	0	20,268	0	13,439	141,192	0	22,028	57,478	31,938
Grants							0	0	0	0	0	0	0	0	0	0	0	0	0	0	0	0
Contributions & Other Reserves							0	0	0	0	0	0	0	0	0	0	0	0	0	0	0	0
TOTAL FUNDING							**0**	**6,180**	**0**	**0**	**22,510**	**0**	**89,076**	**0**	**20,268**	**0**	**13,439**	**141,192**	**0**	**22,028**	**57,478**	**31,938**
GENERAL FUNDS REQUIRED							**0**	**0**	**0**	**0**	**0**	**0**	**0**	**0**	**0**	**0**	**0**	**0**	**0**	**0**	**0**	**0**

Comments

Shire of Donnybrook Balingup

Asset Management Plan - Parks & Reserves
2023/24

Balingup Townsite (General)

		No of years to project (Optimal)	No of years to project (Council)	Component baselife (Optimal)	Component baselife (Council)	*Estimated Cost*	0	1	2	3	4	5	6	7	8	9	10	11	12	13	14	15
							Backlog	2023/24	2024/25	2025/26	2026/27	2027/28	2028/29	2029/30	2030/31	2031/32	2032/33	2033/34	2034/35	2035/36	2036/37	2037/38
EXPENDITURE																						
Capital Upgrades / Expansion																						
Nil		1	1	1	1	*0*	0	0	0	0	0	0	0	0	0	0	0	0	0	0	0	0
Total - New / Improvements							*0*	*0*	*0*	*0*	*0*	*0*	*0*	*0*	*0*	*0*	*0*	*0*	*0*	*0*	*0*	*0*
Capital Renewal																						
20766 Timber/ metal pedestrian bridge		11	11	40	40	*13,000*	0	0	0	0	0	0	0	0	0	0	0	17,995	0	0	0	0
20398 Pedestrian bridge - Koolyir - Mia Park		23	23	40	40	*16,500*	0	0	0	0	0	0	0	0	0	0	0	0	0	0	0	0
Balingup Brook Weir		7	7	40	40	*15,300*	0	0	0	0	0	0	0	18,817	0	0	0	0	0	0	0	0
20761 Perimeter Fence	Balingup Depot	16	16	30	30	*10,500*	0	0	0	0	0	0	0	0	0	0	0	0	0	0	0	0
921 Standpipe		14	14	15	15	*17,000*	0	0	0	0	0	0	0	0	0	0	0	0	0	0	25,714	0
922 Standpipe Controller		14	14	15	15	*18,500*	0	0	0	0	0	0	0	0	0	0	0	0	0	0	27,983	0
855 Bore	Balingup Depot	15	15	30	30	*24,500*	0	0	0	0	0	0	0	0	0	0	0	0	0	0	0	38,170
Total - Preservation / Maintenance							*0*	*0*	*0*	*0*	*0*	*0*	*0*	*18,817*	*0*	*0*	*0*	*17,995*	*0*	*0*	*53,697*	*38,170*
TOTAL EXPENDITURE							**0**	**0**	**0**	**0**	**0**	**0**	**0**	**18,817**	**0**	**0**	**0**	**17,995**	**0**	**0**	**53,697**	**38,170**
FUNDING																						
Borrowings							0	0	0	0	0	0	0	0	0	0	0	0	0	0	0	0
Parks & Reserves Reserve							0	0	0	0	0	0	0	18,817	0	0	0	17,995	0	0	53,697	38,170
Grants							0	0	0	0	0	0	0	0	0	0	0	0	0	0	0	0
Contributions & Other Reserves							0	0	0	0	0	0	0	0	0	0	0	0	0	0	0	0
TOTAL FUNDING							**0**	**0**	**0**	**0**	**0**	**0**	**0**	**18,817**	**0**	**0**	**0**	**17,995**	**0**	**0**	**53,697**	**38,170**
GENERAL FUNDS REQUIRED							**0**	**0**	**0**	**0**	**0**	**0**	**0**	**0**	**0**	**0**	**0**	**0**	**0**	**0**	**0**	**0**

Comments

Apple Fun Park

	No of years to project (Optimal)	No of years to project (Council)	Component baselife (Optimal)	Component baselife (Council)	*Estimated Cost*	1	2	3	4	5	6	7	8	9	10	11	12	13	14	15
						2023/24	2024/25	2025/26	2026/27	2027/28	2028/29	2029/30	2030/31	2031/32	2032/33	2033/34	2034/35	2035/36	2036/37	2037/38
EXPENDITURE																				
Capital Upgrades / Expansion																				
Nil	1	1	1	1	*0*	0	0	0	0	0	0	0	0	0	0	0	0	0	0	0
Total - New / Improvements						*0*	*0*	*0*	*0*	*0*	*0*	*0*	*0*	*0*	*0*	*0*	*0*	*0*	*0*	*0*
Capital Renewal																				
20336 Carpark Sub-base at Apple Fun Park	71	71	80	80	*194,000*	0	0	0	0	0	0	0	0	0	0	0	0	0	0	0
20337 Carpark surface at Apple Fun Park	21	21	30	30	*93,000*	0	0	0	0	0	0	0	0	0	0	0	0	0	0	0
20300 Limestone block with timber platform	29	29	30	30	*7,600*	0	0	0	0	0	0	0	0	0	0	0	0	0	0	0
20689 Metal Clad Shelter	14	14	25	25	*13,500*	0	0	0	0	0	0	0	0	0	0	0	0	0	20,420	0
20804 Metal Clad Shelter	24	24	25	25	*13,500*	0	0	0	0	0	0	0	0	0	0	0	0	0	0	0
20820 Metal Clad Shelter	24	24	25	25	*34,000*	0	0	0	0	0	0	0	0	0	0	0	0	0	0	0
831 Steel Frame Cloth Clad Shelter	24	24	25	25	*38,000*	0	0	0	0	0	0	0	0	0	0	0	0	0	0	0
835 11m Floodlight Tower	29	29	30	30	*18,000*	0	0	0	0	0	0	0	0	0	0	0	0	0	0	0
864 Entry Zone - Baby Multi Play Unit	14	14	15	15	*19,500*	0	0	0	0	0	0	0	0	0	0	0	0	0	29,495	0
827 Dynamic Zone - Hex Swing	14	14	15	15	*15,000*	0	0	0	0	0	0	0	0	0	0	0	0	0	22,689	0
828 Dynamic Zone - Hurricane Swing	9	9	10	10	*15,000*	0	0	0	0	0	0	0	0	19,572	0	0	0	0	0	0
829 Dynamic Zone - Rodeo Board	9	9	10	10	*10,000*	0	0	0	0	0	0	0	0	13,048	0	0	0	0	0	0
830 Dynamic Zone - Trampolines x 2	14	14	15	15	*27,000*	0	0	0	0	0	0	0	0	0	0	0	0	0	40,840	0
Dynamic Zone - Trampolines x 2 (Mats)	4	4	5	5	*5,000*	0	0	0	5,628	0	0	0	0	6,524	0	0	0	0	7,563	0
832 Dynamic Zone - IXO Climbing Structure	14	14	15	15	*22,000*	0	0	0	0	0	0	0	0	0	0	0	0	0	33,277	0
833 Dynamic Zone - Spinning Orb	14	14	15	15	*34,500*	0	0	0	0	0	0	0	0	0	0	0	0	0	52,184	0
834 Discovery Zone - Double Cableway	14	14	15	15	*42,000*	0	0	0	0	0	0	0	0	0	0	0	0	0	63,529	0
Discovery Zone - Double Cableway (Trolleys)	2	2	3	3	*5,000*	0	5,305	0	0	5,796	0	0	6,334	0	0	6,921	0	0	7,563	0
836 Discovery Zone - Fruit Group Springer	9	9	10	10	*14,500*	0	0	0	0	0	0	0	0	18,919	0	0	0	0	0	0
837 Discovery Zone - Wheel Spin	14	14	15	15	*16,500*	0	0	0	0	0	0	0	0	0	0	0	0	0	24,958	0
838 Discovery Zone - Kayak Slide	9	9	10	10	*13,000*	0	0	0	0	0	0	0	0	16,962	0	0	0	0	0	0
839 Discovery Zone - Treehouse Tower	14	14	15	15	*370,000*	0	0	0	0	0	0	0	0	0	0	0	0	0	559,658	0
840 Littlies Zone - Ludic Express	9	9	10	10	*43,000*	0	0	0	0	0	0	0	0	56,105	0	0	0	0	0	0
840 Littlies Zone - Ludic Express (Wagons)	3	3	4	4	*5,000*	0	0	5,464	0	0	0	6,149	0	0	0	6,921	0	0	0	7,790
842 Littlies Zone - Swing Combo	14	14	15	15	*18,000*	0	0	0	0	0	0	0	0	0	0	0	0	0	27,227	0
842 Littlies Zone - Swing Combo (Seats)	4	4	5	5	*2,000*	0	0	0	2,251	0	0	0	0	2,610	0	0	0	0	3,025	0
20826 Littlies Zone - Junior Basket Swing	14	14	15	15	*6,200*	0	0	0	0	0	0	0	0	0	0	0	0	0	9,378	0
Littlies Zone - Junior Basket Swing (Seats)	4	4	5	5	*1,000*	0	0	0	1,126	0	0	0	0	1,305	0	0	0	0	1,513	0
846 Littlies Zone - Fruit Stand Shop Graphic	14	14	15	15	*17,500*	0	0	0	0	0	0	0	0	0	0	0	0	0	26,470	0
847 Littlies Zone - Fruit Barn Jeep Graphic	14	14	15	15	*7,600*	0	0	0	0	0	0	0	0	0	0	0	0	0	11,496	0
875 Littlies Zone - Fruit Puzzle Panel Graphic	14	14	15	15	*6,400*	0	0	0	0	0	0	0	0	0	0	0	0	0	9,681	0
Littlies Zone - Tractor Springer	9	9	10	10	*4,000*	0	0	0	0	0	0	0	0	5,219	0	0	0	0	0	0
Littlies Zone - Apple Springer	9	9	10	10	*1,700*	0	0	0	0	0	0	0	0	2,218	0	0	0	0	0	0
Littlies Zone - Ladybug Springer	9	9	10	10	*2,400*	0	0	0	0	0	0	0	0	3,131	0	0	0	0	0	0
862 Littlies Zone - Roll Runner	9	9	10	10	*31,500*	0	0	0	0	0	0	0	0	41,100	0	0	0	0	0	0
863 Littlies Zone - Diablo Adventure Multiplay Unit poly Slide Bed	14	14	15	15	*52,000*	0	0	0	0	0	0	0	0	0	0	0	0	0	78,655	0
865 Nature Zone - Tee Pee x 2	4	4	5	5	*8,000*	0	0	0	9,004	0	0	0	0	10,438	0	0	0	0	12,101	0
Nature Zone - Stepping Stumps x 12	4	4	5	5	*3,200*	0	0	0	3,602	0	0	0	0	4,175	0	0	0	0	4,840	0
867 Nature Zone - Sand Factory	9	9	10	10	*37,000*	0	0	0	0	0	0	0	0	48,277	0	0	0	0	0	0
Nature Zone - Balance Log x 2	4	4	5	5	*2,200*	0	0	0	2,476	0	0	0	0	2,871	0	0	0	0	3,328	0
Nature Zone - Log Steps x 3	4	4	5	5	*2,600*	0	0	0	2,926	0	0	0	0	3,392	0	0	0	0	3,933	0
Nature Zone - Stilt Steppers x 6	4	4	5	5	*3,400*	0	0	0	3,827	0	0	0	0	4,436	0	0	0	0	5,143	0
876 Nature Zone - Vintage Tactor	9	9	10	10	*10,500*	0	0	0	0	0	0	0	0	13,700	0	0	0	0	0	0
877 Nature Zone - Timber Log Channel	4	4	5	5	*5,400*	0	0	0	6,078	0	0	0	0	7,046	0	0	0	0	8,168	0
878 Nature Zone - Boardwalk/Jetty	9	9	10	10	*8,000*	0	0	0	0	0	0	0	0	10,438	0	0	0	0	0	0
879 Nature Zone - Totem Walk	4	4	5	5	*8,000*	0	0	0	9,004	0	0	0	0	10,438	0	0	0	0	12,101	0
896 Sensory Zone - Cavatina	9	9	10	10	*6,200*	0	0	0	0	0	0	0	0	8,090	0	0	0	0	0	0
897 Sensory Zone - Music Book	4	4	5	5	*5,000*	0	0	0	5,628	0	0	0	0	6,524	0	0	0	0	7,563	0
20824 Sensory Zone - Babel Drum	9	9	10	10	*5,600*	0	0	0	0	0	0	0	0	7,307	0	0	0	0	0	0
Sensory Zone - Harmony Flowers x 2	9	9	10	10	*3,200*	0	0	0	0	0	0	0	0	4,175	0	0	0	0	0	0
900 Sensory Zone - Calypso Chimes	9	9	10	10	*6,600*	0	0	0	0	0	0	0	0	8,612	0	0	0	0	0	0
20825 Sensory Zone - Harmony Bells x2	9	9	10	10	*5,600*	0	0	0	0	0	0	0	0	7,307	0	0	0	0	0	0
744 General - Shade Sail Material	6	6	7	7	*40,000*	0	0	0	0	0	47,762	0	0	0	0	0	0	58,741	0	0
744 General - Shade Sail Posts	14	14	15	15	*50,000*	0	0	0	0	0	0	0	0	0	0	0	0	0	75,629	0
745 General - Lighting (Main Tower)	29	29	30	30	*17,000*	0	0	0	0	0	0	0	0	0	0	0	0	0	0	0
749 General - Electric BBQ x2	19	19	20	20	*39,000*	0	0	0	0	0	0	0	0	0	0	0	0	0	0	0
750 General - Drink Fountain	14	14	15	15	*7,000*	0	0	0	0	0	0	0	0	0	0	0	0	0	10,588	0
743 General - Reticulation	24	24	25	25	*10,000*	0	0	0	0	0	0	0	0	0	0	0	0	0	0	0
752 Timber Park Seating	11	11	20	20	*23,400*	0	0	0	0	0	0	0	0	0	0	32,391	0	0	0	0
746 Timber Park Seating x 9	19	19	20	20	*14,400*	0	0	0	0	0	0	0	0	0	0	0	0	0	0	0
20797 Timber Park Seating Shade Sails	14	14	15	15	*70,000*	0	0	0	0	0	0	0	0	0	0	0	0	0	105,881	0
755 Perimeter Fence	16	16	30	30	*24,000*	0	0	0	0	0	0	0	0	0	0	0	0	0	0	0
759 Concrete Footpath	11	11	25	25	*108,000*	0	0	0	0	0	0	0	0	0	0	149,497	0	0	0	0
841 Limestone Wall with Timber Slats	29	29	30	30	*35,000*	0	0	0	0	0	0	0	0	0	0	0	0	0	0	0
902 Rubber Softfall	14	14	15	15	*11,500*	0	0	0	0	0	0	0	0	0	0	0	0	0	17,395	0
20418 Rubber Softfall	14	14	15	15	*11,000*	0	0	0	0	0	0	0	0	0	0	0	0	0	16,638	0
826 Rubber Softfall	14	14	15	15	*18,000*	0	0	0	0	0	0	0	0	0	0	0	0	0	27,227	0
903 Rubber Softfall	14	14	15	15	*6,800*	0	0	0	0	0	0	0	0	0	0	0	0	0	10,286	0
843 Limestone Wall with Signage & Seating	39	39	40	40	*7,200*	0	0	0	0	0	0	0	0	0	0	0	0	0	0	0
844 General - Park Information Signage	14	14	15	15	*6,400*	0	0	0	0	0	0	0	0	0	0	0	0	0	9,681	0
20816 General - Limestone block (plastic slat) bench	29	29	30	30	*14,400*	0	0	0	0	0	0	0	0	0	0	0	0	0	0	0
20815 General - Limestone wall (with metal mesh fencing)	29	29	30	30	*33,000*	0	0	0	0	0	0	0	0	0	0	0	0	0	0	0
20818 General - Picnic Settings (x8)	19	19	20	20	*28,800*	0	0	0	0	0	0	0	0	0	0	0	0	0	0	0
20821 Brick Paving	59	59	60	60	*40,500*	0	0	0	0	0	0	0	0	0	0	0	0	0	0	0
20822 Mesh 1.2m Fencing	24	24	25	25	*25,000*	0	0	0	0	0	0	0	0	0	0	0	0	0	0	0
Total - Preservation / Maintenance					*1,979,800*	*0*	*5,305*	*5,464*	*51,548*	*5,796*	*47,762*	*6,149*	*6,334*	*343,938*	*0*	*195,731*	*0*	*58,741*	*1,360,121*	*7,790*
TOTAL EXPENDITURE						**0**	**5,305**	**5,464**	**51,548**	**5,796**	**47,762**	**6,149**	**6,334**	**343,938**	**0**	**195,731**	**0**	**58,741**	**1,360,121**	**7,790**

Shire of Donnybrook Balingup

Asset Management Plan - Parks & Reserves
2023/24

Apple Fun Park

	1	2	3	4	5	6	7	8	9	10	11	12	13	14	15
	2023/24	2024/25	2025/26	2026/27	2027/28	2028/29	2029/30	2030/31	2031/32	2032/33	2033/34	2034/35	2035/36	2036/37	2037/38
FUNDING															
Borrowings	0	0	0	0	0	0	0	0	0	0	0	0	0	1,360,121	0
Parks & Reserves Reserve	0	5,305	5,464	51,548	5,796	47,762	6,149	6,334	343,938	0	195,731	0	58,741	0	7,790
Grants	0	0	0	0	0	0	0	0	0	0	0	0	0	0	0
Contributions & Other Reserves	0	0	0	0	0	0	0	0	0	0	0	0	0	0	0
TOTAL FUNDING	**0**	**5,305**	**5,464**	**51,548**	**5,796**	**47,762**	**6,149**	**6,334**	**343,938**	**0**	**195,731**	**0**	**58,741**	**1,360,121**	**7,790**
GENERAL FUNDS REQUIRED	**0**	**0**	**0**	**0**	**0**	**0**	**0**	**0**	**0**	**0**	**0**	**0**	**0**	**-0**	**0**

Comments

Shire of Donnybrook Balingup

Asset Management Plan - Parks & Reserves
2023/24

Ayers Gardens

	No of years to project (Optimal)	No of years to project (Council)	Component baselife (Optimal)	Component baselife (Council)	*Estimated Cost*	0	1	2	3	4	5	6	7	8	9	10	11	12	13	14	15
						Backlog	2023/24	2024/25	2025/26	2026/27	2027/28	2028/29	2029/30	2030/31	2031/32	2032/33	2033/34	2034/35	2035/36	2036/37	2037/38
EXPENDITURE																					
Capital Upgrades / Expansion																					
Nil	99	99	99	99	*0*	0	0	0	0	0	0	0	0	0	0	0	0	0	0	0	0
Total - New / Improvements						*0*	*0*	*0*	*0*	*0*	*0*	*0*	*0*	*0*	*0*	*0*	*0*	*0*	*0*	*0*	*0*
Capital Renewal																					
20329 Metal information shelter (Munda Biddi)	6	6	20	20	*10,000*	0	0	0	0	0	0	11,941	0	0	0	0	0	0	0	0	0
20330 Metal framed and clad bus shelters x 3	14	14	30	30	*45,000*	0	0	0	0	0	0	0	0	0	0	0	0	0	0	68,067	0
20331 Timber framed fibreglass clad gazebo on concrete slab and s	24	24	40	40	*100,000*	0	0	0	0	0	0	0	0	0	0	0	0	0	0	0	0
20332 Timber picnic seat on concrete base x 3	9	9	20	20	*10,800*	0	0	0	0	0	0	0	0	0	14,092	0	0	0	0	0	0
20333 Pole light x 8	2	2	30	30	*148,000*	0	0	157,013	0	0	0	0	0	0	0	0	0	0	0	0	0
20334 Carpark Sub-base	68	68	80	80	*370,000*	0	0	0	0	0	0	0	0	0	0	0	0	0	0	0	0
20335 Carpark surface	19	19	30	30	*172,000*	0	0	0	0	0	0	0	0	0	0	0	0	0	0	0	0
20339 Hard Stand Paving	16	16	30	30	*54,000*	0	0	0	0	0	0	0	0	0	0	0	0	0	0	0	0
20224 Double apple light feature x 3	10	10	30	30	*27,000*	0	0	0	0	0	0	0	0	0	0	36,286	0	0	0	0	0
20340 Directional Signage x 5	6	6	15	15	*7,200*	0	0	0	0	0	0	8,597	0	0	0	0	0	0	0	0	0
20740 Metal banner pole	14	14	20	20	*7,200*	0	0	0	0	0	0	0	0	0	0	0	0	0	0	10,891	0
20328 Reticulation	13	13	25	25	*18,000*	0	0	0	0	0	0	0	0	0	0	0	0	0	26,434	0	0
20771 Limestone block and timber seating	24	24	25	25	*9,000*	0	0	0	0	0	0	0	0	0	0	0	0	0	0	0	0
Picket Fence - CRC Building	3	3	25	25	*15,000*	0	0	0	16,391	0	0	0	0	0	0	0	0	0	0	0	0
Total - Preservation / Maintenance						*0*	*0*	*157,013*	*16,391*	*0*	*0*	*20,538*	*0*	*0*	*14,092*	*36,286*	*0*	*0*	*26,434*	*78,957*	*0*
TOTAL EXPENDITURE						**0**	**0**	**157,013**	**16,391**	**0**	**0**	**20,538**	**0**	**0**	**14,092**	**36,286**	**0**	**0**	**26,434**	**78,957**	**0**
FUNDING																					
Borrowings						0	0	0	0	0	0	0	0	0	0	0	0	0	0	0	0
Parks & Reserves Reserve						0	0	157,013	16,391	0	0	20,538	0	0	14,092	36,286	0	0	26,434	78,957	0
Grants						0	0	0	0	0	0	0	0	0	0	0	0	0	0	0	0
Contributions & Other Reserves						0	0	0	0	0	0	0	0	0	0	0	0	0	0	0	0
TOTAL FUNDING						**0**	**0**	**157,013**	**16,391**	**0**	**0**	**20,538**	**0**	**0**	**14,092**	**36,286**	**0**	**0**	**26,434**	**78,957**	**0**
GENERAL FUNDS REQUIRED						**0**	**0**	**0**	**0**	**0**	**0**	**0**	**0**	**0**	**0**	**0**	**0**	**0**	**0**	**0**	**0**

Comments

Shire of Donnybrook Balingup

Asset Management Plan - Parks & Reserves
2023/24

Indigenous Park

	No of years to project (Optimal)	No of years to project (Council)	Component baselife (Optimal)	Component baselife (Council)	*Estimated Cost*	0	1	2	3	4	5	6	7	8	9	10	11	12	13	14	15
						Backlog	2023/24	2024/25	2025/26	2026/27	2027/28	2028/29	2029/30	2030/31	2031/32	2032/33	2033/34	2034/35	2035/36	2036/37	2037/38
EXPENDITURE																					
Capital Upgrades / Expansion																					
Nil	1	1	1	1	*0*	0	0	0	0	0	0	0	0	0	0	0	0	0	0	0	0
Total - New / Improvements						*0*	*0*	*0*	*0*	*0*	*0*	*0*	*0*	*0*	*0*	*0*	*0*	*0*	*0*	*0*	*0*
Capital Renewal																					
20298 Timber framed and metal clad gazebo with concrete base	8	8	25	25	*7,200*	0	0	0	0	0	0	0	0	9,121	0	0	0	0	0	0	0
20299 Timber picnic table bench	9	9	20	20	*7,200*	0	0	0	0	0	0	0	0	0	9,394	0	0	0	0	0	0
770 Pole light	16	16	30	30	*22,500*	0	0	0	0	0	0	0	0	0	0	0	0	0	0	0	0
Total - Preservation / Maintenance						*0*	*0*	*0*	*0*	*0*	*0*	*0*	*0*	*9,121*	*9,394*	*0*	*0*	*0*	*0*	*0*	*0*
TOTAL EXPENDITURE						**0**	**0**	**0**	**0**	**0**	**0**	**0**	**0**	**9,121**	**9,394**	**0**	**0**	**0**	**0**	**0**	**0**
FUNDING																					
Borrowings						0	0	0	0	0	0	0	0	0	0	0	0	0	0	0	0
Parks & Reserves Reserve						0	0	0	0	0	0	0	0	9,121	9,394	0	0	0	0	0	0
Grants						0	0	0	0	0	0	0	0	0	0	0	0	0	0	0	0
Contributions & Other Reserves						0	0	0	0	0	0	0	0	0	0	0	0	0	0	0	0
TOTAL FUNDING						**0**	**0**	**0**	**0**	**0**	**0**	**0**	**0**	**9,121**	**9,394**	**0**	**0**	**0**	**0**	**0**	**0**
GENERAL FUNDS REQUIRED						**0**	**0**	**0**	**0**	**0**	**0**	**0**	**0**	**0**	**0**	**0**	**0**	**0**	**0**	**0**	**0**

Comments

Shire of Donnybrook Balingup

Asset Management Plan - Parks & Reserves
2023/24

Trigwell Place / Apex Park

	No of years to project (Optimal)	No of years to project (Council)	Component baselife (Optimal)	Component baselife (Council)	*Estimated Cost*	0	1	2	3	4	5	6	7	8	9	10	11	12	13	14	15
						Backlog	2023/24	2024/25	2025/26	2026/27	2027/28	2028/29	2029/30	2030/31	2031/32	2032/33	2033/34	2034/35	2035/36	2036/37	2037/38
EXPENDITURE																					
Capital Upgrades / Expansion																					
Handrails - Amphitheatre	1	1	20	20	*5,000*	0	5,150	0	0	0	0	0	0	0	0	0	0	0	0	0	0
Total - New / Improvements						*0*	*5,150*	*0*	*0*	*0*	*0*	*0*	*0*	*0*	*0*	*0*	*0*	*0*	*0*	*0*	*0*
Capital Renewal																					
20341 Donnybrook stone 7 tier amphitheatre	35	35	50	50	*144,000*	0	0	0	0	0	0	0	0	0	0	0	0	0	0	0	0
760 Steel framed vinyl clad sound shell stage on steel footings	34	34	45	45	*93,000*	0	0	0	0	0	0	0	0	0	0	0	0	0	0	0	0
301330 Stone double plate BBQ	6	6	20	20	*24,000*	0	0	0	0	0	0	28,657	0	0	0	0	0	0	0	0	0
20342 Timber framed and metal clad gazebo with brick paving ar	6	6	30	30	*10,000*	0	0	0	0	0	0	11,941	0	0	0	0	0	0	0	0	0
20343 Metal canoe course/ weir structure	12	12	30	30	*72,000*	0	0	0	0	0	0	0	0	0	0	0	0	102,655	0	0	0
20344 Concrete pathway from ablution to amphitheatre	33	33	50	50	*70,000*	0	0	0	0	0	0	0	0	0	0	0	0	0	0	0	0
20345 Stone in basket bridge	26	26	60	60	*37,000*	0	0	0	0	0	0	0	0	0	0	0	0	0	0	0	0
20347 Flag poles x 2	17	17	25	25	*8,400*	0	0	0	0	0	0	0	0	0	0	0	0	0	0	0	0
20732 Stone single plate BBQ	3	3	20	20	*19,500*	0	0	0	21,308	0	0	0	0	0	0	0	0	0	0	0	0
20349 5.5kw "Southern Pump "centrifugal pump with filter and s	6	6	15	15	*13,500*	0	0	0	0	0	0	16,120	0	0	0	0	0	0	0	0	0
20351 Pipeline from pump house to pump	8	8	25	25	*100,000*	0	0	0	0	0	0	0	0	126,677	0	0	0	0	0	0	0
20354 Concrete pathway along river	14	14	40	40	*58,000*	0	0	0	0	0	0	0	0	0	0	0	0	0	0	87,730	0
20355 Metal flag pole	6	6	20	20	*21,600*	0	0	0	0	0	0	25,792	0	0	0	0	0	0	0	0	0
20356 Solar panel lights	14	14	30	30	*105,000*	0	0	0	0	0	0	0	0	0	0	0	0	0	0	158,822	0
20357 Steel palisade fencing	13	13	25	25	*116,000*	0	0	0	0	0	0	0	0	0	0	0	0	0	170,350	0	0
20741 Floodlights	10	10	30	30	*25,000*	0	0	0	0	0	0	0	0	0	0	33,598	0	0	0	0	0
20742 Bollard light	23	23	30	30	*14,500*	0	0	0	0	0	0	0	0	0	0	0	0	0	0	0	0
20744 Aluminium picnic table bench on concrete base	16	16	20	20	*7,600*	0	0	0	0	0	0	0	0	0	0	0	0	0	0	0	0
775 Carpark Sub-base	74	74	80	80	*81,000*	0	0	0	0	0	0	0	0	0	0	0	0	0	0	0	0
20795 Carpark Surface	19	19	25	25	*102,000*	0	0	0	0	0	0	0	0	0	0	0	0	0	0	0	0
20745 Solar panel lights	23	23	30	30	*33,600*	0	0	0	0	0	0	0	0	0	0	0	0	0	0	0	0
Total - Preservation / Maintenance						*0*	*0*	*0*	*21,308*	*0*	*0*	*82,509*	*0*	*126,677*	*0*	*33,598*	*0*	*102,655*	*170,350*	*246,552*	*0*
TOTAL EXPENDITURE						**0**	**5,150**	**0**	**21,308**	**0**	**0**	**82,509**	**0**	**126,677**	**0**	**33,598**	**0**	**102,655**	**170,350**	**246,552**	**0**
FUNDING																					
Borrowings						0	0	0	0	0	0	0	0	0	0	0	0	0	0	0	0
Parks & Reserves Reserve						0	5,150	0	21,308	0	0	82,509	0	126,677	0	33,598	0	102,655	170,350	246,552	0
Grants						0	0	0	0	0	0	0	0	0	0	0	0	0	0	0	0
Contributions & Other Reserves						0	0	0	0	0	0	0	0	0	0	0	0	0	0	0	0
TOTAL FUNDING						**0**	**5,150**	**0**	**21,308**	**0**	**0**	**82,509**	**0**	**126,677**	**0**	**33,598**	**0**	**102,655**	**170,350**	**246,552**	**0**
GENERAL FUNDS REQUIRED						**0**	**0**	**0**	**0**	**0**	**0**	**0**	**0**	**0**	**0**	**0**	**0**	**0**	**0**	**0**	**0**

Comments

Shire of Donnybrook Balingup

Asset Management Plan - Parks & Reserves
2023/24

Trigwell Street Park

		No of years to project (Optimal)	No of years to project (Council)	Component baselife (Optimal)	Component baselife (Council)	*Estimated Cost*	0	1	2	3	4	5	6	7	8	9	10	11	12	13	14	15
							Backlog	2023/24	2024/25	2025/26	2026/27	2027/28	2028/29	2029/30	2030/31	2031/32	2032/33	2033/34	2034/35	2035/36	2036/37	2037/38
EXPENDITURE																						
Capital Upgrades / Expansion																						
	Nil	1	1	1	1	*0*	0	0	0	0	0	0	0	0	0	0	0	0	0	0	0	0
Total - New / Improvements							*0*	*0*	*0*	*0*	*0*	*0*	*0*	*0*	*0*	*0*	*0*	*0*	*0*	*0*	*0*	*0*
Capital Renewal																						
	Aluminium picnic table bench	2	2	15	15	*3,900*	0	0	4,138	0	0	0	0	0	0	0	0	0	0	0	0	0
20805	Concrete block playground retaining wall	13	13	20	20	*5,200*	0	0	0	0	0	0	0	0	0	0	0	0	0	7,636	0	0
	Timber post and rail fence	2	2	30	30	*3,000*	0	0	3,183	0	0	0	0	0	0	0	0	0	0	0	0	0
	Horizontal tyre swing	2	2	15	15	*3,800*	0	0	4,031	0	0	0	0	0	0	0	0	0	0	0	0	0
	Junior pyramid	2	2	15	15	*2,100*	0	0	2,228	0	0	0	0	0	0	0	0	0	0	0	0	0
	Roller ball table	2	2	15	15	*2,100*	0	0	2,228	0	0	0	0	0	0	0	0	0	0	0	0	0
	Pipe telephone	2	2	15	15	*1,700*	0	0	1,804	0	0	0	0	0	0	0	0	0	0	0	0	0
	Backlog 21/22 - Timber exercise poles	-1	0	15	15	*2,500*	2,500	0	0	0	0	0	0	0	0	0	0	0	0	0	0	3,895
Total - Preservation / Maintenance							*2,500*	*0*	*17,611*	*0*	*0*	*0*	*0*	*0*	*0*	*0*	*0*	*0*	*0*	*7,636*	*0*	*3,895*
TOTAL EXPENDITURE							**2,500**	**0**	**17,611**	**0**	**0**	**0**	**0**	**0**	**0**	**0**	**0**	**0**	**0**	**7,636**	**0**	**3,895**
FUNDING																						
Borrowings							0	0	0	0	0	0	0	0	0	0	0	0	0	0	0	0
Parks & Reserves Reserve							2,500	0	17,611	0	0	0	0	0	0	0	0	0	0	7,636	0	3,895
Grants							0	0	0	0	0	0	0	0	0	0	0	0	0	0	0	0
Contributions & Other Reserves							0	0	0	0	0	0	0	0	0	0	0	0	0	0	0	0
TOTAL FUNDING							**2,500**	**0**	**17,611**	**0**	**0**	**0**	**0**	**0**	**0**	**0**	**0**	**0**	**0**	**7,636**	**0**	**3,895**
GENERAL FUNDS REQUIRED							**0**	**0**	**0**	**0**	**0**	**0**	**0**	**0**	**0**	**0**	**0**	**0**	**0**	**0**	**0**	**0**

Comments

Memorial RSL Park - Kirup

	No of years to project (Optimal)	No of years to project (Council)	Component baselife (Optimal)	Component baselife (Council)	*Estimated Cost*	0	1	2	3	4	5	6	7	8	9	10	11	12	13	14	15
						Backlog	2023/24	2024/25	2025/26	2026/27	2027/28	2028/29	2029/30	2030/31	2031/32	2032/33	2033/34	2034/35	2035/36	2036/37	2037/38
EXPENDITURE																					
Capital Upgrades / Expansion																					
Nil	1	1	1	1	*0*	0	0	0	0	0	0	0	0	0	0	0	0	0	0	0	0
Total - New / Improvements						*0*	*0*	*0*	*0*	*0*	*0*	*0*	*0*	*0*	*0*	*0*	*0*	*0*	*0*	*0*	*0*
Capital Renewal																					
20359 Timber framed and metal clad display shelter on concrete	6	6	25	25	*11,000*	0	0	0	0	0	0	13,135	0	0	0	0	0	0	0	0	0
20360 Metal clad gazebo on concrete slab with benches	8	8	25	25	*17,000*	0	0	0	0	0	0	0	0	21,535	0	0	0	0	0	0	0
20361 Single plate BBQ	8	8	20	20	*11,000*	0	0	0	0	0	0	0	0	13,934	0	0	0	0	0	0	0
20358 War Memorial	22	22	50	50	*43,000*	0	0	0	0	0	0	0	0	0	0	0	0	0	0	0	0
Total - Preservation / Maintenance						*0*	*0*	*0*	*0*	*0*	*0*	*13,135*	*0*	*35,470*	*0*	*0*	*0*	*0*	*0*	*0*	*0*
TOTAL EXPENDITURE						**0**	**0**	**0**	**0**	**0**	**0**	**13,135**	**0**	**35,470**	**0**	**0**	**0**	**0**	**0**	**0**	**0**
FUNDING																					
Borrowings						0	0	0	0	0	0	0	0	0	0	0	0	0	0	0	0
Parks & Reserves Reserve						0	0	0	0	0	0	13,135	0	35,470	0	0	0	0	0	0	0
Grants						0	0	0	0	0	0	0	0	0	0	0	0	0	0	0	0
Contributions & Other Reserves						0	0	0	0	0	0	0	0	0	0	0	0	0	0	0	0
TOTAL FUNDING						**0**	**0**	**0**	**0**	**0**	**0**	**13,135**	**0**	**35,470**	**0**	**0**	**0**	**0**	**0**	**0**	**0**
GENERAL FUNDS REQUIRED						**0**	**0**	**0**	**0**	**0**	**0**	**0**	**0**	**0**	**0**	**0**	**0**	**0**	**0**	**0**	**0**

Comments

Shire of Donnybrook Balingup

Asset Management Plan - Parks & Reserves
2023/24

Mill Park - Kirup

		No of years to project (Optimal)	No of years to project (Council)	Component baselife (Optimal)	Component baselife (Council)	*Estimated Cost*	0	1	2	3	4	5	6	7	8	9	10	11	12	13	14	15
							Backlog	2023/24	2024/25	2025/26	2026/27	2027/28	2028/29	2029/30	2030/31	2031/32	2032/33	2033/34	2034/35	2035/36	2036/37	2037/38
EXPENDITURE																						
Capital Upgrades / Expansion																						
	Nil	1	1	1	1	*0*	0	0	0	0	0	0	0	0	0	0	0	0	0	0	0	0
Total - New / Improvements							*0*	*0*	*0*	*0*	*0*	*0*	*0*	*0*	*0*	*0*	*0*	*0*	*0*	*0*	*0*	*0*
Capital Renewal																						
733	Timber framed metal clad information board on concrete sl	6	6	30	30	*9,000*	0	0	0	0	0	0	10,746	0	0	0	0	0	0	0	0	0
719	Timber framed metal clad gazebos on concrete floor	6	6	25	25	*11,500*	0	0	0	0	0	0	13,732	0	0	0	0	0	0	0	0	0
20654	Timber framed metal clad gazebos on concrete floor	6	6	25	25	*11,500*	0	0	0	0	0	0	13,732	0	0	0	0	0	0	0	0	0
20789	Picnic Settings x 2	12	12	20	20	*7,200*	0	0	0	0	0	0	0	0	0	0	0	0	10,265	0	0	0
	Twin swing set	15	15	15	15	*3,100*	0	0	0	0	0	0	0	0	0	0	0	0	0	0	0	4,830
20419	Drink Fountain	14	14	15	15	*15,000*	0	0	0	0	0	0	0	0	0	0	0	0	0	0	22,689	0
Total - Preservation / Maintenance							*0*	*0*	*0*	*0*	*0*	*0*	*38,210*	*0*	*0*	*0*	*0*	*0*	*10,265*	*0*	*22,689*	*4,830*
TOTAL EXPENDITURE							**0**	**0**	**0**	**0**	**0**	**0**	**38,210**	**0**	**0**	**0**	**0**	**0**	**10,265**	**0**	**22,689**	**4,830**
FUNDING																						
Borrowings							0	0	0	0	0	0	0	0	0	0	0	0	0	0	0	0
Parks & Reserves Reserve							0	0	0	0	0	0	38,210	0	0	0	0	0	10,265	0	22,689	4,830
Grants							0	0	0	0	0	0	0	0	0	0	0	0	0	0	0	0
Contributions & Other Reserves							0	0	0	0	0	0	0	0	0	0	0	0	0	0	0	0
TOTAL FUNDING							**0**	**0**	**0**	**0**	**0**	**0**	**38,210**	**0**	**0**	**0**	**0**	**0**	**10,265**	**0**	**22,689**	**4,830**
GENERAL FUNDS REQUIRED							**0**	**0**	**0**	**0**	**0**	**0**	**0**	**0**	**0**	**0**	**0**	**0**	**0**	**0**	**0**	**0**

Comments

Shire of Donnybrook Balingup

Asset Management Plan - Parks & Reserves
2023/24

J. McDonald Oval

	No of years to project (Optimal)	No of years to project (Council)	Component baselife (Optimal)	Component baselife (Council)	*Estimated Cost*	0	1	2	3	4	5	6	7	8	9	10	11	12	13	14	15
						Backlog	2023/24	2024/25	2025/26	2026/27	2027/28	2028/29	2029/30	2030/31	2031/32	2032/33	2033/34	2034/35	2035/36	2036/37	2037/38
EXPENDITURE																					
Capital Upgrades / Expansion																					
Project	1	1	1	1	*0*	0	0	0	0	0	0	0	0	0	0	0	0	0	0	0	0
Total - New / Improvements						*0*	*0*	*0*	*0*	*0*	*0*	*0*	*0*	*0*	*0*	*0*	*0*	*0*	*0*	*0*	*0*
Capital Renewal																					
20365 Concrete synthetic cricket pitch	6	6	20	20	*15,000*	0	0	0	0	0	0	17,911	0	0	0	0	0	0	0	0	0
716 Wooden fence around equestrian paddock	11	11	30	30	*29,000*	0	0	0	0	0	0	0	0	0	0	0	40,143	0	0	0	0
Total - Preservation / Maintenance						*0*	*0*	*0*	*0*	*0*	*0*	*17,911*	*0*	*0*	*0*	*0*	*40,143*	*0*	*0*	*0*	*0*
TOTAL EXPENDITURE						**0**	**0**	**0**	**0**	**0**	**0**	**17,911**	**0**	**0**	**0**	**0**	**40,143**	**0**	**0**	**0**	**0**
FUNDING																					
Borrowings						0	0	0	0	0	0	0	0	0	0	0	0	0	0	0	0
Parks & Reserves Reserve						0	0	0	0	0	0	17,911	0	0	0	0	40,143	0	0	0	0
Grants						0	0	0	0	0	0	0	0	0	0	0	0	0	0	0	0
Contributions & Other Reserves						0	0	0	0	0	0	0	0	0	0	0	0	0	0	0	0
TOTAL FUNDING						**0**	**0**	**0**	**0**	**0**	**0**	**17,911**	**0**	**0**	**0**	**0**	**40,143**	**0**	**0**	**0**	**0**
GENERAL FUNDS REQUIRED						**0**	**0**	**0**	**0**	**0**	**0**	**0**	**0**	**0**	**0**	**0**	**0**	**0**	**0**	**0**	**0**

Comments

Shire of Donnybrook Balingup

Asset Management Plan - Parks & Reserves
2023/24

Donnybrook Arboretum

		No of years to project (Optimal)	No of years to project (Council)	Component baselife (Optimal)	Component baselife (Council)	*Estimated Cost*	0	1	2	3	4	5	6	7	8	9	10	11	12	13	14	15
							Backlog	2023/24	2024/25	2025/26	2026/27	2027/28	2028/29	2029/30	2030/31	2031/32	2032/33	2033/34	2034/35	2035/36	2036/37	2037/38
EXPENDITURE																						
Capital Upgrades / Expansion																						
	Interpretive Signage	1	1	20	20	*15,000*	0	15,450	0	0	0	0	0	0	0	0	0	0	0	0	0	0
	Shelter Structure - Whim	1	1	25	25	*20,000*	0	20,600	0	0	0	0	0	0	0	0	0	0	0	0	0	0
Total - New / Improvements							*0*	*36,050*	*0*	*0*	*0*	*0*	*0*	*0*	*0*	*0*	*0*	*0*	*0*	*0*	*0*	*0*
Capital Renewal																						
20790	Pine log fencing	13	13	30	30	*5,400*	0	0	0	0	0	0	0	0	0	0	0	0	0	7,930	0	0
20381	Steel framed information structure	8	8	25	25	*17,000*	0	0	0	0	0	0	0	0	21,535	0	0	0	0	0	0	0
20382	Timber framed and metal clad shelter on earthen floor	6	6	25	25	*26,500*	0	0	0	0	0	0	31,642	0	0	0	0	0	0	0	0	0
797	Timber picnic table bench	9	9	20	20	*7,200*	0	0	0	0	0	0	0	0	0	9,394	0	0	0	0	0	0
N/A	Steam Engine - Repaint	9	9	10	10	*8,200*	0	0	0	0	0	0	0	0	0	10,699	0	0	0	0	0	0
N/A	Interpretive Signage	19	19	20	20	*5,100*	0	0	0	0	0	0	0	0	0	0	0	0	0	0	0	0
N/A	Pathway	19	19	20	20	*19,000*	0	0	0	0	0	0	0	0	0	0	0	0	0	0	0	0
Total - Preservation / Maintenance							*0*	*0*	*0*	*0*	*0*	*0*	*31,642*	*0*	*21,535*	*20,094*	*0*	*0*	*0*	*7,930*	*0*	*0*
TOTAL EXPENDITURE							**0**	**36,050**	**0**	**0**	**0**	**0**	**31,642**	**0**	**21,535**	**20,094**	**0**	**0**	**0**	**7,930**	**0**	**0**
FUNDING																						
Borrowings							0	0	0	0	0	0	0	0	0	0	0	0	0	0	0	0
Parks & Reserves Reserve							0	36,050	0	0	0	0	31,642	0	21,535	20,094	0	0	0	7,930	0	0
Grants							0	0	0	0	0	0	0	0	0	0	0	0	0	0	0	0
Contributions & Other Reserves							0	0	0	0	0	0	0	0	0	0	0	0	0	0	0	0
TOTAL FUNDING							**0**	**36,050**	**0**	**0**	**0**	**0**	**31,642**	**0**	**21,535**	**20,094**	**0**	**0**	**0**	**7,930**	**0**	**0**
GENERAL FUNDS REQUIRED							**0**	**0**	**0**	**0**	**0**	**0**	**0**	**0**	**0**	**0**	**0**	**0**	**0**	**0**	**0**	**0**

Comments

Mullalyup Memorial Park

		No of years to project (Optimal)	No of years to project (Council)	Component baselife (Optimal)	Component baselife (Council)	*Estimated Cost*	0	1	2	3	4	5	6	7	8	9	10	11	12	13	14	15
							Backlog	2023/24	2024/25	2025/26	2026/27	2027/28	2028/29	2029/30	2030/31	2031/32	2032/33	2033/34	2034/35	2035/36	2036/37	2037/38
EXPENDITURE																						
Capital Upgrades / Expansion																						
	Nil	1	1	1	1	*0*	0	0	0	0	0	0	0	0	0	0	0	0	0	0	0	0
Total - New / Improvements							*0*	*0*	*0*	*0*	*0*	*0*	*0*	*0*	*0*	*0*	*0*	*0*	*0*	*0*	*0*	*0*
Capital Renewal																						
20288	Concrete war memorial	38	38	60	60	*23,000*	0	0	0	0	0	0	0	0	0	0	0	0	0	0	0	0
20791	Timber post and rail fence	10	10	30	30	*5,400*	0	0	0	0	0	0	0	0	0	0	7,257	0	0	0	0	0
20290	Reticulation	4	4	25	25	*20,000*	0	0	0	0	22,510	0	0	0	0	0	0	0	0	0	0	0
	Metal flag pole	9	9	25	25	*1,700*	0	0	0	0	0	0	0	0	0	2,218	0	0	0	0	0	0
N/A	Timber Seat	1	1	15	15	*5,200*	0	5,356	0	0	0	0	0	0	0	0	0	0	0	0	0	0
N/A	Concrete Table/Seat	8	8	25	25	*10,500*	0	0	0	0	0	0	0	0	13,301	0	0	0	0	0	0	0
	Fencing	10	10	30	30	*5,400*	0	0	0	0	0	0	0	0	0	0	7,257	0	0	0	0	0
Total - Preservation / Maintenance							*0*	*5,356*	*0*	*0*	*22,510*	*0*	*0*	*0*	*13,301*	*2,218*	*14,514*	*0*	*0*	*0*	*0*	*0*
TOTAL EXPENDITURE							**0**	**5,356**	**0**	**0**	**22,510**	**0**	**0**	**0**	**13,301**	**2,218**	**14,514**	**0**	**0**	**0**	**0**	**0**
FUNDING																						
Borrowings							0	0	0	0	0	0	0	0	0	0	0	0	0	0	0	0
Parks & Reserves Reserve							0	5,356	0	0	22,510	0	0	0	13,301	2,218	14,514	0	0	0	0	0
Grants							0	0	0	0	0	0	0	0	0	0	0	0	0	0	0	0
Contributions & Other Reserves							0	0	0	0	0	0	0	0	0	0	0	0	0	0	0	0
TOTAL FUNDING							**0**	**5,356**	**0**	**0**	**22,510**	**0**	**0**	**0**	**13,301**	**2,218**	**14,514**	**0**	**0**	**0**	**0**	**0**
GENERAL FUNDS REQUIRED							**0**	**0**	**0**	**0**	**0**	**0**	**0**	**0**	**0**	**0**	**0**	**0**	**0**	**0**	**0**	**0**

Comments

Shire of Donnybrook Balingup

Asset Management Plan - Parks & Reserves
2023/24

Mullalyup Pioneer Park

	No of years to project (Optimal)	No of years to project (Council)	Component baselife (Optimal)	Component baselife (Council)	*Estimated Cost*	0	1	2	3	4	5	6	7	8	9	10	11	12	13	14	15
						Backlog	2023/24	2024/25	2025/26	2026/27	2027/28	2028/29	2029/30	2030/31	2031/32	2032/33	2033/34	2034/35	2035/36	2036/37	2037/38
EXPENDITURE																					
Capital Upgrades / Expansion																					
Project	1	1	1	1	*0*	0	0	0	0	0	0	0	0	0	0	0	0	0	0	0	0
Total - New / Improvements						*0*	*0*	*0*	*0*	*0*	*0*	*0*	*0*	*0*	*0*	*0*	*0*	*0*	*0*	*0*	*0*
Capital Renewal																					
20292 Timber framed and metal clad gazebo with BBQ shelter on c	8	8	25	25	*24,500*	0	0	0	0	0	0	0	0	31,036	0	0	0	0	0	0	0
737 Single plate BBQ	8	8	20	20	*11,000*	0	0	0	0	0	0	0	0	13,934	0	0	0	0	0	0	0
20293 Timber picnic table bench	9	9	20	20	*7,200*	0	0	0	0	0	0	0	0	0	9,394	0	0	0	0	0	0
771 Water Fountain	13	13	20	20	*6,600*	0	0	0	0	0	0	0	0	0	0	0	0	0	9,692	0	0
Pine log fence	13	13	30	30	*4,000*	0	0	0	0	0	0	0	0	0	0	0	0	0	5,874	0	0
Total - Preservation / Maintenance						*0*	*0*	*0*	*0*	*0*	*0*	*0*	*0*	*44,970*	*9,394*	*0*	*0*	*0*	*15,566*	*0*	*0*
TOTAL EXPENDITURE						**0**	**0**	**0**	**0**	**0**	**0**	**0**	**0**	**44,970**	**9,394**	**0**	**0**	**0**	**15,566**	**0**	**0**
FUNDING																					
Borrowings						0	0	0	0	0	0	0	0	0	0	0	0	0	0	0	0
Parks & Reserves Reserve						0	0	0	0	0	0	0	0	44,970	9,394	0	0	0	15,566	0	0
Grants						0	0	0	0	0	0	0	0	0	0	0	0	0	0	0	0
Contributions & Other Reserves						0	0	0	0	0	0	0	0	0	0	0	0	0	0	0	0
TOTAL FUNDING						**0**	**0**	**0**	**0**	**0**	**0**	**0**	**0**	**44,970**	**9,394**	**0**	**0**	**0**	**15,566**	**0**	**0**
GENERAL FUNDS REQUIRED						**0**	**0**	**0**	**0**	**0**	**0**	**0**	**0**	**0**	**0**	**0**	**0**	**0**	**0**	**0**	**0**

Comments

Shire of Donnybrook Balingup

Asset Management Plan - Parks & Reserves
2023/24

Mullalyup (General)

	No of years to project (Optimal)	No of years to project (Council)	Component baselife (Optimal)	Component baselife (Council)	*Estimated Cost*	0	1	2	3	4	5	6	7	8	9	10	11	12	13	14	15
						Backlog	2023/24	2024/25	2025/26	2026/27	2027/28	2028/29	2029/30	2030/31	2031/32	2032/33	2033/34	2034/35	2035/36	2036/37	2037/38
EXPENDITURE																					
Capital Upgrades / Expansion																					
Nil	1	1	1	1	*0*	0	0	0	0	0	0	0	0	0	0	0	0	0	0	0	0
Total - New / Improvements						*0*	*0*	*0*	*0*	*0*	*0*	*0*	*0*	*0*	*0*	*0*	*0*	*0*	*0*	*0*	*0*
Capital Renewal																					
20296 Racecourse Flora Reserve - Metal Display Structure	13	13	30	30	*22,000*	0	0	0	0	0	0	0	0	0	0	0	0	0	32,308	0	0
20297 Mullalyup Reserve - Friends of Forest - Picnic Table	9	9	20	20	*10,800*	0	0	0	0	0	0	0	0	0	14,092	0	0	0	0	0	0
Total - Preservation / Maintenance						*0*	*0*	*0*	*0*	*0*	*0*	*0*	*0*	*0*	*14,092*	*0*	*0*	*0*	*32,308*	*0*	*0*
TOTAL EXPENDITURE						**0**	**0**	**0**	**0**	**0**	**0**	**0**	**0**	**0**	**14,092**	**0**	**0**	**0**	**32,308**	**0**	**0**
FUNDING																					
Borrowings						0	0	0	0	0	0	0	0	0	0	0	0	0	0	0	0
Parks & Reserves Reserve						0	0	0	0	0	0	0	0	0	14,092	0	0	0	32,308	0	0
Grants						0	0	0	0	0	0	0	0	0	0	0	0	0	0	0	0
Contributions & Other Reserves						0	0	0	0	0	0	0	0	0	0	0	0	0	0	0	0
TOTAL FUNDING						**0**	**0**	**0**	**0**	**0**	**0**	**0**	**0**	**0**	**14,092**	**0**	**0**	**0**	**32,308**	**0**	**0**
GENERAL FUNDS REQUIRED						**0**	**0**	**0**	**0**	**0**	**0**	**0**	**0**	**0**	**0**	**0**	**0**	**0**	**0**	**0**	**0**

Comments

Balingup Oval

	No of years to project (Optimal)	No of years to project (Council)	Component baselife (Optimal)	Component baselife (Council)	*Estimated Cost*	0	1	2	3	4	5	6	7	8	9	10	11	12	13	14	15
						Backlog	2023/24	2024/25	2025/26	2026/27	2027/28	2028/29	2029/30	2030/31	2031/32	2032/33	2033/34	2034/35	2035/36	2036/37	2037/38
EXPENDITURE																					
Capital Upgrades / Expansion																					
Nil	1	1	1	1	*0*	0	0	0	0	0	0	0	0	0	0	0	0	0	0	0	0
Total - New / Improvements						*0*	*0*	*0*	*0*	*0*	*0*	*0*	*0*	*0*	*0*	*0*	*0*	*0*	*0*	*0*	*0*
Capital Renewal																					
Backlog 2021/22 - Croquet Pitch Retaining Wall (Repairs)	-1	0	99	99	*15,225*	15,225	0	0	0	0	0	0	0	0	0	0	0	0	0	0	0
20384 Concrete feature wall entry statement	35	35	35	35	*8,800*	0	0	0	0	0	0	0	0	0	0	0	0	0	0	0	0
20386 Lighting towers	10	10	30	30	*194,000*	0	0	0	0	0	0	0	0	0	0	260,720	0	0	0	0	0
20387 Pine log perimeter fence	18	18	30	30	*9,600*	0	0	0	0	0	0	0	0	0	0	0	0	0	0	0	0
20388 Practice cricket net	10	10	20	20	*13,500*	0	0	0	0	0	0	0	0	0	0	18,143	0	0	0	0	0
20389 Transit Park Bays	16	16	20	20	*16,800*	0	0	0	0	0	0	0	0	0	0	0	0	0	0	0	0
Transit Park Drink Fountain	14	14	15	15	*15,000*	0	0	0	0	0	0	0	0	0	0	0	0	0	0	22,689	0
20390 Steel/ poly lined 100,000L tank	15	15	25	25	*15,000*	0	0	0	0	0	0	0	0	0	0	0	0	0	0	0	23,370
20391 "Southern Cross" 11kw water pump with control panel to service oval	6	6	15	15	*17,000*	0	0	0	0	0	0	20,299	0	0	0	0	0	0	0	0	0
"Southern Cross" 56kw Water Pump at Brook	2	2	15	15	*12,500*	0	0	13,261	0	0	0	0	0	0	0	0	0	0	0	0	0
20392 Jarrah weatherboard and tile clad shelter to old bowling green	9	8	35	35	*11,500*	0	0	0	0	0	0	0	0	14,568	0	0	0	0	0	0	0
20393 Steel framed timber decked pedestrian bridge	14	14	40	40	*44,000*	0	0	0	0	0	0	0	0	0	0	0	0	0	0	66,554	0
756 7 Rink synthetic bowling green	10	10	20	20	*295,000*	0	0	0	0	0	0	0	0	0	0	396,455	0	0	0	0	0
20395 Retractable bowling shade shelter	8	8	20	20	*35,000*	0	0	0	0	0	0	0	0	44,337	0	0	0	0	0	0	0
20396 Timber picnic table bench	9	9	20	20	*7,200*	0	0	0	0	0	0	0	0	0	9,394	0	0	0	0	0	0
20397 Single plate BBQ on concrete slab	8	8	20	20	*11,500*	0	0	0	0	0	0	0	0	14,568	0	0	0	0	0	0	0
20652 Bowling Club Shade Shelters	8	8	25	25	*10,500*	0	0	0	0	0	0	0	0	13,301	0	0	0	0	0	0	0
20806 Wire mesh fence with barbed wire to tank	9	9	30	30	*5,000*	0	0	0	0	0	0	0	0	0	6,524	0	0	0	0	0	0
20753 "Goat Path" power boards	6	6	20	20	*16,800*	0	0	0	0	0	0	20,060	0	0	0	0	0	0	0	0	0
Metal/ timber seats	1	1	20	20	*4,350*	0	4,481	0	0	0	0	0	0	0	0	0	0	0	0	0	0
20755 Aluminium benches to bowling green	14	14	15	15	*20,400*	0	0	0	0	0	0	0	0	0	0	0	0	0	0	30,857	0
776 Floodlight to bowling green	23	23	30	30	*62,000*	0	0	0	0	0	0	0	0	0	0	0	0	0	0	0	0
20756 Pole lights to bowling parking ground	7	7	30	30	*21,000*	0	0	0	0	0	0	0	25,827	0	0	0	0	0	0	0	0
20758 Timber framed metal clad bowling shelter	6	6	20	20	*10,500*	0	0	0	0	0	0	12,538	0	0	0	0	0	0	0	0	0
Total - Preservation / Maintenance						*15,225*	*4,481*	*13,261*	*0*	*0*	*0*	*52,897*	*25,827*	*86,774*	*15,918*	*675,318*	*0*	*0*	*0*	*120,100*	*23,370*
TOTAL EXPENDITURE						**15,225**	**4,481**	**13,261**	**0**	**0**	**0**	**52,897**	**25,827**	**86,774**	**15,918**	**675,318**	**0**	**0**	**0**	**120,100**	**23,370**
FUNDING																					
Borrowings						0	0	0	0	0	0	0	0	0	0	0	0	0	0	0	0
Parks & Reserves Reserve						15,225	4,481	13,261	0	0	0	52,897	25,827	86,774	15,918	675,318	0	0	0	120,100	23,370
Grants						0	0	0	0	0	0	0	0	0	0	0	0	0	0	0	0
Contributions & Other Reserves						0	0	0	0	0	0	0	0	0	0	0	0	0	0	0	0
TOTAL FUNDING						**15,225**	**4,481**	**13,261**	**0**	**0**	**0**	**52,897**	**25,827**	**86,774**	**15,918**	**675,318**	**0**	**0**	**0**	**120,100**	**23,370**
GENERAL FUNDS REQUIRED						**0**	**0**	**0**	**0**	**0**	**0**	**0**	**0**	**0**	**0**	**0**	**0**	**0**	**0**	**0**	**0**

Comments

Memorial Park & Village Green - Balingup

			No of years to project (Optimal)	No of years to project (Council)	Component baselife (Optimal)	Component baselife (Council)	*Estimated Cost*	0	1	2	3	4	5	6	7	8	9	10	11	12	13	14	15
								Backlog	2023/24	2024/25	2025/26	2026/27	2027/28	2028/29	2029/30	2030/31	2031/32	2032/33	2033/34	2034/35	2035/36	2036/37	2037/38
EXPENDITURE																							
Capital Upgrades / Expansion																							
Nil			1	1	1	1	*0*	0	0	0	0	0	0	0	0	0	0	0	0	0	0	0	0
Total - New / Improvements								*0*	*0*	*0*	*0*	*0*	*0*	*0*	*0*	*0*	*0*	*0*	*0*	*0*	*0*	*0*	*0*
Capital Renewal																							
20305	War Memorial		19	19	45	45	*58,000*	0	0	0	0	0	0	0	0	0	0	0	0	0	0	0	0
20400	Timber framed and metal clad "Peace Pergola" with BBQ shelter brick p		13	13	25	25	*27,000*	0	0	0	0	0	0	0	0	0	0	0	0	0	39,650	0	0
20405	Stone single plate BBQ		11	11	20	20	*19,500*	0	0	0	0	0	0	0	0	0	0	0	26,993	0	0	0	0
20264	Concrete water feature		13	13	35	35	*15,500*	0	0	0	0	0	0	0	0	0	0	0	0	0	22,762	0	0
20406	Metal/ timber park seating		6	6	20	20	*6,400*	0	0	0	0	0	0	7,642	0	0	0	0	0	0	0	0	0
20407	Timber framed and metal clad gazebo with paved base		13	13	30	30	*22,000*	0	0	0	0	0	0	0	0	0	0	0	0	0	32,308	0	0
20408	Single plate BBQ		8	8	20	20	*11,000*	0	0	0	0	0	0	0	0	13,934	0	0	0	0	0	0	0
20409	Timber picnic table bench with concrete slab		9	9	20	20	*14,400*	0	0	0	0	0	0	0	0	0	18,789	0	0	0	0	0	0
20410	Timber post fence		19	19	30	30	*6,000*	0	0	0	0	0	0	0	0	0	0	0	0	0	0	0	0
20414	Shade Sails		9	9	15	15	*37,000*	0	0	0	0	0	0	0	0	0	48,277	0	0	0	0	0	0
20763	Lay down floodlight	Village Green	23	23	30	30	*28,000*	0	0	0	0	0	0	0	0	0	0	0	0	0	0	0	0
20764	Metal palisade fence to playground	Village Green	19	19	30	30	*6,000*	0	0	0	0	0	0	0	0	0	0	0	0	0	0	0	0
20823	Entry Feature	Village Green	4	4	25	25	*10,500*	0	0	0	0	11,818	0	0	0	0	0	0	0	0	0	0	0
20765	Concrete block retaining wall to playground		14	14	25	25	*8,000*	0	0	0	0	0	0	0	0	0	0	0	0	0	0	12,101	0
728	Integrated playground equipment with slide bridge platform tunnel and		8	8	15	15	*30,500*	0	0	0	0	0	0	0	0	38,636	0	0	0	0	0	0	0
20412	Basketball backboard and concrete hardstand		11	11	15	15	*17,000*	0	0	0	0	0	0	0	0	0	0	0	23,532	0	0	0	0
20801	Double shoulder press/ lat pull down		8	8	15	15	*5,800*	0	0	0	0	0	0	0	0	7,347	0	0	0	0	0	0	0
20802	Stepper		8	8	15	15	*5,800*	0	0	0	0	0	0	0	0	7,347	0	0	0	0	0	0	0
20803	Cross trainer		8	8	15	15	*5,800*	0	0	0	0	0	0	0	0	7,347	0	0	0	0	0	0	0
20413	Metal gazebo on concrete slab	Medieval Area	19	19	30	30	*22,000*	0	0	0	0	0	0	0	0	0	0	0	0	0	0	0	0
Total - Preservation / Maintenance								*0*	*0*	*0*	*0*	*11,818*	*0*	*7,642*	*0*	*74,613*	*67,065*	*0*	*50,525*	*0*	*94,720*	*12,101*	*0*
TOTAL EXPENDITURE								**0**	**0**	**0**	**0**	**11,818**	**0**	**7,642**	**0**	**74,613**	**67,065**	**0**	**50,525**	**0**	**94,720**	**12,101**	**0**
FUNDING																							
Borrowings								0	0	0	0	0	0	0	0	0	0	0	0	0	0	0	0
Parks & Reserves Reserve								0	0	0	0	11,818	0	7,642	0	74,613	67,065	0	50,525	0	94,720	12,101	0
Grants								0	0	0	0	0	0	0	0	0	0	0	0	0	0	0	0
Contributions & Other Reserves								0	0	0	0	0	0	0	0	0	0	0	0	0	0	0	0
TOTAL FUNDING								**0**	**0**	**0**	**0**	**11,818**	**0**	**7,642**	**0**	**74,613**	**67,065**	**0**	**50,525**	**0**	**94,720**	**12,101**	**0**
GENERAL FUNDS REQUIRED								**0**	**0**	**0**	**0**	**0**	**0**	**0**	**0**	**0**	**0**	**0**	**0**	**0**	**0**	**0**	**0**

Comments

Shire of Donnybrook Balingup

Asset Management Plan - Parks & Reserves
2023/24

Donnybrook Cemetery

	No of years to project (Optimal)	No of years to project (Council)	Component baselife (Optimal)	Component baselife (Council)	*Estimated Cost*	0	1	2	3	4	5	6	7	8	9	10	11	12	13	14	15
						Backlog	2023/24	2024/25	2025/26	2026/27	2027/28	2028/29	2029/30	2030/31	2031/32	2032/33	2033/34	2034/35	2035/36	2036/37	2037/38
EXPENDITURE																					
Capital Upgrades / Expansion																					
New Niche Wall	7	7	45	45	*20,000*	0	0	0	0	0	0	0	24,597	0	0	0	0	0	0	0	0
Expansion of interior roads	8	8	99	99	*50,000*	0	0	0	0	0	0	0	0	63,339	0	0	0	0	0	0	0
Total - New / Improvements						*0*	*0*	*0*	*0*	*0*	*0*	*0*	*24,597*	*63,339*	*0*	*0*	*0*	*0*	*0*	*0*	*0*
Capital Renewal																					
20374 Metal/ timber park seating with concrete base	6	6	20	20	*8,800*	0	0	0	0	0	0	10,508	0	0	0	0	0	0	0	0	0
766 Steel post and rail/ mesh fence	18	18	30	30	*13,500*	0	0	0	0	0	0	0	0	0	0	0	0	0	0	0	0
20647 Gazebo	22	22	25	25	*5,000*	0	0	0	0	0	0	0	0	0	0	0	0	0	0	0	0
20372 Stone entry statement with metal gate	14	14	40	40	*22,000*	0	0	0	0	0	0	0	0	0	0	0	0	0	0	33,277	0
Total - Preservation / Maintenance						*0*	*0*	*0*	*0*	*0*	*0*	*10,508*	*0*	*0*	*0*	*0*	*0*	*0*	*0*	*33,277*	*0*
TOTAL EXPENDITURE						**0**	**0**	**0**	**0**	**0**	**0**	**10,508**	**24,597**	**63,339**	**0**	**0**	**0**	**0**	**0**	**33,277**	**0**
FUNDING																					
Borrowings						0	0	0	0	0	0	0	0	0	0	0	0	0	0	0	0
Parks & Reserves Reserve						0	0	0	0	0	0	10,508	24,597	63,339	0	0	0	0	0	33,277	0
Grants						0	0	0	0	0	0	0	0	0	0	0	0	0	0	0	0
Contributions & Other Reserves						0	0	0	0	0	0	0	0	0	0	0	0	0	0	0	0
TOTAL FUNDING						**0**	**0**	**0**	**0**	**0**	**0**	**10,508**	**24,597**	**63,339**	**0**	**0**	**0**	**0**	**0**	**33,277**	**0**
GENERAL FUNDS REQUIRED						**0**	**0**	**0**	**0**	**0**	**0**	**0**	**0**	**0**	**0**	**0**	**0**	**0**	**0**	**0**	**0**

Comments

Balingup Cemetery

	No of years to project (Optimal)	No of years to project (Council)	Component baselife (Optimal)	Component baselife (Council)	*Estimated Cost*	0	1	2	3	4	5	6	7	8	9	10	11	12	13	14	15
						Backlog	2023/24	2024/25	2025/26	2026/27	2027/28	2028/29	2029/30	2030/31	2031/32	2032/33	2033/34	2034/35	2035/36	2036/37	2037/38
EXPENDITURE																					
Capital Upgrades / Expansion																					
New Niche Wall	7	7	45	45	*20,000*	0	0	0	0	0	0	0	24,597	0	0	0	0	0	0	0	0
Total - New / Improvements						*0*	*0*	*0*	*0*	*0*	*0*	*0*	*24,597*	*0*	*0*	*0*	*0*	*0*	*0*	*0*	*0*
Capital Renewal																					
769 Stone niche wall	18	18	45	45	*15,000*	0	0	0	0	0	0	0	0	0	0	0	0	0	0	0	0
786 Timber framed metal clad shelter on gravel base	11	11	30	30	*18,500*	0	0	0	0	0	0	0	0	0	0	0	25,608	0	0	0	0
787 Wire strand on metal/ timber poles	18	18	25	25	*16,000*	0	0	0	0	0	0	0	0	0	0	0	0	0	0	0	0
Total - Preservation / Maintenance						*0*	*0*	*0*	*0*	*0*	*0*	*0*	*0*	*0*	*0*	*0*	*25,608*	*0*	*0*	*0*	*0*
TOTAL EXPENDITURE						**0**	**0**	**0**	**0**	**0**	**0**	**0**	**24,597**	**0**	**0**	**0**	**25,608**	**0**	**0**	**0**	**0**
FUNDING																					
Borrowings						0	0	0	0	0	0	0	0	0	0	0	0	0	0	0	0
Parks & Reserves Reserve						0	0	0	0	0	0	0	24,597	0	0	0	25,608	0	0	0	0
Grants						0	0	0	0	0	0	0	0	0	0	0	0	0	0	0	0
Contributions & Other Reserves						0	0	0	0	0	0	0	0	0	0	0	0	0	0	0	0
TOTAL FUNDING						**0**	**0**	**0**	**0**	**0**	**0**	**0**	**24,597**	**0**	**0**	**0**	**25,608**	**0**	**0**	**0**	**0**
GENERAL FUNDS REQUIRED						**0**	**0**	**0**	**0**	**0**	**0**	**0**	**0**	**0**	**0**	**0**	**0**	**0**	**0**	**0**	**0**

Comments

Upper Preston Cemetery

	No of years to project (Optimal)	No of years to project (Council)	Component baselife (Optimal)	Component baselife (Council)	*Estimated Cost*	0	1	2	3	4	5	6	7	8	9	10	11	12	13	14	15
						Backlog	2023/24	2024/25	2025/26	2026/27	2027/28	2028/29	2029/30	2030/31	2031/32	2032/33	2033/34	2034/35	2035/36	2036/37	2037/38
EXPENDITURE																					
Capital Upgrades / Expansion																					
Nil	1	1	1	1	*0*	0	0	0	0	0	0	0	0	0	0	0	0	0	0	0	0
Total - New / Improvements						*0*	*0*	*0*	*0*	*0*	*0*	*0*	*0*	*0*	*0*	*0*	*0*	*0*	*0*	*0*	*0*
Capital Renewal																					
768 Pine log post and rail/ wire mesh boundary fence	17	17	30	30	*16,000*	0	0	0	0	0	0	0	0	0	0	0	0	0	0	0	0
Renweal works - Niche Wall	11	11	30	30	*10,600*	0	0	0	0	0	0	0	0	0	0	0	14,673	0	0	0	0
Total - Preservation / Maintenance						*0*	*0*	*0*	*0*	*0*	*0*	*0*	*0*	*0*	*0*	*0*	*14,673*	*0*	*0*	*0*	*0*
TOTAL EXPENDITURE						**0**	**0**	**0**	**0**	**0**	**0**	**0**	**0**	**0**	**0**	**0**	**14,673**	**0**	**0**	**0**	**0**
FUNDING																					
Borrowings						0	0	0	0	0	0	0	0	0	0	0	0	0	0	0	0
Parks & Reserves Reserve						0	0	0	0	0	0	0	0	0	0	0	14,673	0	0	0	0
Grants						0	0	0	0	0	0	0	0	0	0	0	0	0	0	0	0
Contributions & Other Reserves						0	0	0	0	0	0	0	0	0	0	0	0	0	0	0	0
TOTAL FUNDING						**0**	**0**	**0**	**0**	**0**	**0**	**0**	**0**	**0**	**0**	**0**	**14,673**	**0**	**0**	**0**	**0**
GENERAL FUNDS REQUIRED						**0**	**0**	**0**	**0**	**0**	**0**	**0**	**0**	**0**	**0**	**0**	**0**	**0**	**0**	**0**	**0**

Comments

Balingup Skate Park

	No of years to project (Optimal)	No of years to project (Council)	Component baselife (Optimal)	Component baselife (Council)	*Estimated Cost*	0	1	2	3	4	5	6	7	8	9	10	11	12	13	14	15
						Backlog	2023/24	2024/25	2025/26	2026/27	2027/28	2028/29	2029/30	2030/31	2031/32	2032/33	2033/34	2034/35	2035/36	2036/37	2037/38
EXPENDITURE																					
Capital Upgrades / Expansion																					
Nil	1	1	1	1	*0*	0	0	0	0	0	0	0	0	0	0	0	0	0	0	0	0
Total - New / Improvements						*0*	*0*	*0*	*0*	*0*	*0*	*0*	*0*	*0*	*0*	*0*	*0*	*0*	*0*	*0*	*0*
Capital Renewal																					
20302 Steel ramps 4 pcs.	5	5	35	35	*58,000*	0	0	0	0	0	67,238	0	0	0	0	0	0	0	0	0	0
731 Concrete hardstand	21	21	45	45	*51,000*	0	0	0	0	0	0	0	0	0	0	0	0	0	0	0	0
20311 Metal framed and clad shelter on concrete slab	10	10	30	30	*10,000*	0	0	0	0	0	0	0	0	0	0	13,439	0	0	0	0	0
20792 Steel mesh fencing	16	16	30	30	*5,400*	0	0	0	0	0	0	0	0	0	0	0	0	0	0	0	0
20313 Floodlight	10	10	30	30	*37,000*	0	0	0	0	0	0	0	0	0	0	49,725	0	0	0	0	0
Total - Preservation / Maintenance						*0*	*0*	*0*	*0*	*0*	*67,238*	*0*	*0*	*0*	*0*	*63,164*	*0*	*0*	*0*	*0*	*0*
TOTAL EXPENDITURE						**0**	**0**	**0**	**0**	**0**	**67,238**	**0**	**0**	**0**	**0**	**63,164**	**0**	**0**	**0**	**0**	**0**
FUNDING																					
Borrowings						0	0	0	0	0	0	0	0	0	0	0	0	0	0	0	0
Parks & Reserves Reserve						0	0	0	0	0	67,238	0	0	0	0	63,164	0	0	0	0	0
Grants						0	0	0	0	0	0	0	0	0	0	0	0	0	0	0	0
Contributions & Other Reserves						0	0	0	0	0	0	0	0	0	0	0	0	0	0	0	0
TOTAL FUNDING						**0**	**0**	**0**	**0**	**0**	**67,238**	**0**	**0**	**0**	**0**	**63,164**	**0**	**0**	**0**	**0**	**0**
GENERAL FUNDS REQUIRED						**0**	**0**	**0**	**0**	**0**	**0**	**0**	**0**	**0**	**0**	**0**	**0**	**0**	**0**	**0**	**0**

Comments

Tuia Lodge Surrounds

	No of years to project (Optimal)	No of years to project (Council)	Component baselife (Optimal)	Component baselife (Council)	*Estimated Cost*	0 Backlog	1 2023/24	2 2024/25	3 2025/26	4 2026/27	5 2027/28	6 2028/29	7 2029/30	8 2030/31	9 2031/32	10 2032/33	11 2033/34	12 2034/35	13 2035/36	14 2036/37	15 2037/38
EXPENDITURE																					
Capital Upgrades / Expansion																					
	1	1	1	1	*0*	0	0	0	0	0	0	0	0	0	0	0	0	0	0	0	0
Total - New / Improvements						*0*	*0*	*0*	*0*	*0*	*0*	*0*	*0*	*0*	*0*	*0*	*0*	*0*	*0*	*0*	*0*
Capital Renewal																					
30914 Bore and pump	12	12	25	25	*24,500*	0	0	0	0	0	0	0	0	0	0	0	0	34,931	0	0	0
Total - Preservation / Maintenance						*0*	*0*	*0*	*0*	*0*	*0*	*0*	*0*	*0*	*0*	*0*	*0*	*34,931*	*0*	*0*	*0*
TOTAL EXPENDITURE						**0**	**0**	**0**	**0**	**0**	**0**	**0**	**0**	**0**	**0**	**0**	**0**	**34,931**	**0**	**0**	**0**
FUNDING																					
Borrowings						0	0	0	0	0	0	0	0	0	0	0	0	0	0	0	0
Parks & Reserves Reserve						0	0	0	0	0	0	0	0	0	0	0	0	34,931	0	0	0
Grants						0	0	0	0	0	0	0	0	0	0	0	0	0	0	0	0
Contributions & Other Reserves						0	0	0	0	0	0	0	0	0	0	0	0	0	0	0	0
TOTAL FUNDING						**0**	**0**	**0**	**0**	**0**	**0**	**0**	**0**	**0**	**0**	**0**	**0**	**34,931**	**0**	**0**	**0**
GENERAL FUNDS REQUIRED						**0**	**0**	**0**	**0**	**0**	**0**	**0**	**0**	**0**	**0**	**0**	**0**	**0**	**0**	**0**	**0**

Comments

Donnybrook Recreation Centre Surrounds

	No of years to project (Optimal)	No of years to project (Council)	Component baselife (Optimal)	Component baselife (Council)	*Estimated Cost*	0	1	2	3	4	5	6	7	8	9	10	11	12	13	14	15
						Backlog	2023/24	2024/25	2025/26	2026/27	2027/28	2028/29	2029/30	2030/31	2031/32	2032/33	2033/34	2034/35	2035/36	2036/37	2037/38
EXPENDITURE																					
Capital Upgrades / Expansion																					
Nil	1	1	1	1	*0*	0	0	0	0	0	0	0	0	0	0	0	0	0	0	0	0
Total - New / Improvements						*0*	*0*	*0*	*0*	*0*	*0*	*0*	*0*	*0*	*0*	*0*	*0*	*0*	*0*	*0*	*0*
Capital Renewal																					
753 Carpark Sub-base	48	48	80	80	*370,000*	0	0	0	0	0	0	0	0	0	0	0	0	0	0	0	0
20793 Carpark Surface	6	6	30	30	*136,000*	0	0	0	0	0	0	162,391	0	0	0	0	0	0	0	0	0
20748 Floodlighting	10	10	30	30	*31,000*	0	0	0	0	0	0	0	0	0	0	41,661	0	0	0	0	0
Total - Preservation / Maintenance						*0*	*0*	*0*	*0*	*0*	*0*	*162,391*	*0*	*0*	*0*	*41,661*	*0*	*0*	*0*	*0*	*0*
TOTAL EXPENDITURE						**0**	**0**	**0**	**0**	**0**	**0**	**162,391**	**0**	**0**	**0**	**41,661**	**0**	**0**	**0**	**0**	**0**
FUNDING																					
Borrowings						0	0	0	0	0	0	0	0	0	0	0	0	0	0	0	0
Parks & Reserves Reserve						0	0	0	0	0	0	162,391	0	0	0	41,661	0	0	0	0	0
Grants						0	0	0	0	0	0	0	0	0	0	0	0	0	0	0	0
Contributions & Other Reserves						0	0	0	0	0	0	0	0	0	0	0	0	0	0	0	0
TOTAL FUNDING						**0**	**0**	**0**	**0**	**0**	**0**	**162,391**	**0**	**0**	**0**	**41,661**	**0**	**0**	**0**	**0**	**0**
GENERAL FUNDS REQUIRED						**0**	**0**	**0**	**0**	**0**	**0**	**0**	**0**	**0**	**0**	**0**	**0**	**0**	**0**	**0**	**0**

Comments

Shire of Donnybrook Balingup

Asset Management Plan - Parks & Reserves
2023/24

Meldene Estate

	No of years to project (Optimal)	No of years to project (Council)	Component baselife (Optimal)	Component baselife (Council)	*Estimated Cost*	0	1	2	3	4	5	6	7	8	9	10	11	12	13	14	15
						Backlog	2023/24	2024/25	2025/26	2026/27	2027/28	2028/29	2029/30	2030/31	2031/32	2032/33	2033/34	2034/35	2035/36	2036/37	2037/38
EXPENDITURE																					
Capital Upgrades / Expansion																					
Nil	1	1	1	1	*0*	0	0	0	0	0	0	0	0	0	0	0	0	0	0	0	0
Total - New / Improvements						*0*	*0*	*0*	*0*	*0*	*0*	*0*	*0*	*0*	*0*	*0*	*0*	*0*	*0*	*0*	*0*
Capital Renewal																					
727 Concrete block playground retaining wall	6	6	20	20	*7,400*	0	0	0	0	0	0	8,836	0	0	0	0	0	0	0	0	0
723 Integrated playground equipment with slide platform slide	8	8	15	15	*18,500*	0	0	0	0	0	0	0	0	23,435	0	0	0	0	0	0	0
726 Shade Sails	1	1	15	15	*20,000*	0	20,600	0	0	0	0	0	0	0	0	0	0	0	0	0	0
Total - Preservation / Maintenance						*0*	*20,600*	*0*	*0*	*0*	*0*	*8,836*	*0*	*23,435*	*0*	*0*	*0*	*0*	*0*	*0*	*0*
TOTAL EXPENDITURE						**0**	**20,600**	**0**	**0**	**0**	**0**	**8,836**	**0**	**23,435**	**0**	**0**	**0**	**0**	**0**	**0**	**0**
FUNDING																					
Borrowings						0	0	0	0	0	0	0	0	0	0	0	0	0	0	0	0
Parks & Reserves Reserve						0	20,600	0	0	0	0	8,836	0	23,435	0	0	0	0	0	0	0
Grants						0	0	0	0	0	0	0	0	0	0	0	0	0	0	0	0
Contributions & Other Reserves						0	0	0	0	0	0	0	0	0	0	0	0	0	0	0	0
TOTAL FUNDING						**0**	**20,600**	**0**	**0**	**0**	**0**	**8,836**	**0**	**23,435**	**0**	**0**	**0**	**0**	**0**	**0**	**0**
GENERAL FUNDS REQUIRED						**0**	**0**	**0**	**0**	**0**	**0**	**0**	**0**	**0**	**0**	**0**	**0**	**0**	**0**	**0**	**0**

Comments

Donnybrook Waste Management Facility

		No of years to project (Optimal)	No of years to project (Council)	Component baselife (Optimal)	Component baselife (Council)	*Estimated Cost*	0	1	2	3	4	5	6	7	8	9	10	11	12	13	14	15
							Backlog	2023/24	2024/25	2025/26	2026/27	2027/28	2028/29	2029/30	2030/31	2031/32	2032/33	2033/34	2034/35	2035/36	2036/37	2037/38
EXPENDITURE																						
Capital Upgrades / Expansion																						
Waste Cell Capping (Intermediate) - Phase A		2	2	99	99	*107,000*	0	0	113,516	0	0	0	0	0	0	0	0	0	0	0	0	0
Waste Cell Capping (Intermediate) - Phase B		4	4	99	99	*50,000*	0	0	0	0	56,275	0	0	0	0	0	0	0	0	0	0	0
Waste Cell Capping (Intermediate) - Phase C		7	7	99	99	*103,000*	0	0	0	0	0	0	0	126,677	0	0	0	0	0	0	0	0
Waste Cell Capping (Intermediate) - Phase D		10	10	99	99	*65,000*	0	0	0	0	0	0	0	0	0	0	87,355	0	0	0	0	0
Waste Cell Capping & Closure - Phase A		2	2	99	99	*582,000*	0	0	617,444	0	0	0	0	0	0	0	0	0	0	0	0	0
Waste Cell Capping & Closure - Phase B		4	4	99	99	*227,000*	0	0	0	0	255,490	0	0	0	0	0	0	0	0	0	0	0
Waste Cell Capping & Closure - Phase C		10	10	99	99	*470,000*	0	0	0	0	0	0	0	0	0	0	631,641	0	0	0	0	0
Waste Cell Capping & Closure - Phase D		10	10	99	99	*295,000*	0	0	0	0	0	0	0	0	0	0	396,455	0	0	0	0	0
Total - New / Improvements							*0*	*0*	*730,960*	*0*	*311,766*	*0*	*0*	*126,677*	*0*	*0*	*1,115,451*	*0*	*0*	*0*	*0*	*0*
Capital Renewal																						
701 Monitoring Bores x 3		8	8	25	25	*31,000*	0	0	0	0	0	0	0	0	39,270	0	0	0	0	0	0	0
20268 Perimeter Fencing		13	13	30	30	*68,000*	0	0	0	0	0	0	0	0	0	0	0	0	0	99,860	0	0
Total - Preservation / Maintenance							*0*	*0*	*0*	*0*	*0*	*0*	*0*	*0*	*39,270*	*0*	*0*	*0*	*0*	*99,860*	*0*	*0*
TOTAL EXPENDITURE							**0**	**0**	**730,960**	**0**	**311,766**	**0**	**0**	**126,677**	**39,270**	**0**	**1,115,451**	**0**	**0**	**99,860**	**0**	**0**
FUNDING																						
Borrowings							0	0	0	0	0	0	0	0	0	0	0	0	0	0	0	0
Parks & Reserves Reserve							0	0	0	0	0	0	0	0	39,270	0	0	0	0	99,860	0	0
Grants							0	0	0	0	0	0	0	0	0	0	0	0	0	0	0	0
Contributions & Other Reserves	Waste Management Reserve						0	0	730,960	0	311,766	0	0	126,677	0	0	1,115,451	0	0	0	0	0
TOTAL FUNDING							**0**	**0**	**730,960**	**0**	**311,766**	**0**	**0**	**126,677**	**39,270**	**0**	**1,115,451**	**0**	**0**	**99,860**	**0**	**0**
GENERAL FUNDS REQUIRED							**0**	**0**	**0**	**0**	**0**	**0**	**0**	**0**	**0**	**0**	**0**	**0**	**0**	**0**	**0**	**0**

Comments
Estimated Cell Life 2030-2033
MRD sourced soil stockpile to be utilised in capping and closure works. Forecast expenditure relates to additional direct costs.
Source: Transfer Station Concept Design Report, ASK Waste Management, November 2021

Shire of Donnybrook Balingup

Asset Management Plan - Parks & Reserves
2023/24

9791 South West Highway Donnybrook

		No of years to project (Optimal)	No of years to project (Council)	Component baselife (Optimal)	Component baselife (Council)	*Estimated Cost*	0	1	2	3	4	5	6	7	8	9	10	11	12	13	14	15
							Backlog	2023/24	2024/25	2025/26	2026/27	2027/28	2028/29	2029/30	2030/31	2031/32	2032/33	2033/34	2034/35	2035/36	2036/37	2037/38
EXPENDITURE																						
Capital Upgrades / Expansion																						
Development per LTFP		1	1	99	99	*79,012*	0	81,382	0	0	0	0	0	0	0	0	0	0	0	0	0	0
Total - New / Improvements							*0*	*81,382*	*0*	*0*	*0*	*0*	*0*	*0*	*0*	*0*	*0*	*0*	*0*	*0*	*0*	*0*
Capital Renewal																						
Nil		1	1	1	1	*0*	0	0	0	0	0	0	0	0	0	0	0	0	0	0	0	0
Total - Preservation / Maintenance							*0*	*0*	*0*	*0*	*0*	*0*	*0*	*0*	*0*	*0*	*0*	*0*	*0*	*0*	*0*	*0*
TOTAL EXPENDITURE							**0**	**81,382**	**0**	**0**	**0**	**0**	**0**	**0**	**0**	**0**	**0**	**0**	**0**	**0**	**0**	**0**
FUNDING																						
Borrowings							0	0	0	0	0	0	0	0	0	0	0	0	0	0	0	0
Parks & Reserves Reserve							0	0	0	0	0	0	0	0	0	0	0	0	0	0	0	0
Grants							0	0	0	0	0	0	0	0	0	0	0	0	0	0	0	0
Contributions & Other Reserves	Land Development Reserve						0	81,382	0	0	0	0	0	0	0	0	0	0	0	0	0	0
TOTAL FUNDING							**0**	**81,382**	**0**	**0**	**0**	**0**	**0**	**0**	**0**	**0**	**0**	**0**	**0**	**0**	**0**	**0**
GENERAL FUNDS REQUIRED							**0**	**0**	**0**	**0**	**0**	**0**	**0**	**0**	**0**	**0**	**0**	**0**	**0**	**0**	**0**	**0**

Comments
Former Caravan Park Site

Shire of Donnybrook Balingup

Asset Management Plan - Parks & Reserves
2023/24

Station Square

	No of years to project (Optimal)	No of years to project (Council)	Component baselife (Optimal)	Component baselife (Council)	*Estimated Cost*	0	1	2	3	4	5	6	7	8	9	10	11	12	13	14	15
						Backlog	2023/24	2024/25	2025/26	2026/27	2027/28	2028/29	2029/30	2030/31	2031/32	2032/33	2033/34	2034/35	2035/36	2036/37	2037/38
EXPENDITURE																					
Capital Upgrades / Expansion																					
Nil	0	0	99	99	*0*	0	0	0	0	0	0	0	0	0	0	0	0	0	0	0	0
Total - New / Improvements						*0*	*0*	*0*	*0*	*0*	*0*	*0*	*0*	*0*	*0*	*0*	*0*	*0*	*0*	*0*	*0*
Capital Renewal																					
Irrigation Controller	9	9	10	10	*7,500*	0	0	0	0	0	0	0	0	0	9,786	0	0	0	0	0	0
892 Timber Foot Bridge	29	29	30	30	*5,400*	0	0	0	0	0	0	0	0	0	0	0	0	0	0	0	0
893 Timber Picnic Setting	19	19	20	20	*3,600*	0	0	0	0	0	0	0	0	0	0	0	0	0	0	0	0
894 Timber Picnic Setting	19	19	20	20	*3,600*	0	0	0	0	0	0	0	0	0	0	0	0	0	0	0	0
20808 Directional Signage	14	14	15	15	*6,400*	0	0	0	0	0	0	0	0	0	0	0	0	0	0	9,681	0
20809 Limestone Wall (Timber slat benching)	29	29	30	30	*45,000*	0	0	0	0	0	0	0	0	0	0	0	0	0	0	0	0
20810 Park Lighting x 10	29	29	30	30	*32,000*	0	0	0	0	0	0	0	0	0	0	0	0	0	0	0	0
20811 Boardwalk (Steel & Timber)	29	29	30	30	*38,000*	0	0	0	0	0	0	0	0	0	0	0	0	0	0	0	0
20812 8m Flood Light	29	29	30	30	*8,200*	0	0	0	0	0	0	0	0	0	0	0	0	0	0	0	0
20813 Park Lighting (Dual Head) x 3	29	29	30	30	*13,200*	0	0	0	0	0	0	0	0	0	0	0	0	0	0	0	0
20814 Reticulation	24	24	25	25	*20,500*	0	0	0	0	0	0	0	0	0	0	0	0	0	0	0	0
Bin Enclosures (x4)	14	14	15	15	*14,262*	0	0	0	0	0	0	0	0	0	0	0	0	0	0	21,573	0
Total - Preservation / Maintenance						*0*	*0*	*0*	*0*	*0*	*0*	*0*	*0*	*0*	*9,786*	*0*	*0*	*0*	*0*	*31,253*	*0*
TOTAL EXPENDITURE						**0**	**0**	**0**	**0**	**0**	**0**	**0**	**0**	**0**	**9,786**	**0**	**0**	**0**	**0**	**31,253**	**0**
FUNDING																					
Borrowings						0	0	0	0	0	0	0	0	0	0	0	0	0	0	0	0
Parks & Reserves Reserve						0	0	0	0	0	0	0	0	0	9,786	0	0	0	0	31,253	0
Grants						0	0	0	0	0	0	0	0	0	0	0	0	0	0	0	0
Contributions & Other Reserves						0	0	0	0	0	0	0	0	0	0	0	0	0	0	0	0
TOTAL FUNDING						**0**	**0**	**0**	**0**	**0**	**0**	**0**	**0**	**0**	**9,786**	**0**	**0**	**0**	**0**	**31,253**	**0**
GENERAL FUNDS REQUIRED						**0**	**0**	**0**	**0**	**0**	**0**	**0**	**0**	**0**	**0**	**0**	**0**	**0**	**0**	**0**	**0**

Comments

Balingup Transfer Station

	No of years to project (Optimal)	No of years to project (Council)	Component baselife (Optimal)	Component baselife (Council)	*Estimated Cost*	0	1	2	3	4	5	6	7	8	9	10	11	12	13	14	15
						Backlog	2023/24	2024/25	2025/26	2026/27	2027/28	2028/29	2029/30	2030/31	2031/32	2032/33	2033/34	2034/35	2035/36	2036/37	2037/38
EXPENDITURE																					
Capital Upgrades / Expansion																					
Nil	0	0	99	99	*0*	0	0	0	0	0	0	0	0	0	0	0	0	0	0	0	0
Total - New / Improvements						*0*	*0*	*0*	*0*	*0*	*0*	*0*	*0*	*0*	*0*	*0*	*0*	*0*	*0*	*0*	*0*
Capital Renewal																					
708 Fencing - Renewal	16	16	30	30	*30,000*	0	0	0	0	0	0	0	0	0	0	0	0	0	0	0	0
20646 Loading Bay - Renewal	13	13	35	35	*43,000*	0	0	0	0	0	0	0	0	0	0	0	0	0	63,147	0	0
Total - Preservation / Maintenance						*0*	*0*	*0*	*0*	*0*	*0*	*0*	*0*	*0*	*0*	*0*	*0*	*0*	*63,147*	*0*	*0*
TOTAL EXPENDITURE						**0**	**0**	**0**	**0**	**0**	**0**	**0**	**0**	**0**	**0**	**0**	**0**	**0**	**63,147**	**0**	**0**
FUNDING																					
Borrowings						0	0	0	0	0	0	0	0	0	0	0	0	0	0	0	0
Parks & Reserves Reserve						0	0	0	0	0	0	0	0	0	0	0	0	0	63,147	0	0
Grants						0	0	0	0	0	0	0	0	0	0	0	0	0	0	0	0
Contributions & Other Reserves						0	0	0	0	0	0	0	0	0	0	0	0	0	0	0	0
TOTAL FUNDING						**0**	**0**	**0**	**0**	**0**	**0**	**0**	**0**	**0**	**0**	**0**	**0**	**0**	**63,147**	**0**	**0**
GENERAL FUNDS REQUIRED						**0**	**0**	**0**	**0**	**0**	**0**	**0**	**0**	**0**	**0**	**0**	**0**	**0**	**0**	**0**	**0**

Comments

Shire of
Donnybrook Balingup

Asset Management Plan
Buildings

2023/24



Index

Introduction	4
Basis of Costings	4
Project Funding	4
Reserve Funds	5
Risk Management	5
Bush Fire Brigade Buildings	5
Under Utilised / Redundant Buildings	5

Summary Information

Consolidated Summary	6
Expenditure - Capital Upgrades / Expansion	7
Expenditure - Capital Renewal	11
Reserve Fund Summary	15
Reserve Graphs	19
Borrowings Summary	21
Grants Summary	25
Other Reserves Summary	29
Sundry Funding Sources	33

Public Halls & Community Centres

Public Hall - Donnybrook	A1
Public Hall - Noggerup	A2
Public Hall - Balingup (and Library)	A3
Public Hall - Kirup	A4
Public Hall - Brookhampton	A5
Public Hall - (Supper Hall) Brookhampton	A6
Public Hall - Newlands	A7
Public Hall - Yabberup (and Tennis Shed)	A8
Scout Hall - Donnybrook	A9
Scout Hall - Shed 1	A10
Scout Hall - Shed 2	A11
Community Centre & Infant Health Clinic - Donnybrook	A12
Community Resource Centre - Donnybrook	A13
Community Centre - Balingup	A14
Men's Shed - Egan Park	A15
Men's Shed Workshop & Ablutions - Egan Park	A16

Public Conveniences

Public Toilets - Donnybrook Hall External	B1
Public Toilets - Ayres Gardens Precinct	B2
Public Toilets - Vin Farley Park	B3
Public Toilets - Balingup Village Green	B4
Public Toilets - Kirup	B5
Public Toilets - Mullalyup	B6
Public Toilets - Donnybrook Cemetery	B7
Public Toilets - Apex Park	B8
Public Toilets - Apple Funpark	B9
Public Toilets - Balingup Community Centre	B10
Public Toilets - Balingup Oval	B11
Public Toilets - Brookhampton Horsemans Club	B12
Ablutions - Egan Park Transit Park	B13
Ablutions - Balingup Transit Park	B14

Index

Aged Care

Tuia Lodge C1
Storage Shed - Tuia Lodge C2
Langley Villas - Unit 1 C3
Langley Villas - Unit 2 C4
Langley Villas - Unit 3 C5
Langley Villas - Unit 4 C6
Langley Villas - Unit 5 C7
Langley Villas - Unit 6 C8
Langley Villas - Unit 7 C9
Langley Villas - Unit 8 C10
Langley Villas - Unit 9 C11
Langley Villas - Communal Spaces & Storage Shed C12
Preston Village - Community Centre C13
Preston Village - Unit 1 C14
Preston Village - Unit 2 C15
Preston Village - Unit 3 C16
Preston Village - Unit 4 C17
Preston Village - Unit 5 C18
Preston Village - Unit 6 C19
Preston Village - Unit 7 C20
Preston Village - Unit 8 C21
Preston Village - Unit 9 C22
Preston Village - Unit 10 C23
Preston Village - Unit 11 C24
Preston Village - Unit 12 C25
Preston Village - Unit 13 C26
Preston Village - Shed C27
Minninup Cottages - Unit 1 C28
Minninup Cottages - Unit 2 C29
Minninup Cottages - Unit 3 C30
Minninup Cottages - Unit 4 C31
Minninup Cottages - Units 5 - 8 C32
Minninup Cottages - Units 9 - 10 C33
Minninup Cottages - Units 11 - 12 C34
Minninup Cottages - Car Ports C35
Minninup Cottages - External C36

Emergency Services

SES Depot - Donnybrook D1
VBFB Station - Lowden D2
VBFB Station - Mullalyup D3
VBFB Station - Mumballup D4
VBFB Station - Balingup D5
VBFB Station - Thomson Brook D6
VBFB & Ambulance Station - Kirup D7
VBFB Station - Upper Capel D8
VBFB Station - Munro D9
VBFB Station - Ferndale / Stirling Park D10
VBFB Station - Argyle / Irishtown D11
VBFB Station - Noggerup D12
VBFB Station - Beelerup D13

Depots

Depot - Donnybrook E1
Depot - Donnybrook - Hazchem 1 E2
Depot - Donnybrook - Hazchem 2 E3
Depot - Donnybrook - Oil Disposal Shelter E4
Depot - Balingup E5
Depot - Victory Lane E6

Waste Management

Refuse Site - Machinery Shed F1
Refuse Site - Materials Storage (Recycle) Shed F2
Transfer Station - Balingup - Office F3
Transfer Station - Donnybrook F4

Index

Administration Centres

Administration Centre - Donnybrook G1
Council Chambers - (Church) G2
Administration Sub Centre - Donnybrook Main Street G3

Sport & Recreation

Donnybrook Tennis Club - Shed H1
Donnybrook Recreation Centre H2
Donnybrook Recreation Centre - Rear Shed H3
Balingup Recreation Centre H4
Balingup Recreation Centre - Storage Shed H5
Balingup Soccer Pavilion H6
VC Mitchell Park - Changerooms H7
VC Mitchell Park - Multi Purpose Clubrooms & Function Centre H8
Kirup Recreation Changerooms H9
Jim McDonald Oval - Shed H10
Donnybrook Tennis Clubrooms H11
Egan Park - Pump Track Clubrooms H12
Egan Park - Cricket Pavilion H13
Egan Park - Storage Shed (Apple Festival) H14
Egan Park - Transit Park Shelter H15
Egan Park - Incinerator Shed H16
Brookhampton Horsemans Clubrooms H17
Balingup Oval - Shed H18

Other

Dental Surgery I1
Medical Centre I2
Commercial Premises (Bendigo Bank) I3
Commercial Premises (Bendigo Bank) - Shed I4
Goods Shed - Donnybrook I5
Donnybrook Library I6
Donnybrook Museum Shed I7
Donnybrook Railway Station I8
Dog Pound I9
Cat Pound I10
Lions Club - Donnybrook I11
Vacant Building - Lot 322, 1 Bentley Street, Donnybrook I12
Donnybrook Health Precinct Development I13

Introduction

The purpose of this plan is to provide a strategy for funding Council's building asset portfolio.

This strategy will plan for the timing and financing of.
a) Construction of new buildings
b) Alterations and extensions of existing Council buildings
c) Major maintenance of Council's building

Council currently has substantial funds invested in its building portfolio. The challenge that faces Council is to provide funds for new facilities whilst ensuring existing buildings are maintained to an acceptable standard that maximises useful life to the community. This plan will assist the current and future Councils by ensuring the Shire has a financial capacity to meet the demands of funding it's building asset requirements.

This plan covers the next 15 financial years. Upon the inclusion of any works within this document, planning will commence for work to be undertaken in the proposed year. A review of this plan will be undertaken by Council annually. During this process projects may be added, removed or reprioritised.

Works identified in this plan are subject to.
a) Annual Budget deliberations
b) Sourcing of external funding where identified

Reserve Funds

Council will maintain reserve funds for projects within the Building Asset Management Plan. Once a project is identified as requiring funds from the Reserve, annual budget allocations will commence to ensure the required funds are available in the planned year of the project.

Building Reserve

To provide funding for major building maintenance and for projects requiring the use of reserve funds.

Bush Fire Brigade Buildings

Volunteer Bush Fire Brigade buildings are ordinarily funded 100% from the Emergency Services Levy (ESL).

Under Utilised / Redundant Buildings

Buildings and facilities are Council's response to the delivery of identified service needs. An integral part of effective asset planning is the identification and analysis of those assets that no longer provide a cost-effective means of providing these services.

Council may periodically review its portfolio to identify those assets that are.
a) not required or suitable for the delivery of services.
b) uneconomical to maintain and/or operate.
c) duplicating service delivery.
d) under-utilised / redundant.

Buildings that are identified as meeting some or all these criteria should be considered by Council for disposal with the savings redirected towards other facilities or services within the community.

Disposal of buildings or facilities will also depend upon other factors than those identified.
a) whether there are secondary community uses for the facility.
b) whether the buildings have community, cultural or heritage importance.

It is important to note that retaining redundant facilities reduces Council's ability to provide cost effective services to residents. Redundant facilities utilise Council recourses that may be more effectively directed to the provision of new facilities or services that are in greater need.

Asset Condition Rating

0 = A new building or recently rehabilitated back to new condition.
1 = A near new building with no visible signs of deterioration often moved to condition 1 based upon the time since construction rather than observed condition decline.
2 = A building in excellent overall condition. There would be only very slight condition decline but it would be obvious that the asset was no longer in new condition.
3 = A building in very good overall condition but with some early stages of deterioration evident, but the deterioration still minor in nature and causing no serviceability problems.
4 = A building in good overall condition but with some obvious deterioration evident, serviceability would be impaired very slightly.
5 = A building in fair overall condition deterioration in condition would be obvious and there would be some serviceability loss.
6 = A building in fair to poor overall condition. The condition deterioration would be quite obvious. Building serviceability would now be affected and maintenance cost would be rising.
7 = A building in poor overall condition deterioration would be quite severe and would be starting to limit the serviceability of the building. Maintenance cost would be high.
8 = A building in very poor overall condition with serviceability now being heavily impacted upon by the poor condition. Maintenance cost would be very high and the asset would be at a point where it needed renewal.
9 = A building in extremely poor condition with severe serviceability problems and needing renewal immediately. Could also be a risk to remain in service.
10 = A building that has failed, is no longer serviceable and should not remain in service.

Shire of Donnybrook Balingup

Asset Management Plan - Buildings
2023/24

CONSOLIDATED SUMMARY

	0 Backlog 2023/24	1 2023/24	2 2024/25	3 2025/26	4 2026/27	5 2027/28	6 2028/29	7 2029/30	8 2030/31	9 2031/32	10 2032/33	11 2033/34	12 2034/35	13 2035/36	14 2036/37	15 2037/38
EXPENDITURE																
Expenditure - Capital Upgrades & Expansion	0	10,349,224	333,547	109,273	0	2,261,654	0	1,331,418	4,360,856	0	248,625	0	0	0	0	0
Expenditure - Capital Renewal	109,659	1,885,426	293,678	225,077	336,099	1,056,075	296,125	251,212	395,828	355,899	249,901	297,242	407,939	411,131	426,744	410,288
TOTAL EXPENDITURE	**109,659**	**12,234,650**	**627,225**	**334,349**	**336,099**	**3,317,729**	**296,125**	**1,582,630**	**4,756,684**	**355,899**	**498,526**	**297,242**	**407,939**	**411,131**	**426,744**	**410,288**
FUNDING																
Borrowings	0	2,900,000	0	0	0	2,261,654	0	1,331,418	0	0	0	0	0	0	0	0
Building Reserve	109,659	742,489	281,584	274,949	335,818	561,993	254,811	168,417	364,450	314,457	249,901	297,243	401,523	356,017	414,719	269,245
Grants	0	8,214,351	212,180	41,010	0	483,649	25,075	0	4,388,180	0	0	0	0	55,114	0	15,891
Other Reserves	0	27,810	133,461	18,391	281	10,433	16,239	82,795	4,054	41,442	248,625	0	6,416	0	12,025	125,152
Sundry Funding Sources	0	350,000	0	0	0	0	0	0	0	0	0	0	0	0	0	0
TOTAL FUNDING	**109,659**	**12,234,650**	**627,225**	**334,349**	**336,099**	**3,317,730**	**296,125**	**1,582,630**	**4,756,684**	**355,899**	**498,526**	**297,243**	**407,939**	**411,131**	**426,744**	**410,288**
TOTAL OTHER FUNDS	**0**	**0**	**0**	**0**	**0**	**-1**	**0**	**0**	**0**	**0**	**0**	**-0**	**0**	**0**	**0**	**0**

Shire of Donnybrook Balingup

Asset Management Plan - Buildings
2023/24

SUMMARY

Expenditure - Capital Upgrades & Expansion

	0 Backlog 2023/24	1 2023/24	2 2024/25	3 2025/26	4 2026/27	5 2027/28	6 2028/29	7 2029/30	8 2030/31	9 2031/32	10 2032/33	11 2033/34	12 2034/35	13 2035/36	14 2036/37	15 2037/38
Public Halls & Community Centres																
Public Hall - Donnybrook	0	0	0	0	0	0	0	0	0	0	0	0	0	0	0	0
Public Hall - Noggerup	0	0	0	0	0	0	0	0	0	0	0	0	0	0	0	0
Public Hall - Balingup (and Library)	0	0	0	0	0	0	0	0	0	0	0	0	0	0	0	0
Public Hall - Kirup	0	0	0	0	0	0	0	0	0	0	0	0	0	0	0	0
Public Hall - Brookhampton	0	0	0	0	0	0	0	0	0	0	0	0	0	0	0	0
Public Hall - (Supper Hall) Brookhampton	0	0	0	0	0	0	0	0	0	0	0	0	0	0	0	0
Public Hall - Newlands	0	0	0	0	0	0	0	0	0	0	0	0	0	0	0	0
Public Hall - Yabberup (and Tennis Shed)	0	0	0	0	0	0	0	0	0	0	0	0	0	0	0	0
Scout Hall - Donnybrook	0	0	0	0	0	0	0	0	0	0	0	0	0	0	0	0
Scout Hall - Shed 1	0	0	0	0	0	0	0	0	0	0	0	0	0	0	0	0
Scout Hall - Shed 2	0	0	0	0	0	0	0	0	0	0	0	0	0	0	0	0
Community Centre & Infant Health Clinic - Donnybrook	0	0	0	0	0	0	0	0	0	0	0	0	0	0	0	0
Community Resource Centre - Donnybrook	0	0	0	0	0	0	0	0	0	0	0	0	0	0	0	0
Community Centre - Balingup	0	0	0	0	0	0	0	0	0	0	0	0	0	0	0	0
Men's Shed - Egan Park	0	0	0	0	0	0	0	0	0	0	0	0	0	0	0	0
Men's Shed Workshop & Ablutions - Egan Park	0	0	0	0	0	0	0	0	0	0	0	0	0	0	0	0
Public Conveniences																
Public Toilets - Donnybrook Hall External	0	0	0	0	0	0	0	0	0	0	0	0	0	0	0	0
Public Toilets - Ayres Gardens Precinct	0	0	0	0	0	0	0	0	0	0	0	0	0	0	0	0
Public Toilets - Vin Farley Park	0	0	0	0	0	0	0	0	0	0	0	0	0	0	0	0
Public Toilets - Balingup Village Green	0	0	0	0	0	0	0	0	0	0	0	0	0	0	0	0
Public Toilets - Kirup	0	0	0	0	0	0	0	0	0	0	0	0	0	0	0	0
Public Toilets - Mullalyup	0	0	0	0	0	0	0	0	0	0	0	0	0	0	0	0
Public Toilets - Donnybrook Cemetery	0	0	0	0	0	0	0	0	0	0	0	0	0	0	0	0
Public Toilets - Apex Park	0	0	0	0	0	0	0	0	0	0	0	0	0	0	0	0
Public Toilets - Apple Funpark	0	0	0	0	0	0	0	0	0	0	0	0	0	0	0	0
Public Toilets - Balingup Community Centre	0	0	0	0	0	0	0	0	0	0	0	0	0	0	0	0
Public Toilets - Balingup Oval	0	0	0	0	0	0	0	0	0	0	0	0	0	0	0	0
Public Toilets - Brookhampton Horsemans Club	0	0	0	0	0	0	0	0	0	0	0	0	0	0	0	0
Ablutions - Egan Park Transit Park	0	0	0	0	0	0	0	0	0	0	0	0	0	0	0	0
Ablutions - Balingup Transit Park	0	0	0	0	0	0	0	0	0	0	0	0	0	0	0	0

Shire of Donnybrook Balingup

Asset Management Plan - Buildings
2023/24

SUMMARY

Expenditure - Capital Upgrades & Expansion

	0 Backlog 2023/24	1 2023/24	2 2024/25	3 2025/26	4 2026/27	5 2027/28	6 2028/29	7 2029/30	8 2030/31	9 2031/32	10 2032/33	11 2033/34	12 2034/35	13 2035/36	14 2036/37	15 2037/38
Aged Care																
Tuia Lodge	0	0	0	0	0	0	0	0	0	0	0	0	0	0	0	0
Storage Shed - Tuia Lodge	0	0	0	0	0	0	0	0	0	0	0	0	0	0	0	0
Langley Villas - Unit 1	0	0	0	0	0	0	0	0	0	0	0	0	0	0	0	0
Langley Villas - Unit 2	0	0	0	0	0	0	0	0	0	0	0	0	0	0	0	0
Langley Villas - Unit 3	0	0	0	0	0	0	0	0	0	0	0	0	0	0	0	0
Langley Villas - Unit 4	0	0	0	0	0	0	0	0	0	0	0	0	0	0	0	0
Langley Villas - Unit 5	0	0	0	0	0	0	0	0	0	0	0	0	0	0	0	0
Langley Villas - Unit 6	0	0	0	0	0	0	0	0	0	0	0	0	0	0	0	0
Langley Villas - Unit 7	0	0	0	0	0	0	0	0	0	0	0	0	0	0	0	0
Langley Villas - Unit 8	0	0	0	0	0	0	0	0	0	0	0	0	0	0	0	0
Langley Villas - Unit 9	0	0	0	0	0	0	0	0	0	0	0	0	0	0	0	0
Langley Villas - Communal Spaces & Storage Shed	0	0	0	0	0	0	0	0	0	0	0	0	0	0	0	0
Preston Village - Community Centre	0	0	0	0	0	0	0	0	0	0	0	0	0	0	0	0
Preston Village - Unit 1	0	0	0	0	0	0	0	0	0	0	0	0	0	0	0	0
Preston Village - Unit 2	0	0	0	0	0	0	0	0	0	0	0	0	0	0	0	0
Preston Village - Unit 3	0	0	0	0	0	0	0	0	0	0	0	0	0	0	0	0
Preston Village - Unit 4	0	0	0	0	0	0	0	0	0	0	0	0	0	0	0	0
Preston Village - Unit 5	0	0	0	0	0	0	0	0	0	0	0	0	0	0	0	0
Preston Village - Unit 6	0	0	0	0	0	0	0	0	0	0	0	0	0	0	0	0
Preston Village - Unit 7	0	0	0	0	0	0	0	0	0	0	0	0	0	0	0	0
Preston Village - Unit 8	0	0	0	0	0	0	0	0	0	0	0	0	0	0	0	0
Preston Village - Unit 9	0	0	0	0	0	0	0	0	0	0	0	0	0	0	0	0
Preston Village - Unit 10	0	0	0	0	0	0	0	0	0	0	0	0	0	0	0	0
Preston Village - Unit 11	0	0	0	0	0	0	0	0	0	0	0	0	0	0	0	0
Preston Village - Unit 12	0	0	0	0	0	0	0	0	0	0	0	0	0	0	0	0
Preston Village - Unit 13	0	0	0	0	0	0	0	0	0	0	0	0	0	0	0	0
Preston Village - Shed	0	0	0	0	0	0	0	0	0	0	0	0	0	0	0	0
Minninup Cottages - Unit 1	0	0	0	0	0	0	0	0	0	0	0	0	0	0	0	0
Minninup Cottages - Unit 2	0	0	0	0	0	0	0	0	0	0	0	0	0	0	0	0
Minninup Cottages - Unit 3	0	0	0	0	0	0	0	0	0	0	0	0	0	0	0	0
Minninup Cottages - Unit 4	0	0	0	0	0	0	0	0	0	0	0	0	0	0	0	0
Minninup Cottages - Units 5 - 8	0	0	0	0	0	0	0	0	0	0	0	0	0	0	0	0
Minninup Cottages - Units 9 - 10	0	0	0	0	0	0	0	0	0	0	0	0	0	0	0	0
Minninup Cottages - Units 11 - 12	0	0	0	0	0	0	0	0	0	0	0	0	0	0	0	0
Minninup Cottages - Car Ports	0	0	0	0	0	0	0	0	0	0	0	0	0	0	0	0
Minninup Cottages - External	0	0	0	0	0	0	0	0	0	0	0	0	0	0	0	0

Shire of Donnybrook Balingup

Asset Management Plan - Buildings
2023/24

SUMMARY

Expenditure - Capital Upgrades & Expansion

	0 Backlog 2023/24	1 2023/24	2 2024/25	3 2025/26	4 2026/27	5 2027/28	6 2028/29	7 2029/30	8 2030/31	9 2031/32	10 2032/33	11 2033/34	12 2034/35	13 2035/36	14 2036/37	15 2037/38
Emergency Services																
SES Depot - Donnybrook	0	0	0	0	0	0	0	0	0	0	0	0	0	0	0	0
VBFB Station - Lowden	0	0	0	0	0	0	0	0	0	0	0	0	0	0	0	0
VBFB Station - Mullalyup	0	0	0	0	0	0	0	0	0	0	0	0	0	0	0	0
VBFB Station - Mumballup	0	0	0	0	0	0	0	0	0	0	0	0	0	0	0	0
VBFB Station - Balingup	0	0	0	0	0	0	0	0	0	0	0	0	0	0	0	0
VBFB Station - Thomson Brook	0	0	0	0	0	0	0	0	0	0	0	0	0	0	0	0
VBFB & Ambulance Station - Kirup	0	0	0	0	0	0	0	0	0	0	0	0	0	0	0	0
VBFB Station - Upper Capel	0	0	0	0	0	0	0	0	0	0	0	0	0	0	0	0
VBFB Station - Munro	0	0	0	0	0	0	0	0	0	0	0	0	0	0	0	0
VBFB Station - Ferndale / Stirling Park	0	0	0	0	0	0	0	0	0	0	0	0	0	0	0	0
VBFB Station - Argyle / Irishtown	0	1,337,221	0	0	0	0	0	0	0	0	0	0	0	0	0	0
VBFB Station - Noggerup	0	0	0	0	0	0	0	0	0	0	0	0	0	0	0	0
VBFB Station - Beelerup	0	0	0	0	0	0	0	0	0	0	0	0	0	0	0	0
Depots																
Depot - Donnybrook	0	0	0	0	0	0	0	0	0	0	0	0	0	0	0	0
Depot - Donnybrook - Hazchem 1	0	0	0	0	0	0	0	0	0	0	0	0	0	0	0	0
Depot - Donnybrook - Hazchem 2	0	0	0	0	0	0	0	0	0	0	0	0	0	0	0	0
Depot - Donnybrook - Oil Disposal Shelter	0	0	0	0	0	0	0	0	0	0	0	0	0	0	0	0
Depot - Balingup	0	0	0	0	0	0	0	0	0	0	0	0	0	0	0	0
Depot - Victory Lane	0	0	0	0	0	0	0	0	0	0	0	0	0	0	0	0
Waste Management																
Refuse Site - Machinery Shed	0	0	0	0	0	0	0	0	0	0	0	0	0	0	0	0
Refuse Site - Materials Storage (Recycle) Shed	0	0	0	0	0	0	0	0	0	0	0	0	0	0	0	0
Transfer Station - Balingup - Office	0	0	0	0	0	0	0	0	0	0	0	0	0	0	0	0
Transfer Station - Donnybrook	0	0	121,367	0	0	0	0	1,331,418	0	0	248,625	0	0	0	0	0
Administration Centres																
Administration Centre - Donnybrook	0	41,200	0	109,273	0	2,261,654	0	0	0	0	0	0	0	0	0	0
Council Chambers - (Church)	0	0	0	0	0	0	0	0	0	0	0	0	0	0	0	0
Administration Sub Centre - Donnybrook Main Street	0	0	0	0	0	0	0	0	0	0	0	0	0	0	0	0

Shire of Donnybrook Balingup

Asset Management Plan - Buildings
2023/24

SUMMARY

Expenditure - Capital Upgrades & Expansion

	0 Backlog 2023/24	1 2023/24	2 2024/25	3 2025/26	4 2026/27	5 2027/28	6 2028/29	7 2029/30	8 2030/31	9 2031/32	10 2032/33	11 2033/34	12 2034/35	13 2035/36	14 2036/37	15 2037/38
Sport & Recreation																
Donnybrook Tennis Club - Shed	0	0	0	0	0	0	0	0	0	0	0	0	0	0	0	0
Donnybrook Recreation Centre	0	0	0	0	0	0	0	0	4,360,856	0	0	0	0	0	0	0
Donnybrook Recreation Centre - Rear Shed	0	0	0	0	0	0	0	0	0	0	0	0	0	0	0	0
Balingup Recreation Centre	0	0	0	0	0	0	0	0	0	0	0	0	0	0	0	0
Balingup Recreation Centre - Storage Shed	0	0	0	0	0	0	0	0	0	0	0	0	0	0	0	0
Balingup Soccer Pavilion	0	0	0	0	0	0	0	0	0	0	0	0	0	0	0	0
VC Mitchell Park - Changerooms	0	0	0	0	0	0	0	0	0	0	0	0	0	0	0	0
VC Mitchell Park - Multi Purpose Clubrooms & Function Centre	0	8,970,803	0	0	0	0	0	0	0	0	0	0	0	0	0	0
Kirup Recreation Changerooms	0	0	0	0	0	0	0	0	0	0	0	0	0	0	0	0
Jim McDonald Oval - Shed	0	0	0	0	0	0	0	0	0	0	0	0	0	0	0	0
Donnybrook Tennis Clubrooms	0	0	0	0	0	0	0	0	0	0	0	0	0	0	0	0
Egan Park - Pump Track Clubrooms	0	0	0	0	0	0	0	0	0	0	0	0	0	0	0	0
Egan Park - Cricket Pavilion	0	0	0	0	0	0	0	0	0	0	0	0	0	0	0	0
Egan Park - Storage Shed (Apple Festival)	0	0	0	0	0	0	0	0	0	0	0	0	0	0	0	0
Egan Park - Transit Park Shelter	0	0	0	0	0	0	0	0	0	0	0	0	0	0	0	0
Egan Park - Incinerator Shed	0	0	0	0	0	0	0	0	0	0	0	0	0	0	0	0
Brookhampton Horsemans Clubrooms	0	0	0	0	0	0	0	0	0	0	0	0	0	0	0	0
Balingup Oval - Shed	0	0	0	0	0	0	0	0	0	0	0	0	0	0	0	0
Other																
Dental Surgery	0	0	0	0	0	0	0	0	0	0	0	0	0	0	0	0
Medical Centre	0	0	0	0	0	0	0	0	0	0	0	0	0	0	0	0
Commercial Premises (Bendigo Bank)	0	0	0	0	0	0	0	0	0	0	0	0	0	0	0	0
Commercial Premises (Bendigo Bank) - Shed	0	0	0	0	0	0	0	0	0	0	0	0	0	0	0	0
Goods Shed - Donnybrook	0	0	0	0	0	0	0	0	0	0	0	0	0	0	0	0
Donnybrook Library	0	0	0	0	0	0	0	0	0	0	0	0	0	0	0	0
Donnybrook Museum Shed	0	0	0	0	0	0	0	0	0	0	0	0	0	0	0	0
Donnybrook Railway Station	0	0	0	0	0	0	0	0	0	0	0	0	0	0	0	0
Dog Pound	0	0	0	0	0	0	0	0	0	0	0	0	0	0	0	0
Cat Pound	0	0	0	0	0	0	0	0	0	0	0	0	0	0	0	0
Lions Club - Donnybrook	0	0	0	0	0	0	0	0	0	0	0	0	0	0	0	0
Vacant Building - Lot 322, 1 Bentley Street, Donnybrook	0	0	0	0	0	0	0	0	0	0	0	0	0	0	0	0
Donnybrook Health Precinct Development	0	0	212,180	0	0	0	0	0	0	0	0	0	0	0	0	0
TOTAL EXPENDITURE - CAPITAL UPGRADES / EXPANSION	**0**	**10,349,224**	**333,547**	**109,273**	**0**	**2,261,654**	**0**	**1,331,418**	**4,360,856**	**0**	**248,625**	**0**	**0**	**0**	**0**	**0**

Shire of Donnybrook Balingup

Asset Management Plan - Buildings
2023/24

SUMMARY
Expenditure - Capital Renewal

	0 **Backlog** **2023/24**	1 **2023/24**	2 **2024/25**	3 **2025/26**	4 **2026/27**	5 **2027/28**	6 **2028/29**	7 **2029/30**	8 **2030/31**	9 **2031/32**	10 **2032/33**	11 **2033/34**	12 **2034/35**	13 **2035/36**	14 **2036/37**	15 **2037/38**
Public Halls & Community Centres																
Public Hall - Donnybrook	0	1,030	31,583	0	0	35,474	0	0	6,461	0	0	7,060	87,114	0	23,143	0
Public Hall - Noggerup	0	15,862	0	0	42,544	0	3,702	0	12,921	0	0	18,687	0	0	12,554	15,891
Public Hall - Balingup (and Library)	0	30,900	0	0	31,627	0	0	0	0	0	0	88,729	0	0	0	0
Public Hall - Kirup	0	81,164	0	0	0	17,389	0	0	25,335	0	0	0	0	0	0	31,159
Public Hall - Brookhampton	0	70,600	0	0	0	0	0	24,964	0	0	6,854	12,284	0	0	30,703	0
Public Hall - (Supper Hall) Brookhampton	0	0	0	0	0	0	0	0	0	0	0	0	0	0	0	0
Public Hall - Newlands	53,220	0	0	0	0	0	0	12,545	0	0	1,411	0	0	0	43,563	0
Public Hall - Yabberup (and Tennis Shed)	0	0	19,627	0	0	0	0	0	0	6,915	0	0	0	0	0	0
Scout Hall - Donnybrook	0	0	34,957	0	0	0	0	0	0	13,700	0	0	0	0	0	0
Scout Hall - Shed 1	0	0	0	0	0	0	0	0	0	0	0	0	0	0	0	0
Scout Hall - Shed 2	0	0	0	0	0	0	0	0	0	0	0	0	0	0	0	0
Community Centre & Infant Health Clinic - Donnybrook	0	0	0	0	9,060	0	0	7,441	0	0	0	0	0	0	21,706	15,704
Community Resource Centre - Donnybrook	0	20,600	0	0	0	15,186	0	0	0	0	28,222	0	18,677	0	0	0
Community Centre - Balingup	0	0	0	0	0	0	0	0	0	0	0	0	0	0	0	0
Men's Shed - Egan Park	0	0	0	6,556	0	6,956	0	0	0	0	8,063	0	0	0	0	0
Men's Shed Workshop & Ablutions - Egan Park	0	0	0	0	0	0	0	0	0	0	0	0	0	0	0	0
Public Conveniences																
Public Toilets - Donnybrook Hall External	0	5,150	0	0	0	0	0	0	0	0	0	0	0	0	0	0
Public Toilets - Ayres Gardens Precinct	0	0	0	0	0	6,956	0	0	0	0	0	0	8,555	139,511	0	0
Public Toilets - Vin Farley Park	0	0	0	0	0	0	0	7,379	0	0	0	0	0	0	54,453	0
Public Toilets - Balingup Village Green	0	51,500	0	0	0	0	0	0	11,401	0	0	0	0	0	0	91,920
Public Toilets - Kirup	0	0	0	0	5,628	0	0	0	0	0	0	6,921	0	29,371	0	0
Public Toilets - Mullalyup	0	0	0	0	0	4,057	0	0	0	0	0	0	22,099	0	0	0
Public Toilets - Donnybrook Cemetery	0	0	0	0	0	0	0	6,764	0	0	0	0	0	0	8,319	0
Public Toilets - Apex Park	0	0	9,230	0	0	0	0	0	0	6,654	0	0	0	0	0	0
Public Toilets - Apple Funpark	0	0	10,609	0	0	0	0	12,299	0	91,334	0	0	14,258	0	0	0
Public Toilets - Balingup Community Centre	0	0	0	0	0	5,796	0	0	10,134	0	0	0	7,129	0	0	0
Public Toilets - Balingup Oval	0	0	0	0	0	0	11,941	0	0	0	0	0	14,258	0	0	0
Public Toilets - Brookhampton Horsemans Club	0	0	0	0	0	0	0	0	0	0	0	0	0	0	0	0
Ablutions - Egan Park Transit Park	0	21,867	0	0	0	17,389	0	0	0	0	14,783	0	5,703	0	0	17,138
Ablutions - Balingup Transit Park	0	0	0	0	0	9,274	0	8,609	0	0	10,751	0	0	0	10,588	12,464

Shire of Donnybrook Balingup

Asset Management Plan - Buildings
2023/24

SUMMARY
Expenditure - Capital Renewal

	0 Backlog 2023/24	1 2023/24	2 2024/25	3 2025/26	4 2026/27	5 2027/28	6 2028/29	7 2029/30	8 2030/31	9 2031/32	10 2032/33	11 2033/34	12 2034/35	13 2035/36	14 2036/37	15 2037/38
Aged Care																
Tuia Lodge	0	0	0	0	0	0	0	0	0	0	0	0	0	0	0	0
Storage Shed - Tuia Lodge	0	0	0	0	0	0	0	0	0	0	0	0	0	0	0	0
Langley Villas - Unit 1	0	63,631	0	0	0	0	0	0	0	0	0	0	0	0	0	0
Langley Villas - Unit 2	0	63,631	0	0	0	0	0	0	0	0	0	0	0	0	0	0
Langley Villas - Unit 3	0	63,631	0	0	0	0	0	0	0	0	0	0	0	0	0	0
Langley Villas - Unit 4	0	63,631	0	0	0	0	0	0	0	0	0	0	0	0	0	0
Langley Villas - Unit 5	0	63,631	0	0	0	0	0	0	0	0	0	0	0	0	0	0
Langley Villas - Unit 6	0	63,631	0	0	0	0	0	0	0	0	0	0	0	0	0	0
Langley Villas - Unit 7	0	63,631	0	0	0	0	0	0	0	0	0	0	0	0	0	0
Langley Villas - Unit 8	0	63,631	0	0	0	0	0	0	0	0	0	0	0	0	0	0
Langley Villas - Unit 9	0	63,631	0	0	0	0	0	0	0	0	0	0	0	0	0	0
Langley Villas - Communal Spaces & Storage Shed	0	0	0	0	0	0	0	0	0	0	0	0	0	0	0	77,898
Preston Village - Community Centre	0	0	8,699	0	281	0	0	0	0	10,699	0	0	0	0	378	0
Preston Village - Unit 1	0	4,635	0	1,672	0	0	0	8,280	0	1,996	0	0	0	0	0	2,384
Preston Village - Unit 2	0	4,635	1,697	0	0	0	8,120	0	2,027	0	0	0	0	0	2,420	0
Preston Village - Unit 3	0	0	1,697	0	0	0	8,120	0	2,027	0	0	0	6,416	0	2,420	0
Preston Village - Unit 4	0	0	0	1,672	0	0	0	0	0	10,780	0	0	0	0	0	9,395
Preston Village - Unit 5	0	0	0	1,672	0	0	0	8,280	0	1,996	0	0	0	0	6,807	2,384
Preston Village - Unit 6	0	0	0	1,672	0	0	0	8,280	0	1,996	0	0	0	0	0	9,395
Preston Village - Unit 7	0	0	0	1,672	0	0	0	8,280	0	1,996	0	0	0	0	0	9,395
Preston Village - Unit 8	0	4,635	0	1,672	0	0	0	8,280	0	1,996	0	0	0	0	0	2,384
Preston Village - Unit 9	0	4,635	0	1,672	0	0	0	8,280	0	1,996	0	0	0	0	0	2,384
Preston Village - Unit 10	0	4,635	0	1,672	0	0	0	8,280	0	1,996	0	0	0	0	0	2,384
Preston Village - Unit 11	0	4,635	0	1,672	0	0	0	8,280	0	1,996	0	0	0	0	0	2,384
Preston Village - Unit 12	0	0	0	1,672	0	5,217	0	8,280	0	1,996	0	0	0	0	0	2,384
Preston Village - Unit 13	0	0	0	1,672	0	5,217	0	8,280	0	1,996	0	0	0	0	0	2,384
Preston Village - Shed	0	0	0	0	0	0	0	0	0	0	0	0	0	0	0	0
Minninup Cottages - Unit 1	0	63,631	0	0	0	0	0	0	0	0	0	0	0	0	0	0
Minninup Cottages - Unit 2	0	63,631	0	0	0	0	0	0	0	0	0	0	0	0	0	0
Minninup Cottages - Unit 3	0	63,631	0	0	0	0	0	0	0	0	0	0	0	0	0	0
Minninup Cottages - Unit 4	0	63,631	0	0	0	0	0	0	0	0	0	0	0	0	0	0
Minninup Cottages - Units 5 - 8	0	254,524	0	0	0	0	0	0	0	0	0	0	0	0	0	0
Minninup Cottages - Units 9 - 10	0	127,263	0	0	0	0	0	0	0	0	0	0	0	0	0	0
Minninup Cottages - Units 11 - 12	0	127,263	0	0	0	0	0	0	0	0	0	0	0	0	0	0
Minninup Cottages - Car Ports	0	0	0	0	0	0	0	0	0	0	0	0	0	0	0	0
Minninup Cottages - External	0	0	0	0	0	0	0	0	0	0	0	0	0	0	0	0

Shire of Donnybrook Balingup

Asset Management Plan - Buildings
2023/24

SUMMARY
Expenditure - Capital Renewal

	0 Backlog 2023/24	1 2023/24	2 2024/25	3 2025/26	4 2026/27	5 2027/28	6 2028/29	7 2029/30	8 2030/31	9 2031/32	10 2032/33	11 2033/34	12 2034/35	13 2035/36	14 2036/37	15 2037/38
Emergency Services																
SES Depot - Donnybrook	0	0	0	34,323	0	0	25,075	0	6,651	0	0	0	0	46,127	0	0
VBFB Station - Lowden	0	0	0	0	0	0	0	0	0	0	0	0	0	0	0	0
VBFB Station - Mullalyup	0	0	0	0	0	0	0	0	0	0	0	0	0	0	0	0
VBFB Station - Mumballup	0	0	0	0	0	0	0	0	0	0	0	0	0	0	0	0
VBFB Station - Balingup	0	10,506	0	6,687	0	0	0	0	20,674	0	0	0	0	8,987	0	15,891
VBFB Station - Thomson Brook	0	0	0	0	0	6,028	0	0	0	0	0	0	0	0	0	0
VBFB & Ambulance Station - Kirup	0	0	0	0	0	0	0	0	0	0	0	0	0	0	0	0
VBFB Station - Upper Capel	0	0	0	0	0	0	0	0	0	0	0	0	0	0	0	0
VBFB Station - Munro	0	0	0	0	0	0	0	0	0	0	0	0	0	0	0	0
VBFB Station - Ferndale / Stirling Park	0	0	0	0	0	0	0	0	0	0	0	0	0	0	0	0
VBFB Station - Argyle / Irishtown	0	0	0	0	0	0	0	0	0	0	0	0	0	0	0	0
VBFB Station - Noggerup	0	0	0	0	0	0	0	0	0	0	0	0	0	0	0	0
VBFB Station - Beelerup	0	0	0	0	0	0	0	0	0	0	0	0	0	0	0	0
Depots																
Depot - Donnybrook	0	18,231	0	0	0	0	0	0	0	0	0	0	0	0	0	0
Depot - Donnybrook - Hazchem 1	0	0	0	0	0	0	0	0	0	0	0	0	0	0	0	0
Depot - Donnybrook - Hazchem 2	0	0	0	0	0	0	0	0	0	0	0	0	0	0	0	0
Depot - Donnybrook - Oil Disposal Shelter	0	0	0	0	0	0	0	0	0	0	0	0	0	0	0	0
Depot - Balingup	0	3,090	0	0	0	0	0	0	0	0	4,838	0	0	0	0	0
Depot - Victory Lane	38,866	0	0	0	0	0	0	0	0	0	0	0	0	0	0	39,585
Waste Management																
Refuse Site - Machinery Shed	0	0	0	0	0	0	0	0	0	0	0	0	0	0	0	0
Refuse Site - Materials Storage (Recycle) Shed	0	0	0	0	0	0	0	0	0	0	0	0	0	0	0	0
Transfer Station - Balingup - Office	0	0	0	0	0	0	0	0	0	0	0	0	0	0	0	0
Transfer Station - Donnybrook	0	0	0	0	0	0	0	0	0	0	0	0	0	0	0	0
Administration Centres																
Administration Centre - Donnybrook	0	0	0	11,801	14,632	0	0	9,987	11,401	0	9,407	13,842	101,229	7,343	39,509	2,493
Council Chambers - (Church)	5,000	0	0	0	9,184	0	0	0	10,134	0	6,720	11,295	0	0	7,563	0
Administration Sub Centre - Donnybrook Main Street	0	0	0	0	0	0	0	0	0	0	0	20,764	0	0	0	0

Shire of Donnybrook Balingup

Asset Management Plan - Buildings
2023/24

SUMMARY
Expenditure - Capital Renewal

	0 Backlog 2023/24	1 2023/24	2 2024/25	3 2025/26	4 2026/27	5 2027/28	6 2028/29	7 2029/30	8 2030/31	9 2031/32	10 2032/33	11 2033/34	12 2034/35	13 2035/36	14 2036/37	15 2037/38
Sport & Recreation																
Donnybrook Tennis Club - Shed	0	0	0	0	0	0	0	0	0	0	0	0	0	0	0	0
Donnybrook Recreation Centre	0	169,744	175,579	56,964	146,372	497,387	236,721	27,691	140,206	155,294	132,779	80,286	31,823	98,950	51,383	3,318
Donnybrook Recreation Centre - Rear Shed	0	0	0	0	0	0	0	0	0	0	0	0	0	0	0	0
Balingup Recreation Centre	0	0	0	73,417	0	362,772	0	27,309	0	39,632	0	0	0	0	67,809	11,373
Balingup Recreation Centre - Storage Shed	0	0	0	0	0	0	0	0	0	0	0	0	0	0	0	0
Balingup Soccer Pavilion	0	0	0	0	0	0	0	0	0	0	0	0	0	0	0	0
VC Mitchell Park - Changerooms	0	0	0	0	0	0	0	0	0	0	0	0	0	0	0	0
VC Mitchell Park - Multi Purpose Clubrooms & Function Cent	0	0	0	0	0	0	0	0	0	0	0	0	0	0	0	0
Kirup Recreation Changerooms	0	0	0	0	0	0	0	12,299	0	0	0	0	14,258	0	15,126	0
Jim McDonald Oval - Shed	0	0	0	0	0	0	0	0	0	0	0	0	0	0	0	0
Donnybrook Tennis Clubrooms	0	0	0	0	0	0	0	0	0	0	0	0	0	0	0	0
Egan Park - Pump Track Clubrooms	0	0	0	0	799	0	2,448	0	0	926	0	0	10,693	3,010	16,200	0
Egan Park - Cricket Pavilion	0	0	0	11,474	0	0	0	0	0	0	2,822	0	0	15,420	0	0
Egan Park - Storage Shed (Apple Festival)	0	0	0	0	0	0	0	0	0	0	0	0	0	0	0	0
Egan Park - Transit Park Shelter	0	0	0	0	0	696	0	0	0	0	806	0	0	0	0	935
Egan Park - Incinerator Shed	0	0	0	0	0	0	0	0	0	0	0	0	0	0	0	0
Brookhampton Horsemans Clubrooms	0	0	0	0	0	0	0	0	0	0	0	0	0	0	0	0
Balingup Oval - Shed	0	0	0	0	0	0	0	0	0	0	0	0	0	0	0	0
Other																
Dental Surgery	2,073	0	0	0	0	0	0	0	0	0	0	0	0	0	0	23,370
Medical Centre	0	21,115	0	0	29,826	0	0	0	0	0	0	37,374	0	0	0	0
Commercial Premises (Bendigo Bank)	0	0	0	0	34,891	0	0	1,291	0	0	6,988	0	5,846	0	0	0
Commercial Premises (Bendigo Bank) - Shed	0	0	0	0	0	0	0	0	0	0	0	0	0	0	0	0
Goods Shed - Donnybrook	0	0	0	5,464	11,255	20,867	0	0	135,544	0	13,439	0	25,664	62,413	0	0
Donnybrook Library	0	0	0	0	0	0	0	0	0	0	0	0	0	0	0	0
Donnybrook Museum Shed	0	0	0	0	0	0	0	0	912	0	0	0	0	0	0	0
Donnybrook Railway Station	0	0	0	0	0	37,676	0	0	0	0	0	0	34,218	0	0	0
Dog Pound	4,500	0	0	0	0	0	0	5,534	0	0	0	0	0	0	6,807	0
Cat Pound	6,000	0	0	0	0	1,739	0	4,305	0	0	2,016	0	0	0	5,294	3,895
Lions Club - Donnybrook	0	0	0	0	0	0	0	0	0	0	0	0	0	0	0	0
Vacant Building - Lot 322, 1 Bentley Street, Donnybrook	0	0	0	0	0	0	0	0	0	0	0	0	0	0	0	0
Donnybrook Health Precinct Development	0	0	0	0	0	0	0	0	0	0	0	0	0	0	0	0
TOTAL EXPENDITURE - CAPITAL RENEWAL	**109,659**	**1,885,426**	**293,678**	**225,077**	**336,099**	**1,056,075**	**296,125**	**251,212**	**395,828**	**355,899**	**249,901**	**297,242**	**407,939**	**411,131**	**426,744**	**410,288**

Shire of Donnybrook Balingup

Asset Management Plan - Buildings
2023/24

BUILDING RESERVE FUND SUMMARY

	0 Backlog 2023/24	1 2023/24	2 2024/25	3 2025/26	4 2026/27	5 2027/28	6 2028/29	7 2029/30	8 2030/31	9 2031/32	10 2032/33	11 2033/34	12 2034/35	13 2035/36	14 2036/37	15 2037/38
RESERVE																
Public Halls & Community Centres																
Public Hall - Donnybrook	0	1,030	31,583	0	0	35,474	0	0	6,461	0	0	7,060	87,114	0	23,143	0
Public Hall - Noggerup	0	15,862	0	0	42,544	0	3,702	0	12,921	0	0	18,687	0	0	12,554	15,891
Public Hall - Balingup (and Library)	0	30,900	0	0	31,627	0	0	0	0	0	0	88,729	0	0	0	0
Public Hall - Kirup	0	81,164	0	0	0	17,389	0	0	25,335	0	0	0	0	0	0	31,159
Public Hall - Brookhampton	0	70,600	0	0	0	0	0	24,964	0	0	6,854	12,284	0	0	30,703	0
Public Hall - (Supper Hall) Brookhampton	0	0	0	0	0	0	0	0	0	0	0	0	0	0	0	0
Public Hall - Newlands	53,220	0	0	0	0	0	0	12,545	0	0	1,411	0	0	0	43,563	0
Public Hall - Yabberup (and Tennis Shed)	0	0	19,627	0	0	0	0	0	0	6,915	0	0	0	0	0	0
Scout Hall - Donnybrook	0	0	34,957	0	0	0	0	0	0	13,700	0	0	0	0	0	0
Scout Hall - Shed 1	0	0	0	0	0	0	0	0	0	0	0	0	0	0	0	0
Scout Hall - Shed 2	0	0	0	0	0	0	0	0	0	0	0	0	0	0	0	0
Community Centre & Infant Health Clinic - Dor	0	0	0	0	9,060	0	0	7,441	0	0	0	0	0	0	21,706	15,704
Community Resource Centre - Donnybrook	0	20,600	0	0	0	15,186	0	0	0	0	28,222	0	18,677	0	0	0
Community Centre - Balingup	0	0	0	0	0	0	0	0	0	0	0	0	0	0	0	0
Men's Shed - Egan Park	0	0	0	6,556	0	6,956	0	0	0	0	8,063	0	0	0	0	0
Men's Shed Workshop & Ablutions - Egan Park	0	0	0	0	0	0	0	0	0	0	0	0	0	0	0	0
Balingup Oval - Shed	0	0	0	0	0	0	0	0	0	0	0	0	0	0	0	0
Public Conveniences																
Public Toilets - Donnybrook Hall External	0	5,150	0	0	0	0	0	0	0	0	0	0	0	0	0	0
Public Toilets - Ayres Gardens Precinct	0	0	0	0	0	6,956	0	0	0	0	0	0	8,555	139,511	0	0
Public Toilets - Vin Farley Park	0	0	0	0	0	0	0	7,379	0	0	0	0	0	0	54,453	0
Public Toilets - Balingup Village Green	0	51,500	0	0	0	0	0	0	11,401	0	0	0	0	0	0	91,920
Public Toilets - Kirup	0	0	0	0	5,628	0	0	0	0	0	0	6,921	0	29,371	0	0
Public Toilets - Mullalyup	0	0	0	0	0	4,057	0	0	0	0	0	0	22,099	0	0	0
Public Toilets - Donnybrook Cemetery	0	0	0	0	0	0	0	6,764	0	0	0	0	0	0	8,319	0
Public Toilets - Apex Park	0	0	9,230	0	0	0	0	0	0	6,654	0	0	0	0	0	0
Public Toilets - Apple Funpark	0	0	10,609	0	0	0	0	12,299	0	91,334	0	0	14,258	0	0	0
Public Toilets - Balingup Community Centre	0	0	0	0	0	5,796	0	0	10,134	0	0	0	7,129	0	0	0
Public Toilets - Balingup Oval	0	0	0	0	0	0	11,941	0	0	0	0	0	14,258	0	0	0
Public Toilets - Brookhampton Horsemans Clut	0	0	0	0	0	0	0	0	0	0	0	0	0	0	0	0
Ablutions - Egan Park Transit Park	0	21,867	0	0	0	17,389	0	0	0	0	14,783	0	5,703	0	0	17,138
Ablutions - Balingup Transit Park	0	0	0	0	0	9,274	0	8,609	0	0	10,751	0	0	0	10,588	12,464

Shire of Donnybrook Balingup

Asset Management Plan - Buildings
2023/24

BUILDING RESERVE FUND SUMMARY

	0 Backlog 2023/24	1 2023/24	2 2024/25	3 2025/26	4 2026/27	5 2027/28	6 2028/29	7 2029/30	8 2030/31	9 2031/32	10 2032/33	11 2033/34	12 2034/35	13 2035/36	14 2036/37	15 2037/38
Aged Care																
Tuia Lodge	0	0	0	0	0	0	0	0	0	0	0	0	0	0	0	0
Storage Shed - Tuia Lodge	0	0	0	0	0	0	0	0	0	0	0	0	0	0	0	0
Langley Villas - Unit 1	0	0	0	0	0	0	0	0	0	0	0	0	0	0	0	0
Langley Villas - Unit 2	0	0	0	0	0	0	0	0	0	0	0	0	0	0	0	0
Langley Villas - Unit 3	0	0	0	0	0	0	0	0	0	0	0	0	0	0	0	0
Langley Villas - Unit 4	0	0	0	0	0	0	0	0	0	0	0	0	0	0	0	0
Langley Villas - Unit 5	0	0	0	0	0	0	0	0	0	0	0	0	0	0	0	0
Langley Villas - Unit 6	0	0	0	0	0	0	0	0	0	0	0	0	0	0	0	0
Langley Villas - Unit 7	0	0	0	0	0	0	0	0	0	0	0	0	0	0	0	0
Langley Villas - Unit 8	0	0	0	0	0	0	0	0	0	0	0	0	0	0	0	0
Langley Villas - Unit 9	0	0	0	0	0	0	0	0	0	0	0	0	0	0	0	0
Langley Villas - Communal Spaces & Storage Sh	0	0	0	0	0	0	0	0	0	0	0	0	0	0	0	0
Preston Village - Community Centre	0	0	0	0	0	0	0	0	0	0	0	0	0	0	0	0
Preston Village - Unit 1	0	0	0	0	0	0	0	0	0	0	0	0	0	0	0	0
Preston Village - Unit 2	0	0	0	0	0	0	0	0	0	0	0	0	0	0	0	0
Preston Village - Unit 3	0	0	0	0	0	0	0	0	0	0	0	0	0	0	0	0
Preston Village - Unit 4	0	0	0	0	0	0	0	0	0	0	0	0	0	0	0	0
Preston Village - Unit 5	0	0	0	0	0	0	0	0	0	0	0	0	0	0	0	0
Preston Village - Unit 6	0	0	0	0	0	0	0	0	0	0	0	0	0	0	0	0
Preston Village - Unit 7	0	0	0	0	0	0	0	0	0	0	0	0	0	0	0	0
Preston Village - Unit 8	0	0	0	0	0	0	0	0	0	0	0	0	0	0	0	0
Preston Village - Unit 9	0	0	0	0	0	0	0	0	0	0	0	0	0	0	0	0
Preston Village - Unit 10	0	0	0	0	0	0	0	0	0	0	0	0	0	0	0	0
Preston Village - Unit 11	0	0	0	0	0	0	0	0	0	0	0	0	0	0	0	0
Preston Village - Unit 12	0	0	0	0	0	0	0	0	0	0	0	0	0	0	0	0
Preston Village - Unit 13	0	0	0	0	0	0	0	0	0	0	0	0	0	0	0	0
Preston Village - Shed	0	0	0	0	0	0	0	0	0	0	0	0	0	0	0	0
Minninup Cottages - Unit 1	0	0	0	0	0	0	0	0	0	0	0	0	0	0	0	0
Minninup Cottages - Unit 2	0	0	0	0	0	0	0	0	0	0	0	0	0	0	0	0
Minninup Cottages - Unit 3	0	0	0	0	0	0	0	0	0	0	0	0	0	0	0	0
Minninup Cottages - Unit 4	0	0	0	0	0	0	0	0	0	0	0	0	0	0	0	0
Minninup Cottages - Units 5 - 8	0	0	0	0	0	0	0	0	0	0	0	0	0	0	0	0
Minninup Cottages - Units 9 - 10	0	0	0	0	0	0	0	0	0	0	0	0	0	0	0	0
Minninup Cottages - Units 11 - 12	0	0	0	0	0	0	0	0	0	0	0	0	0	0	0	0
Minninup Cottages - Car Ports	0	0	0	0	0	0	0	0	0	0	0	0	0	0	0	0
Minninup Cottages - External	0	0	0	0	0	0	0	0	0	0	0	0	0	0	0	0

Shire of Donnybrook Balingup

Asset Management Plan - Buildings
2023/24

BUILDING RESERVE FUND SUMMARY

	0 Backlog 2023/24	1 2023/24	2 2024/25	3 2025/26	4 2026/27	5 2027/28	6 2028/29	7 2029/30	8 2030/31	9 2031/32	10 2032/33	11 2033/34	12 2034/35	13 2035/36	14 2036/37	15 2037/38
Emergency Services																
Vacant Building - Lot 322, 1 Bentley Street, Dor	0	0	0	0	0	0	0	0	0	0	0	0	0	0	0	0
SES Depot - Donnybrook	0	0	0	0	0	0	0	0	0	0	0	0	0	0	0	0
VBFB Station - Lowden	0	0	0	0	0	0	0	0	0	0	0	0	0	0	0	0
VBFB Station - Mullalyup	0	0	0	0	0	0	0	0	0	0	0	0	0	0	0	0
VBFB Station - Mumballup	0	0	0	0	0	0	0	0	0	0	0	0	0	0	0	0
VBFB Station - Balingup	0	0	0	0	0	0	0	0	0	0	0	0	0	0	0	0
VBFB Station - Thomson Brook	0	0	0	0	0	0	0	0	0	0	0	0	0	0	0	0
VBFB & Ambulance Station - Kirup	0	0	0	0	0	0	0	0	0	0	0	0	0	0	0	0
VBFB Station - Upper Capel	0	0	0	0	0	0	0	0	0	0	0	0	0	0	0	0
VBFB Station - Munro	0	0	0	0	0	0	0	0	0	0	0	0	0	0	0	0
VBFB Station - Ferndale / Stirling Park	0	0	0	0	0	0	0	0	0	0	0	0	0	0	0	0
VBFB Station - Argyle / Irishtown	0	190,436	0	0	0	0	0	0	0	0	0	0	0	0	0	0
VBFB Station - Noggerup	0	0	0	0	0	0	0	0	0	0	0	0	0	0	0	0
VBFB Station - Beelerup	0	0	0	0	0	0	0	0	0	0	0	0	0	0	0	0
Depots																
Depot - Donnybrook	0	18,231	0	0	0	0	0	0	0	0	0	0	0	0	0	0
Depot - Donnybrook - Hazchem 1	0	0	0	0	0	0	0	0	0	0	0	0	0	0	0	0
Depot - Donnybrook - Hazchem 2	0	0	0	0	0	0	0	0	0	0	0	0	0	0	0	0
Depot - Donnybrook - Oil Disposal Shelter	0	0	0	0	0	0	0	0	0	0	0	0	0	0	0	0
Depot - Balingup	0	3,090	0	0	0	0	0	0	0	0	4,838	0	0	0	0	0
Depot - Victory Lane	38,866	0	0	0	0	0	0	0	0	0	0	0	0	0	0	39,585

Shire of Donnybrook Balingup

Asset Management Plan - Buildings
2023/24

BUILDING RESERVE FUND SUMMARY

	0 Backlog 2023/24	1 2023/24	2 2024/25	3 2025/26	4 2026/27	5 2027/28	6 2028/29	7 2029/30	8 2030/31	9 2031/32	10 2032/33	11 2033/34	12 2034/35	13 2035/36	14 2036/37	15 2037/38
Waste Management																
Refuse Site - Machinery Shed	0	0	0	0	0	0	0	0	0	0	0	0	0	0	0	0
Refuse Site - Materials Storage (Recycle) Shed	0	0	0	0	0	0	0	0	0	0	0	0	0	0	0	0
Transfer Station - Balingup - Office	0	0	0	0	0	0	0	0	0	0	0	0	0	0	0	0
Transfer Station - Donnybrook	0	0	0	0	0	0	0	0	0	0	0	0	0	0	0	0
Administration Centres																
Administration Centre - Donnybrook	0	41,200	0	121,074	14,632	0	0	9,987	11,401	0	9,407	13,842	101,229	7,343	39,509	2,493
Council Chambers - (Church)	5,000	0	0	0	9,184	0	0	0	10,134	0	6,720	11,295	0	0	7,563	0
Administration Sub Centre - Donnybrook Main	0	0	0	0	0	0	0	0	0	0	0	20,764	0	0	0	0
Sport & Recreation																
Donnybrook Tennis Club - Shed	0	0	0	0	0	0	0	0	0	0	0	0	0	0	0	0
Donnybrook Recreation Centre	0	169,744	175,579	56,964	146,372	19,766	236,721	27,691	140,206	155,294	132,779	80,286	31,823	98,950	51,383	3,318
Donnybrook Recreation Centre - Rear Shed	0	0	0	0	0	0	0	0	0	0	0	0	0	0	0	0
Balingup Recreation Centre	0	0	0	73,417	0	362,772	0	27,309	0	39,632	0	0	0	0	67,809	11,373
Balingup Recreation Centre - Storage Shed	0	0	0	0	0	0	0	0	0	0	0	0	0	0	0	0
Balingup Soccer Pavilion	0	0	0	0	0	0	0	0	0	0	0	0	0	0	0	0
VC Mitchell Park - Changerooms	0	0	0	0	0	0	0	0	0	0	0	0	0	0	0	0
VC Mitchell Park - Multi Purpose Clubrooms &	0	0	0	0	0	0	0	0	0	0	0	0	0	0	0	0
Kirup Recreation Changerooms	0	0	0	0	0	0	0	12,299	0	0	0	0	14,258	0	15,126	0
Jim McDonald Oval - Shed	0	0	0	0	0	0	0	0	0	0	0	0	0	0	0	0
Donnybrook Tennis Clubrooms	0	0	0	0	0	0	0	0	0	0	0	0	0	0	0	0
Egan Park - Cricket Pavilion	0	0	0	11,474	0	0	0	0	0	0	2,822	0	0	15,420	0	0
Egan Park - Pump Track Clubrooms	0	0	0	0	799	0	2,448	0	0	926	0	0	10,693	3,010	16,200	0
Egan Park - Storage Shed (Apple Festival)	0	0	0	0	0	0	0	0	0	0	0	0	0	0	0	0
Egan Park - Transit Park Shelter	0	0	0	0	0	696	0	0	0	0	806	0	0	0	0	935
Egan Park - Incinerator Shed	0	0	0	0	0	0	0	0	0	0	0	0	0	0	0	0
Brookhampton Horsemans Clubrooms	0	0	0	0	0	0	0	0	0	0	0	0	0	0	0	0

Shire of Donnybrook Balingup

Asset Management Plan - Buildings
2023/24

BUILDING RESERVE FUND SUMMARY

	0 Backlog 2023/24	1 2023/24	2 2024/25	3 2025/26	4 2026/27	5 2027/28	6 2028/29	7 2029/30	8 2030/31	9 2031/32	10 2032/33	11 2033/34	12 2034/35	13 2035/36	14 2036/37	15 2037/38
Other																
Dental Surgery	2,073	0	0	0	0	0	0	0	0	0	0	0	0	0	0	23,370
Medical Centre	0	21,115	0	0	29,826	0	0	0	0	0	0	37,374	0	0	0	0
Commercial Premises (Bendigo Bank)	0	0	0	0	34,891	0	0	1,291	0	0	6,988	0	5,846	0	0	0
Commercial Premises (Bendigo Bank) - Shed	0	0	0	0	0	0	0	0	0	0	0	0	0	0	0	0
Goods Shed - Donnybrook	0	0	0	5,464	11,255	20,867	0	0	135,544	0	13,439	0	25,664	62,413	0	0
Donnybrook Library	0	0	0	0	0	0	0	0	0	0	0	0	0	0	0	0
Donnybrook Museum Shed	0	0	0	0	0	0	0	0	912	0	0	0	0	0	0	0
Donnybrook Railway Station	0	0	0	0	0	37,676	0	0	0	0	0	0	34,218	0	0	0
Dog Pound	4,500	0	0	0	0	0	0	5,534	0	0	0	0	0	0	6,807	0
Cat Pound	6,000	0	0	0	0	1,739	0	4,305	0	0	2,016	0	0	0	5,294	3,895
Lions Club - Donnybrook	0	0	0	0	0	0	0	0	0	0	0	0	0	0	0	0
Donnybrook Health Precinct Development	0	0	0	0	0	0	0	0	0	0	0	0	0	0	0	0
TOTAL RESERVE FUNDS REQUIRED	**109,659**	**742,489**	**281,584**	**274,949**	**335,818**	**561,993**	**254,811**	**168,417**	**364,450**	**314,457**	**249,901**	**297,243**	**401,523**	**356,017**	**414,719**	**269,245**
Annual Reserve Transfer Allocation		550,000	365,000	365,000	365,000	350,000	350,000	350,000	350,000	350,000	350,000	350,000	350,000	350,000	350,000	350,000
Interest Earnings		0	0	0	0	0	0	0	0	0	0	0	0	0	0	0
RESERVE FUND BALANCE		**12,817**	**96,233**	**186,284**	**215,466**	**3,473**	**98,662**	**280,245**	**265,796**	**301,339**	**401,438**	**454,195**	**402,672**	**396,656**	**331,937**	**412,692**

Shire of Donnybrook Balingup

Asset Management Plan - Buildings
2023/24

BUILDING RESERVE FUND SUMMARY

	0 Backlog 2023/24	1 2023/24	2 2024/25	3 2025/26	4 2026/27	5 2027/28	6 2028/29	7 2029/30	8 2030/31	9 2031/32	10 2032/33	11 2033/34	12 2034/35	13 2035/36	14 2036/37	15 2037/38

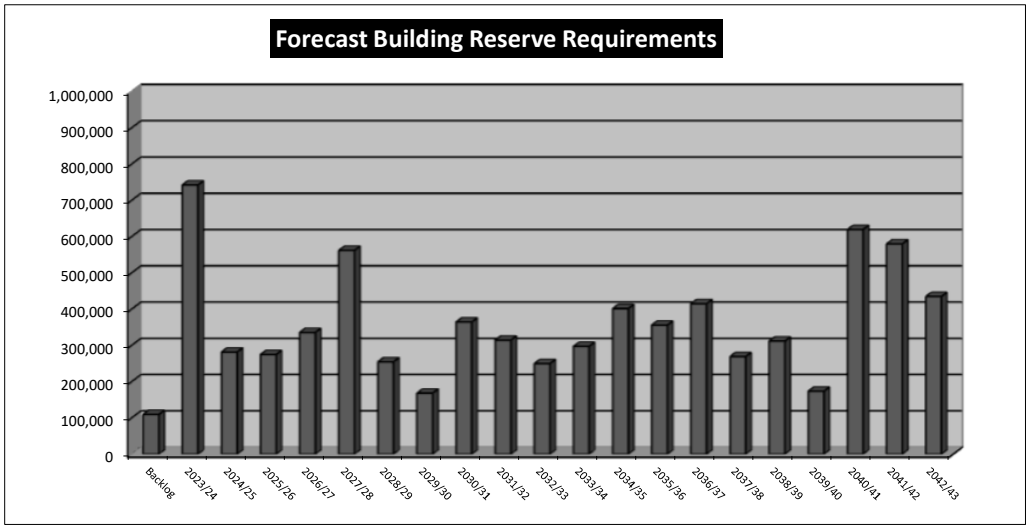

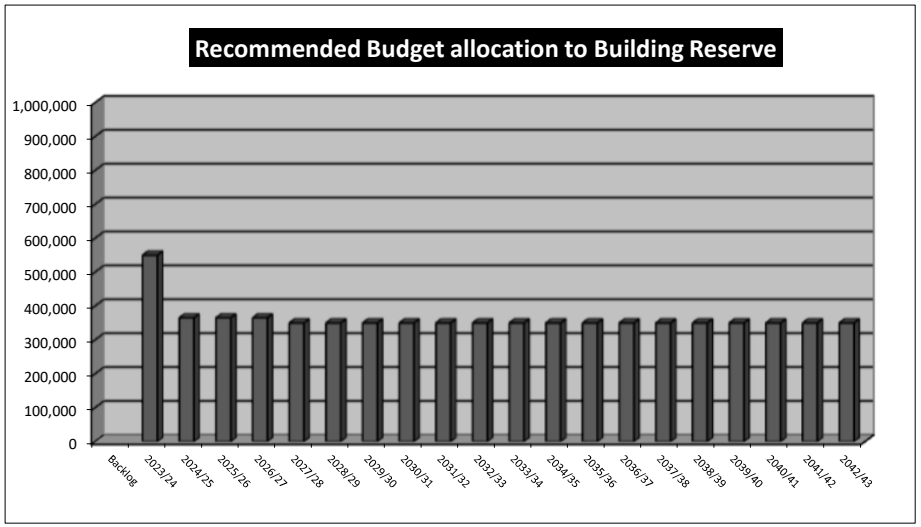

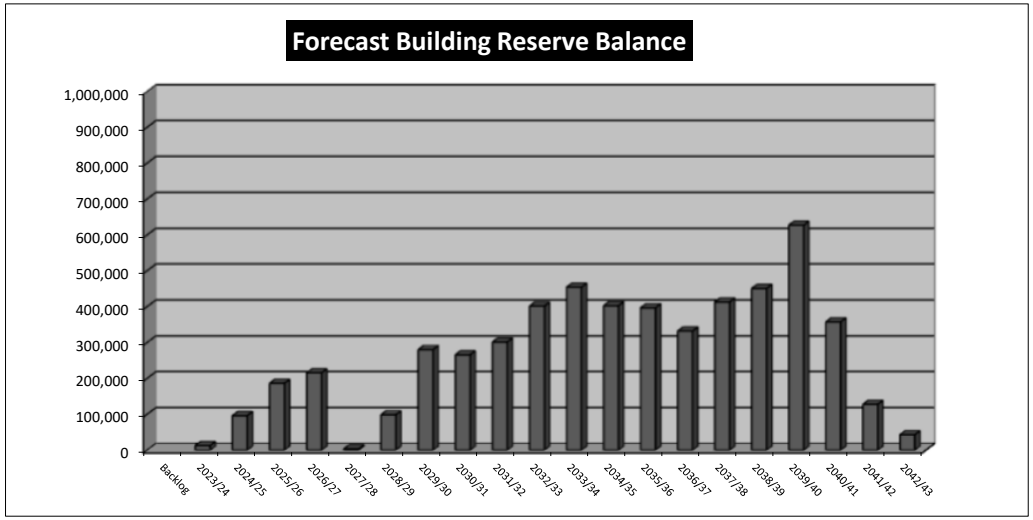

Shire of Donnybrook Balingup

Asset Management Plan - Buildings
2023/24

BORROWINGS SUMMARY

	0 Backlog 2023/24	1 2023/24	2 2024/25	3 2025/26	4 2026/27	5 2027/28	6 2028/29	7 2029/30	8 2030/31	9 2031/32	10 2032/33	11 2033/34	12 2034/35	13 2035/36	14 2036/37	15 2037/38
Borrowings																
Public Halls & Community Centres																
Public Hall - Donnybrook	0	0	0	0	0	0	0	0	0	0	0	0	0	0	0	0
Public Hall - Noggerup	0	0	0	0	0	0	0	0	0	0	0	0	0	0	0	0
Public Hall - Balingup (and Library)	0	0	0	0	0	0	0	0	0	0	0	0	0	0	0	0
Public Hall - Kirup	0	0	0	0	0	0	0	0	0	0	0	0	0	0	0	0
Public Hall - Brookhampton	0	0	0	0	0	0	0	0	0	0	0	0	0	0	0	0
Public Hall - (Supper Hall) Brookhampton	0	0	0	0	0	0	0	0	0	0	0	0	0	0	0	0
Public Hall - Newlands	0	0	0	0	0	0	0	0	0	0	0	0	0	0	0	0
Public Hall - Yabberup (and Tennis Shed)	0	0	0	0	0	0	0	0	0	0	0	0	0	0	0	0
Scout Hall - Donnybrook	0	0	0	0	0	0	0	0	0	0	0	0	0	0	0	0
Scout Hall - Shed 1	0	0	0	0	0	0	0	0	0	0	0	0	0	0	0	0
Scout Hall - Shed 2	0	0	0	0	0	0	0	0	0	0	0	0	0	0	0	0
Community Centre & Infant Health Clinic - Donnybro	0	0	0	0	0	0	0	0	0	0	0	0	0	0	0	0
Community Resource Centre - Donnybrook	0	0	0	0	0	0	0	0	0	0	0	0	0	0	0	0
Community Centre - Balingup	0	0	0	0	0	0	0	0	0	0	0	0	0	0	0	0
Men's Shed - Egan Park	0	0	0	0	0	0	0	0	0	0	0	0	0	0	0	0
Men's Shed Workshop & Ablutions - Egan Park	0	0	0	0	0	0	0	0	0	0	0	0	0	0	0	0
Public Conveniences																
Public Toilets - Donnybrook Hall External	0	0	0	0	0	0	0	0	0	0	0	0	0	0	0	0
Public Toilets - Ayres Gardens Precinct	0	0	0	0	0	0	0	0	0	0	0	0	0	0	0	0
Public Toilets - Vin Farley Park	0	0	0	0	0	0	0	0	0	0	0	0	0	0	0	0
Public Toilets - Balingup Village Green	0	0	0	0	0	0	0	0	0	0	0	0	0	0	0	0
Public Toilets - Kirup	0	0	0	0	0	0	0	0	0	0	0	0	0	0	0	0
Public Toilets - Mullalyup	0	0	0	0	0	0	0	0	0	0	0	0	0	0	0	0
Public Toilets - Donnybrook Cemetery	0	0	0	0	0	0	0	0	0	0	0	0	0	0	0	0
Public Toilets - Apex Park	0	0	0	0	0	0	0	0	0	0	0	0	0	0	0	0
Public Toilets - Apple Funpark	0	0	0	0	0	0	0	0	0	0	0	0	0	0	0	0
Public Toilets - Balingup Community Centre	0	0	0	0	0	0	0	0	0	0	0	0	0	0	0	0
Public Toilets - Balingup Oval	0	0	0	0	0	0	0	0	0	0	0	0	0	0	0	0
Public Toilets - Brookhampton Horsemans Club	0	0	0	0	0	0	0	0	0	0	0	0	0	0	0	0
Ablutions - Egan Park Transit Park	0	0	0	0	0	0	0	0	0	0	0	0	0	0	0	0
Ablutions - Balingup Transit Park	0	0	0	0	0	0	0	0	0	0	0	0	0	0	0	0

Shire of Donnybrook Balingup

Asset Management Plan - Buildings
2023/24

BORROWINGS SUMMARY

	0 Backlog 2023/24	1 2023/24	2 2024/25	3 2025/26	4 2026/27	5 2027/28	6 2028/29	7 2029/30	8 2030/31	9 2031/32	10 2032/33	11 2033/34	12 2034/35	13 2035/36	14 2036/37	15 2037/38
Aged Care																
Tuia Lodge	0	0	0	0	0	0	0	0	0	0	0	0	0	0	0	0
Storage Shed - Tuia Lodge	0	0	0	0	0	0	0	0	0	0	0	0	0	0	0	0
Langley Villas - Unit 1	0	0	0	0	0	0	0	0	0	0	0	0	0	0	0	0
Langley Villas - Unit 2	0	0	0	0	0	0	0	0	0	0	0	0	0	0	0	0
Langley Villas - Unit 3	0	0	0	0	0	0	0	0	0	0	0	0	0	0	0	0
Langley Villas - Unit 4	0	0	0	0	0	0	0	0	0	0	0	0	0	0	0	0
Langley Villas - Unit 5	0	0	0	0	0	0	0	0	0	0	0	0	0	0	0	0
Langley Villas - Unit 6	0	0	0	0	0	0	0	0	0	0	0	0	0	0	0	0
Langley Villas - Unit 7	0	0	0	0	0	0	0	0	0	0	0	0	0	0	0	0
Langley Villas - Unit 8	0	0	0	0	0	0	0	0	0	0	0	0	0	0	0	0
Langley Villas - Unit 9	0	0	0	0	0	0	0	0	0	0	0	0	0	0	0	0
Langley Villas - Communal Spaces & Storage Shed	0	0	0	0	0	0	0	0	0	0	0	0	0	0	0	0
Preston Village - Community Centre	0	0	0	0	0	0	0	0	0	0	0	0	0	0	0	0
Preston Village - Unit 1	0	0	0	0	0	0	0	0	0	0	0	0	0	0	0	0
Preston Village - Unit 2	0	0	0	0	0	0	0	0	0	0	0	0	0	0	0	0
Preston Village - Unit 3	0	0	0	0	0	0	0	0	0	0	0	0	0	0	0	0
Preston Village - Unit 4	0	0	0	0	0	0	0	0	0	0	0	0	0	0	0	0
Preston Village - Unit 5	0	0	0	0	0	0	0	0	0	0	0	0	0	0	0	0
Preston Village - Unit 6	0	0	0	0	0	0	0	0	0	0	0	0	0	0	0	0
Preston Village - Unit 7	0	0	0	0	0	0	0	0	0	0	0	0	0	0	0	0
Preston Village - Unit 8	0	0	0	0	0	0	0	0	0	0	0	0	0	0	0	0
Preston Village - Unit 9	0	0	0	0	0	0	0	0	0	0	0	0	0	0	0	0
Preston Village - Unit 10	0	0	0	0	0	0	0	0	0	0	0	0	0	0	0	0
Preston Village - Unit 11	0	0	0	0	0	0	0	0	0	0	0	0	0	0	0	0
Preston Village - Unit 12	0	0	0	0	0	0	0	0	0	0	0	0	0	0	0	0
Preston Village - Unit 13	0	0	0	0	0	0	0	0	0	0	0	0	0	0	0	0
Preston Village - Shed	0	0	0	0	0	0	0	0	0	0	0	0	0	0	0	0
Minninup Cottages - Unit 1	0	0	0	0	0	0	0	0	0	0	0	0	0	0	0	0
Minninup Cottages - Unit 2	0	0	0	0	0	0	0	0	0	0	0	0	0	0	0	0
Minninup Cottages - Unit 3	0	0	0	0	0	0	0	0	0	0	0	0	0	0	0	0
Minninup Cottages - Unit 4	0	0	0	0	0	0	0	0	0	0	0	0	0	0	0	0
Minninup Cottages - Units 5 - 8	0	0	0	0	0	0	0	0	0	0	0	0	0	0	0	0
Minninup Cottages - Units 9 - 10	0	0	0	0	0	0	0	0	0	0	0	0	0	0	0	0
Minninup Cottages - Units 11 - 12	0	0	0	0	0	0	0	0	0	0	0	0	0	0	0	0
Minninup Cottages - Car Ports	0	0	0	0	0	0	0	0	0	0	0	0	0	0	0	0
Minninup Cottages - External	0	0	0	0	0	0	0	0	0	0	0	0	0	0	0	0

Shire of Donnybrook Balingup

Asset Management Plan - Buildings
2023/24

BORROWINGS SUMMARY

	0 Backlog 2023/24	1 2023/24	2 2024/25	3 2025/26	4 2026/27	5 2027/28	6 2028/29	7 2029/30	8 2030/31	9 2031/32	10 2032/33	11 2033/34	12 2034/35	13 2035/36	14 2036/37	15 2037/38
Emergency Services																
Vacant Building - Lot 322, 1 Bentley Street, Donnybro	0	0	0	0	0	0	0	0	0	0	0	0	0	0	0	0
SES Depot - Donnybrook	0	0	0	0	0	0	0	0	0	0	0	0	0	0	0	0
VBFB Station - Lowden	0	0	0	0	0	0	0	0	0	0	0	0	0	0	0	0
VBFB Station - Mullalyup	0	0	0	0	0	0	0	0	0	0	0	0	0	0	0	0
VBFB Station - Mumballup	0	0	0	0	0	0	0	0	0	0	0	0	0	0	0	0
VBFB Station - Balingup	0	0	0	0	0	0	0	0	0	0	0	0	0	0	0	0
VBFB Station - Thomson Brook	0	0	0	0	0	0	0	0	0	0	0	0	0	0	0	0
VBFB & Ambulance Station - Kirup	0	0	0	0	0	0	0	0	0	0	0	0	0	0	0	0
VBFB Station - Upper Capel	0	0	0	0	0	0	0	0	0	0	0	0	0	0	0	0
VBFB Station - Munro	0	0	0	0	0	0	0	0	0	0	0	0	0	0	0	0
VBFB Station - Ferndale / Stirling Park	0	0	0	0	0	0	0	0	0	0	0	0	0	0	0	0
VBFB Station - Argyle / Irishtown	0	0	0	0	0	0	0	0	0	0	0	0	0	0	0	0
VBFB Station - Noggerup	0	0	0	0	0	0	0	0	0	0	0	0	0	0	0	0
VBFB Station - Beelerup	0	0	0	0	0	0	0	0	0	0	0	0	0	0	0	0
Depots																
Depot - Donnybrook	0	0	0	0	0	0	0	0	0	0	0	0	0	0	0	0
Depot - Donnybrook - Hazchem 1	0	0	0	0	0	0	0	0	0	0	0	0	0	0	0	0
Depot - Donnybrook - Hazchem 2	0	0	0	0	0	0	0	0	0	0	0	0	0	0	0	0
Depot - Donnybrook - Oil Disposal Shelter	0	0	0	0	0	0	0	0	0	0	0	0	0	0	0	0
Depot - Balingup	0	0	0	0	0	0	0	0	0	0	0	0	0	0	0	0
Depot - Victory Lane	0	0	0	0	0	0	0	0	0	0	0	0	0	0	0	0
Waste Management																
Refuse Site - Machinery Shed	0	0	0	0	0	0	0	0	0	0	0	0	0	0	0	0
Refuse Site - Materials Storage (Recycle) Shed	0	0	0	0	0	0	0	0	0	0	0	0	0	0	0	0
Transfer Station - Balingup - Office	0	0	0	0	0	0	0	0	0	0	0	0	0	0	0	0
Transfer Station - Donnybrook	0	0	0	0	0	0	0	1,331,418	0	0	0	0	0	0	0	0

Shire of Donnybrook Balingup

Asset Management Plan - Buildings
2023/24

BORROWINGS SUMMARY

	0 Backlog 2023/24	1 2023/24	2 2024/25	3 2025/26	4 2026/27	5 2027/28	6 2028/29	7 2029/30	8 2030/31	9 2031/32	10 2032/33	11 2033/34	12 2034/35	13 2035/36	14 2036/37	15 2037/38
Administration Centres																
Administration Centre - Donnybrook	0	0	0	0	0	2,261,654	0	0	0	0	0	0	0	0	0	0
Council Chambers - (Church)	0	0	0	0	0	0	0	0	0	0	0	0	0	0	0	0
Administration Sub Centre - Donnybrook Main Street	0	0	0	0	0	0	0	0	0	0	0	0	0	0	0	0
Sport & Recreation																
Donnybrook Tennis Club - Shed	0	0	0	0	0	0	0	0	0	0	0	0	0	0	0	0
Donnybrook Recreation Centre	0	0	0	0	0	0	0	0	0	0	0	0	0	0	0	0
Donnybrook Recreation Centre - Rear Shed	0	0	0	0	0	0	0	0	0	0	0	0	0	0	0	0
Balingup Recreation Centre	0	0	0	0	0	0	0	0	0	0	0	0	0	0	0	0
Balingup Recreation Centre - Storage Shed	0	0	0	0	0	0	0	0	0	0	0	0	0	0	0	0
Balingup Soccer Pavilion	0	0	0	0	0	0	0	0	0	0	0	0	0	0	0	0
VC Mitchell Park - Changerooms	0	0	0	0	0	0	0	0	0	0	0	0	0	0	0	0
VC Mitchell Park - Multi Purpose Clubrooms & Functi	0	2,900,000	0	0	0	0	0	0	0	0	0	0	0	0	0	0
Kirup Recreation Changerooms	0	0	0	0	0	0	0	0	0	0	0	0	0	0	0	0
Jim McDonald Oval - Shed	0	0	0	0	0	0	0	0	0	0	0	0	0	0	0	0
Donnybrook Tennis Clubrooms	0	0	0	0	0	0	0	0	0	0	0	0	0	0	0	0
Egan Park - Pump Track Clubrooms	0	0	0	0	0	0	0	0	0	0	0	0	0	0	0	0
Egan Park - Cricket Pavilion	0	0	0	0	0	0	0	0	0	0	0	0	0	0	0	0
Egan Park - Storage Shed (Apple Festival)	0	0	0	0	0	0	0	0	0	0	0	0	0	0	0	0
Egan Park - Transit Park Shelter	0	0	0	0	0	0	0	0	0	0	0	0	0	0	0	0
Egan Park - Incinerator Shed	0	0	0	0	0	0	0	0	0	0	0	0	0	0	0	0
Brookhampton Horsemans Clubrooms	0	0	0	0	0	0	0	0	0	0	0	0	0	0	0	0
Balingup Oval - Shed	0	0	0	0	0	0	0	0	0	0	0	0	0	0	0	0
Other																
Dental Surgery	0	0	0	0	0	0	0	0	0	0	0	0	0	0	0	0
Medical Centre	0	0	0	0	0	0	0	0	0	0	0	0	0	0	0	0
Commercial Premises (Bendigo Bank)	0	0	0	0	0	0	0	0	0	0	0	0	0	0	0	0
Commercial Premises (Bendigo Bank) - Shed	0	0	0	0	0	0	0	0	0	0	0	0	0	0	0	0
Goods Shed - Donnybrook	0	0	0	0	0	0	0	0	0	0	0	0	0	0	0	0
Donnybrook Library	0	0	0	0	0	0	0	0	0	0	0	0	0	0	0	0
Donnybrook Museum Shed	0	0	0	0	0	0	0	0	0	0	0	0	0	0	0	0
Donnybrook Railway Station	0	0	0	0	0	0	0	0	0	0	0	0	0	0	0	0
Dog Pound	0	0	0	0	0	0	0	0	0	0	0	0	0	0	0	0
Cat Pound	0	0	0	0	0	0	0	0	0	0	0	0	0	0	0	0
Lions Club - Donnybrook	0	0	0	0	0	0	0	0	0	0	0	0	0	0	0	0
Donnybrook Health Precinct Development	0	0	0	0	0	0	0	0	0	0	0	0	0	0	0	0
TOTAL NEW BORROWINGS REQUIRED	**0**	**2,900,000**	**0**	**0**	**0**	**2,261,654**	**0**	**1,331,418**	**0**	**0**	**0**	**0**	**0**	**0**	**0**	**0**

Shire of Donnybrook Balingup

Asset Management Plan - Buildings
2023/24

GRANTS SUMMARY

	0 Backlog 2023/24	1 2023/24	2 2024/25	3 2025/26	4 2026/27	5 2027/28	6 2028/29	7 2029/30	8 2030/31	9 2031/32	10 2032/33	11 2033/34	12 2034/35	13 2035/36	14 2036/37	15 2037/38
GRANTS																
Public Halls & Community Centres																
Public Hall - Donnybrook	0	0	0	0	0	0	0	0	0	0	0	0	0	0	0	0
Public Hall - Noggerup	0	0	0	0	0	0	0	0	0	0	0	0	0	0	0	0
Public Hall - Balingup (and Library)	0	0	0	0	0	0	0	0	0	0	0	0	0	0	0	0
Public Hall - Kirup	0	0	0	0	0	0	0	0	0	0	0	0	0	0	0	0
Public Hall - Brookhampton	0	0	0	0	0	0	0	0	0	0	0	0	0	0	0	0
Public Hall - (Supper Hall) Brookhampton	0	0	0	0	0	0	0	0	0	0	0	0	0	0	0	0
Public Hall - Newlands	0	0	0	0	0	0	0	0	0	0	0	0	0	0	0	0
Public Hall - Yabberup (and Tennis Shed)	0	0	0	0	0	0	0	0	0	0	0	0	0	0	0	0
Scout Hall - Donnybrook	0	0	0	0	0	0	0	0	0	0	0	0	0	0	0	0
Scout Hall - Shed 1	0	0	0	0	0	0	0	0	0	0	0	0	0	0	0	0
Scout Hall - Shed 2	0	0	0	0	0	0	0	0	0	0	0	0	0	0	0	0
Community Centre & Infant Health Clinic - Donnybroc	0	0	0	0	0	0	0	0	0	0	0	0	0	0	0	0
Community Resource Centre - Donnybrook	0	0	0	0	0	0	0	0	0	0	0	0	0	0	0	0
Community Centre - Balingup	0	0	0	0	0	0	0	0	0	0	0	0	0	0	0	0
Men's Shed - Egan Park	0	0	0	0	0	0	0	0	0	0	0	0	0	0	0	0
Men's Shed Workshop & Ablutions - Egan Park	0	0	0	0	0	0	0	0	0	0	0	0	0	0	0	0
Public Conveniences																
Public Toilets - Donnybrook Hall External	0	0	0	0	0	0	0	0	0	0	0	0	0	0	0	0
Public Toilets - Ayres Gardens Precinct	0	0	0	0	0	0	0	0	0	0	0	0	0	0	0	0
Public Toilets - Vin Farley Park	0	0	0	0	0	0	0	0	0	0	0	0	0	0	0	0
Public Toilets - Balingup Village Green	0	0	0	0	0	0	0	0	0	0	0	0	0	0	0	0
Public Toilets - Kirup	0	0	0	0	0	0	0	0	0	0	0	0	0	0	0	0
Public Toilets - Mullalyup	0	0	0	0	0	0	0	0	0	0	0	0	0	0	0	0
Public Toilets - Donnybrook Cemetery	0	0	0	0	0	0	0	0	0	0	0	0	0	0	0	0
Public Toilets - Apex Park	0	0	0	0	0	0	0	0	0	0	0	0	0	0	0	0
Public Toilets - Apple Funpark	0	0	0	0	0	0	0	0	0	0	0	0	0	0	0	0
Public Toilets - Balingup Community Centre	0	0	0	0	0	0	0	0	0	0	0	0	0	0	0	0
Public Toilets - Balingup Oval	0	0	0	0	0	0	0	0	0	0	0	0	0	0	0	0
Public Toilets - Brookhampton Horsemans Club	0	0	0	0	0	0	0	0	0	0	0	0	0	0	0	0
Ablutions - Egan Park Transit Park	0	0	0	0	0	0	0	0	0	0	0	0	0	0	0	0
Ablutions - Balingup Transit Park	0	0	0	0	0	0	0	0	0	0	0	0	0	0	0	0

Shire of Donnybrook Balingup

Asset Management Plan - Buildings
2023/24

GRANTS SUMMARY

	0 Backlog 2023/24	1 2023/24	2 2024/25	3 2025/26	4 2026/27	5 2027/28	6 2028/29	7 2029/30	8 2030/31	9 2031/32	10 2032/33	11 2033/34	12 2034/35	13 2035/36	14 2036/37	15 2037/38
Aged Care																
Tuia Lodge	0	0	0	0	0	0	0	0	0	0	0	0	0	0	0	0
Storage Shed - Tuia Lodge	0	0	0	0	0	0	0	0	0	0	0	0	0	0	0	0
Langley Villas - Unit 1	0	63,631	0	0	0	0	0	0	0	0	0	0	0	0	0	0
Langley Villas - Unit 2	0	63,631	0	0	0	0	0	0	0	0	0	0	0	0	0	0
Langley Villas - Unit 3	0	63,631	0	0	0	0	0	0	0	0	0	0	0	0	0	0
Langley Villas - Unit 4	0	63,631	0	0	0	0	0	0	0	0	0	0	0	0	0	0
Langley Villas - Unit 5	0	63,631	0	0	0	0	0	0	0	0	0	0	0	0	0	0
Langley Villas - Unit 6	0	63,631	0	0	0	0	0	0	0	0	0	0	0	0	0	0
Langley Villas - Unit 7	0	63,631	0	0	0	0	0	0	0	0	0	0	0	0	0	0
Langley Villas - Unit 8	0	63,631	0	0	0	0	0	0	0	0	0	0	0	0	0	0
Langley Villas - Unit 9	0	63,631	0	0	0	0	0	0	0	0	0	0	0	0	0	0
Langley Villas - Communal Spaces & Storage Shed	0	0	0	0	0	0	0	0	0	0	0	0	0	0	0	0
Preston Village - Community Centre	0	0	0	0	0	0	0	0	0	0	0	0	0	0	0	0
Preston Village - Unit 1	0	0	0	0	0	0	0	0	0	0	0	0	0	0	0	0
Preston Village - Unit 2	0	0	0	0	0	0	0	0	0	0	0	0	0	0	0	0
Preston Village - Unit 3	0	0	0	0	0	0	0	0	0	0	0	0	0	0	0	0
Preston Village - Unit 4	0	0	0	0	0	0	0	0	0	0	0	0	0	0	0	0
Preston Village - Unit 5	0	0	0	0	0	0	0	0	0	0	0	0	0	0	0	0
Preston Village - Unit 6	0	0	0	0	0	0	0	0	0	0	0	0	0	0	0	0
Preston Village - Unit 7	0	0	0	0	0	0	0	0	0	0	0	0	0	0	0	0
Preston Village - Unit 8	0	0	0	0	0	0	0	0	0	0	0	0	0	0	0	0
Preston Village - Unit 9	0	0	0	0	0	0	0	0	0	0	0	0	0	0	0	0
Preston Village - Unit 10	0	0	0	0	0	0	0	0	0	0	0	0	0	0	0	0
Preston Village - Unit 11	0	0	0	0	0	0	0	0	0	0	0	0	0	0	0	0
Preston Village - Unit 12	0	0	0	0	0	0	0	0	0	0	0	0	0	0	0	0
Preston Village - Unit 13	0	0	0	0	0	0	0	0	0	0	0	0	0	0	0	0
Preston Village - Shed	0	0	0	0	0	0	0	0	0	0	0	0	0	0	0	0
Minninup Cottages - Unit 1	0	63,631	0	0	0	0	0	0	0	0	0	0	0	0	0	0
Minninup Cottages - Unit 2	0	63,631	0	0	0	0	0	0	0	0	0	0	0	0	0	0
Minninup Cottages - Unit 3	0	63,631	0	0	0	0	0	0	0	0	0	0	0	0	0	0
Minninup Cottages - Unit 4	0	63,631	0	0	0	0	0	0	0	0	0	0	0	0	0	0
Minninup Cottages - Units 5 - 8	0	254,524	0	0	0	0	0	0	0	0	0	0	0	0	0	0
Minninup Cottages - Units 9 - 10	0	127,263	0	0	0	0	0	0	0	0	0	0	0	0	0	0
Minninup Cottages - Units 11 - 12	0	127,263	0	0	0	0	0	0	0	0	0	0	0	0	0	0
Minninup Cottages - Car Ports	0	0	0	0	0	0	0	0	0	0	0	0	0	0	0	0
Minninup Cottages - External	0	0	0	0	0	0	0	0	0	0	0	0	0	0	0	0

Shire of Donnybrook Balingup

Asset Management Plan - Buildings
2023/24

GRANTS SUMMARY

	0 Backlog 2023/24	1 2023/24	2 2024/25	3 2025/26	4 2026/27	5 2027/28	6 2028/29	7 2029/30	8 2030/31	9 2031/32	10 2032/33	11 2033/34	12 2034/35	13 2035/36	14 2036/37	15 2037/38
Emergency Services																
Vacant Building - Lot 322, 1 Bentley Street, Donnybroc	0	0	0	0	0	0	0	0	0	0	0	0	0	0	0	0
SES Depot - Donnybrook	0	0	0	34,323	0	0	25,075	0	6,651	0	0	0	0	46,127	0	0
VBFB Station - Lowden	0	0	0	0	0	0	0	0	0	0	0	0	0	0	0	0
VBFB Station - Mullalyup	0	0	0	0	0	0	0	0	0	0	0	0	0	0	0	0
VBFB Station - Mumballup	0	0	0	0	0	0	0	0	0	0	0	0	0	0	0	0
VBFB Station - Balingup	0	10,506	0	6,687	0	0	0	0	20,674	0	0	0	0	8,987	0	15,891
VBFB Station - Thomson Brook	0	0	0	0	0	6,028	0	0	0	0	0	0	0	0	0	0
VBFB & Ambulance Station - Kirup	0	0	0	0	0	0	0	0	0	0	0	0	0	0	0	0
VBFB Station - Upper Capel	0	0	0	0	0	0	0	0	0	0	0	0	0	0	0	0
VBFB Station - Munro	0	0	0	0	0	0	0	0	0	0	0	0	0	0	0	0
VBFB Station - Ferndale / Stirling Park	0	0	0	0	0	0	0	0	0	0	0	0	0	0	0	0
VBFB Station - Argyle / Irishtown	0	1,146,785	0	0	0	0	0	0	0	0	0	0	0	0	0	0
VBFB Station - Noggerup	0	0	0	0	0	0	0	0	0	0	0	0	0	0	0	0
VBFB Station - Beelerup	0	0	0	0	0	0	0	0	0	0	0	0	0	0	0	0
Depots																
Depot - Donnybrook	0	0	0	0	0	0	0	0	0	0	0	0	0	0	0	0
Depot - Donnybrook - Hazchem 1	0	0	0	0	0	0	0	0	0	0	0	0	0	0	0	0
Depot - Donnybrook - Hazchem 2	0	0	0	0	0	0	0	0	0	0	0	0	0	0	0	0
Depot - Donnybrook - Oil Disposal Shelter	0	0	0	0	0	0	0	0	0	0	0	0	0	0	0	0
Depot - Balingup	0	0	0	0	0	0	0	0	0	0	0	0	0	0	0	0
Depot - Victory Lane	0	0	0	0	0	0	0	0	0	0	0	0	0	0	0	0
Waste Management																
Refuse Site - Machinery Shed	0	0	0	0	0	0	0	0	0	0	0	0	0	0	0	0
Refuse Site - Materials Storage (Recycle) Shed	0	0	0	0	0	0	0	0	0	0	0	0	0	0	0	0
Transfer Station - Balingup - Office	0	0	0	0	0	0	0	0	0	0	0	0	0	0	0	0
Transfer Station - Donnybrook	0	0	0	0	0	0	0	0	0	0	0	0	0	0	0	0

Shire of Donnybrook Balingup

Asset Management Plan - Buildings
2023/24

GRANTS SUMMARY

	0 Backlog 2023/24	1 2023/24	2 2024/25	3 2025/26	4 2026/27	5 2027/28	6 2028/29	7 2029/30	8 2030/31	9 2031/32	10 2032/33	11 2033/34	12 2034/35	13 2035/36	14 2036/37	15 2037/38
Administration Centres																
Administration Centre - Donnybrook	0	0	0	0	0	0	0	0	0	0	0	0	0	0	0	0
Council Chambers - (Church)	0	0	0	0	0	0	0	0	0	0	0	0	0	0	0	0
Administration Sub Centre - Donnybrook Main Street	0	0	0	0	0	0	0	0	0	0	0	0	0	0	0	0
Sport & Recreation																
Donnybrook Tennis Club - Shed	0	0	0	0	0	0	0	0	0	0	0	0	0	0	0	0
Donnybrook Recreation Centre	0	0	0	0	0	477,621	0	0	4,360,856	0	0	0	0	0	0	0
Donnybrook Recreation Centre - Rear Shed	0	0	0	0	0	0	0	0	0	0	0	0	0	0	0	0
Balingup Recreation Centre	0	0	0	0	0	0	0	0	0	0	0	0	0	0	0	0
Balingup Recreation Centre - Storage Shed	0	0	0	0	0	0	0	0	0	0	0	0	0	0	0	0
Balingup Soccer Pavilion	0	0	0	0	0	0	0	0	0	0	0	0	0	0	0	0
VC Mitchell Park - Changerooms	0	0	0	0	0	0	0	0	0	0	0	0	0	0	0	0
VC Mitchell Park - Multi Purpose Clubrooms & Functic	0	5,720,803	0	0	0	0	0	0	0	0	0	0	0	0	0	0
Kirup Recreation Changerooms	0	0	0	0	0	0	0	0	0	0	0	0	0	0	0	0
Jim McDonald Oval - Shed	0	0	0	0	0	0	0	0	0	0	0	0	0	0	0	0
Donnybrook Tennis Clubrooms	0	0	0	0	0	0	0	0	0	0	0	0	0	0	0	0
Egan Park - Pump Track Clubrooms	0	0	0	0	0	0	0	0	0	0	0	0	0	0	0	0
Egan Park - Cricket Pavilion	0	0	0	0	0	0	0	0	0	0	0	0	0	0	0	0
Egan Park - Storage Shed (Apple Festival)	0	0	0	0	0	0	0	0	0	0	0	0	0	0	0	0
Egan Park - Transit Park Shelter	0	0	0	0	0	0	0	0	0	0	0	0	0	0	0	0
Egan Park - Incinerator Shed	0	0	0	0	0	0	0	0	0	0	0	0	0	0	0	0
Brookhampton Horsemans Clubrooms	0	0	0	0	0	0	0	0	0	0	0	0	0	0	0	0
Balingup Oval - Shed	0	0	0	0	0	0	0	0	0	0	0	0	0	0	0	0
Other																
Dental Surgery	0	0	0	0	0	0	0	0	0	0	0	0	0	0	0	0
Medical Centre	0	0	0	0	0	0	0	0	0	0	0	0	0	0	0	0
Commercial Premises (Bendigo Bank)	0	0	0	0	0	0	0	0	0	0	0	0	0	0	0	0
Commercial Premises (Bendigo Bank) - Shed	0	0	0	0	0	0	0	0	0	0	0	0	0	0	0	0
Goods Shed - Donnybrook	0	0	0	0	0	0	0	0	0	0	0	0	0	0	0	0
Donnybrook Library	0	0	0	0	0	0	0	0	0	0	0	0	0	0	0	0
Donnybrook Museum Shed	0	0	0	0	0	0	0	0	0	0	0	0	0	0	0	0
Donnybrook Railway Station	0	0	0	0	0	0	0	0	0	0	0	0	0	0	0	0
Dog Pound	0	0	0	0	0	0	0	0	0	0	0	0	0	0	0	0
Cat Pound	0	0	0	0	0	0	0	0	0	0	0	0	0	0	0	0
Lions Club - Donnybrook	0	0	0	0	0	0	0	0	0	0	0	0	0	0	0	0
Donnybrook Health Precinct Development	0	0	212,180	0	0	0	0	0	0	0	0	0	0	0	0	0
TOTAL GRANT REVENUE	**0**	**8,214,351**	**212,180**	**41,010**	**0**	**483,649**	**25,075**	**0**	**4,388,180**	**0**	**0**	**0**	**0**	**55,114**	**0**	**15,891**

Shire of Donnybrook Balingup

Asset Management Plan - Buildings
2023/24

OTHER RESERVES SUMMARY

	0 Backlog 2023/24	1 2023/24	2 2024/25	3 2025/26	4 2026/27	5 2027/28	6 2028/29	7 2029/30	8 2030/31	9 2031/32	10 2032/33	11 2033/34	12 2034/35	13 2035/36	14 2036/37	15 2037/38
OTHER RESERVES																
Public Halls & Community Centres																
Public Hall - Donnybrook	0	0	0	0	0	0	0	0	0	0	0	0	0	0	0	0
Public Hall - Noggerup	0	0	0	0	0	0	0	0	0	0	0	0	0	0	0	0
Public Hall - Balingup (and Library)	0	0	0	0	0	0	0	0	0	0	0	0	0	0	0	0
Public Hall - Kirup	0	0	0	0	0	0	0	0	0	0	0	0	0	0	0	0
Public Hall - Brookhampton	0	0	0	0	0	0	0	0	0	0	0	0	0	0	0	0
Public Hall - (Supper Hall) Brookhampton	0	0	0	0	0	0	0	0	0	0	0	0	0	0	0	0
Public Hall - Newlands	0	0	0	0	0	0	0	0	0	0	0	0	0	0	0	0
Public Hall - Yabberup (and Tennis Shed)	0	0	0	0	0	0	0	0	0	0	0	0	0	0	0	0
Scout Hall - Donnybrook	0	0	0	0	0	0	0	0	0	0	0	0	0	0	0	0
Scout Hall - Shed 1	0	0	0	0	0	0	0	0	0	0	0	0	0	0	0	0
Scout Hall - Shed 2	0	0	0	0	0	0	0	0	0	0	0	0	0	0	0	0
Community Centre & Infant Health Clinic - Donnybroo	0	0	0	0	0	0	0	0	0	0	0	0	0	0	0	0
Community Resource Centre - Donnybrook	0	0	0	0	0	0	0	0	0	0	0	0	0	0	0	0
Community Centre - Balingup	0	0	0	0	0	0	0	0	0	0	0	0	0	0	0	0
Men's Shed - Egan Park	0	0	0	0	0	0	0	0	0	0	0	0	0	0	0	0
Men's Shed Workshop & Ablutions - Egan Park	0	0	0	0	0	0	0	0	0	0	0	0	0	0	0	0
Public Conveniences																
Public Toilets - Donnybrook Hall External	0	0	0	0	0	0	0	0	0	0	0	0	0	0	0	0
Public Toilets - Ayres Gardens Precinct	0	0	0	0	0	0	0	0	0	0	0	0	0	0	0	0
Public Toilets - Vin Farley Park	0	0	0	0	0	0	0	0	0	0	0	0	0	0	0	0
Public Toilets - Balingup Village Green	0	0	0	0	0	0	0	0	0	0	0	0	0	0	0	0
Public Toilets - Kirup	0	0	0	0	0	0	0	0	0	0	0	0	0	0	0	0
Public Toilets - Mullalyup	0	0	0	0	0	0	0	0	0	0	0	0	0	0	0	0
Public Toilets - Donnybrook Cemetery	0	0	0	0	0	0	0	0	0	0	0	0	0	0	0	0
Public Toilets - Apex Park	0	0	0	0	0	0	0	0	0	0	0	0	0	0	0	0
Public Toilets - Apple Funpark	0	0	0	0	0	0	0	0	0	0	0	0	0	0	0	0
Public Toilets - Balingup Community Centre	0	0	0	0	0	0	0	0	0	0	0	0	0	0	0	0
Public Toilets - Balingup Oval	0	0	0	0	0	0	0	0	0	0	0	0	0	0	0	0
Public Toilets - Brookhampton Horsemans Club	0	0	0	0	0	0	0	0	0	0	0	0	0	0	0	0
Ablutions - Egan Park Transit Park	0	0	0	0	0	0	0	0	0	0	0	0	0	0	0	0
Ablutions - Balingup Transit Park	0	0	0	0	0	0	0	0	0	0	0	0	0	0	0	0

Shire of Donnybrook Balingup

Asset Management Plan - Buildings
2023/24

OTHER RESERVES SUMMARY

	0 Backlog 2023/24	1 2023/24	2 2024/25	3 2025/26	4 2026/27	5 2027/28	6 2028/29	7 2029/30	8 2030/31	9 2031/32	10 2032/33	11 2033/34	12 2034/35	13 2035/36	14 2036/37	15 2037/38
Aged Care																
Tuia Lodge	0	0	0	0	0	0	0	0	0	0	0	0	0	0	0	0
Storage Shed - Tuia Lodge	0	0	0	0	0	0	0	0	0	0	0	0	0	0	0	0
Langley Villas - Unit 1	0	0	0	0	0	0	0	0	0	0	0	0	0	0	0	0
Langley Villas - Unit 2	0	0	0	0	0	0	0	0	0	0	0	0	0	0	0	0
Langley Villas - Unit 3	0	0	0	0	0	0	0	0	0	0	0	0	0	0	0	0
Langley Villas - Unit 4	0	0	0	0	0	0	0	0	0	0	0	0	0	0	0	0
Langley Villas - Unit 5	0	0	0	0	0	0	0	0	0	0	0	0	0	0	0	0
Langley Villas - Unit 6	0	0	0	0	0	0	0	0	0	0	0	0	0	0	0	0
Langley Villas - Unit 7	0	0	0	0	0	0	0	0	0	0	0	0	0	0	0	0
Langley Villas - Unit 8	0	0	0	0	0	0	0	0	0	0	0	0	0	0	0	0
Langley Villas - Unit 9	0	0	0	0	0	0	0	0	0	0	0	0	0	0	0	0
Langley Villas - Communal Spaces & Storage Shed	0	0	0	0	0	0	0	0	0	0	0	0	0	0	0	77,898
Preston Village - Community Centre	0	0	8,699	0	281	0	0	0	0	10,699	0	0	0	0	378	0
Preston Village - Unit 1	0	4,635	0	1,672	0	0	0	8,280	0	1,996	0	0	0	0	0	2,384
Preston Village - Unit 2	0	4,635	1,697	0	0	0	8,120	0	2,027	0	0	0	0	0	2,420	0
Preston Village - Unit 3	0	0	1,697	0	0	0	8,120	0	2,027	0	0	0	6,416	0	2,420	0
Preston Village - Unit 4	0	0	0	1,672	0	0	0	0	0	10,780	0	0	0	0	0	9,395
Preston Village - Unit 5	0	0	0	1,672	0	0	0	8,280	0	1,996	0	0	0	0	6,807	2,384
Preston Village - Unit 6	0	0	0	1,672	0	0	0	8,280	0	1,996	0	0	0	0	0	9,395
Preston Village - Unit 7	0	0	0	1,672	0	0	0	8,280	0	1,996	0	0	0	0	0	9,395
Preston Village - Unit 8	0	4,635	0	1,672	0	0	0	8,280	0	1,996	0	0	0	0	0	2,384
Preston Village - Unit 9	0	4,635	0	1,672	0	0	0	8,280	0	1,996	0	0	0	0	0	2,384
Preston Village - Unit 10	0	4,635	0	1,672	0	0	0	8,280	0	1,996	0	0	0	0	0	2,384
Preston Village - Unit 11	0	4,635	0	1,672	0	0	0	8,280	0	1,996	0	0	0	0	0	2,384
Preston Village - Unit 12	0	0	0	1,672	0	5,217	0	8,280	0	1,996	0	0	0	0	0	2,384
Preston Village - Unit 13	0	0	0	1,672	0	5,217	0	8,280	0	1,996	0	0	0	0	0	2,384
Preston Village - Shed	0	0	0	0	0	0	0	0	0	0	0	0	0	0	0	0
Minninup Cottages - Unit 1	0	0	0	0	0	0	0	0	0	0	0	0	0	0	0	0
Minninup Cottages - Unit 2	0	0	0	0	0	0	0	0	0	0	0	0	0	0	0	0
Minninup Cottages - Unit 3	0	0	0	0	0	0	0	0	0	0	0	0	0	0	0	0
Minninup Cottages - Unit 4	0	0	0	0	0	0	0	0	0	0	0	0	0	0	0	0
Minninup Cottages - Units 5 - 8	0	0	0	0	0	0	0	0	0	0	0	0	0	0	0	0
Minninup Cottages - Units 9 - 10	0	0	0	0	0	0	0	0	0	0	0	0	0	0	0	0
Minninup Cottages - Units 11 - 12	0	0	0	0	0	0	0	0	0	0	0	0	0	0	0	0
Minninup Cottages - Car Ports	0	0	0	0	0	0	0	0	0	0	0	0	0	0	0	0
Minninup Cottages - External	0	0	0	0	0	0	0	0	0	0	0	0	0	0	0	0

Shire of Donnybrook Balingup

Asset Management Plan - Buildings
2023/24

OTHER RESERVES SUMMARY

	0 Backlog 2023/24	1 2023/24	2 2024/25	3 2025/26	4 2026/27	5 2027/28	6 2028/29	7 2029/30	8 2030/31	9 2031/32	10 2032/33	11 2033/34	12 2034/35	13 2035/36	14 2036/37	15 2037/38
Emergency Services																
Vacant Building - Lot 322, 1 Bentley Street, Donnybroo	0	0	0	0	0	0	0	0	0	0	0	0	0	0	0	0
SES Depot - Donnybrook	0	0	0	0	0	0	0	0	0	0	0	0	0	0	0	0
VBFB Station - Lowden	0	0	0	0	0	0	0	0	0	0	0	0	0	0	0	0
VBFB Station - Mullalyup	0	0	0	0	0	0	0	0	0	0	0	0	0	0	0	0
VBFB Station - Mumballup	0	0	0	0	0	0	0	0	0	0	0	0	0	0	0	0
VBFB Station - Balingup	0	0	0	0	0	0	0	0	0	0	0	0	0	0	0	0
VBFB Station - Thomson Brook	0	0	0	0	0	0	0	0	0	0	0	0	0	0	0	0
VBFB & Ambulance Station - Kirup	0	0	0	0	0	0	0	0	0	0	0	0	0	0	0	0
VBFB Station - Upper Capel	0	0	0	0	0	0	0	0	0	0	0	0	0	0	0	0
VBFB Station - Munro	0	0	0	0	0	0	0	0	0	0	0	0	0	0	0	0
VBFB Station - Ferndale / Stirling Park	0	0	0	0	0	0	0	0	0	0	0	0	0	0	0	0
VBFB Station - Argyle / Irishtown	0	0	0	0	0	0	0	0	0	0	0	0	0	0	0	0
VBFB Station - Noggerup	0	0	0	0	0	0	0	0	0	0	0	0	0	0	0	0
VBFB Station - Beelerup	0	0	0	0	0	0	0	0	0	0	0	0	0	0	0	0
Depots																
Depot - Donnybrook	0	0	0	0	0	0	0	0	0	0	0	0	0	0	0	0
Depot - Donnybrook - Hazchem 1	0	0	0	0	0	0	0	0	0	0	0	0	0	0	0	0
Depot - Donnybrook - Hazchem 2	0	0	0	0	0	0	0	0	0	0	0	0	0	0	0	0
Depot - Donnybrook - Oil Disposal Shelter	0	0	0	0	0	0	0	0	0	0	0	0	0	0	0	0
Depot - Balingup	0	0	0	0	0	0	0	0	0	0	0	0	0	0	0	0
Depot - Victory Lane	0	0	0	0	0	0	0	0	0	0	0	0	0	0	0	0
Waste Management																
Refuse Site - Machinery Shed	0	0	0	0	0	0	0	0	0	0	0	0	0	0	0	0
Refuse Site - Materials Storage (Recycle) Shed	0	0	0	0	0	0	0	0	0	0	0	0	0	0	0	0
Transfer Station - Balingup - Office	0	0	0	0	0	0	0	0	0	0	0	0	0	0	0	0
Transfer Station - Donnybrook	0	0	121,367	0	0	0	0	0	0	0	248,625	0	0	0	0	0
Administration Centres																
Administration Centre - Donnybrook	0	0	0	0	0	0	0	0	0	0	0	0	0	0	0	0
Council Chambers - (Church)	0	0	0	0	0	0	0	0	0	0	0	0	0	0	0	0
Administration Sub Centre - Donnybrook Main Street	0	0	0	0	0	0	0	0	0	0	0	0	0	0	0	0

Shire of Donnybrook Balingup

Asset Management Plan - Buildings
2023/24

OTHER RESERVES SUMMARY

	0 Backlog 2023/24	1 2023/24	2 2024/25	3 2025/26	4 2026/27	5 2027/28	6 2028/29	7 2029/30	8 2030/31	9 2031/32	10 2032/33	11 2033/34	12 2034/35	13 2035/36	14 2036/37	15 2037/38
Sport & Recreation																
Donnybrook Tennis Club - Shed	0	0	0	0	0	0	0	0	0	0	0	0	0	0	0	0
Donnybrook Recreation Centre	0	0	0	0	0	0	0	0	0	0	0	0	0	0	0	0
Donnybrook Recreation Centre - Rear Shed	0	0	0	0	0	0	0	0	0	0	0	0	0	0	0	0
Balingup Recreation Centre	0	0	0	0	0	0	0	0	0	0	0	0	0	0	0	0
Balingup Recreation Centre - Storage Shed	0	0	0	0	0	0	0	0	0	0	0	0	0	0	0	0
Balingup Soccer Pavilion	0	0	0	0	0	0	0	0	0	0	0	0	0	0	0	0
VC Mitchell Park - Changerooms	0	0	0	0	0	0	0	0	0	0	0	0	0	0	0	0
VC Mitchell Park - Multi Purpose Clubrooms & Functi	0	0	0	0	0	0	0	0	0	0	0	0	0	0	0	0
Kirup Recreation Changerooms	0	0	0	0	0	0	0	0	0	0	0	0	0	0	0	0
Jim McDonald Oval - Shed	0	0	0	0	0	0	0	0	0	0	0	0	0	0	0	0
Donnybrook Tennis Clubrooms	0	0	0	0	0	0	0	0	0	0	0	0	0	0	0	0
Egan Park - Pump Track Clubrooms	0	0	0	0	0	0	0	0	0	0	0	0	0	0	0	0
Egan Park - Cricket Pavilion	0	0	0	0	0	0	0	0	0	0	0	0	0	0	0	0
Egan Park - Storage Shed (Apple Festival)	0	0	0	0	0	0	0	0	0	0	0	0	0	0	0	0
Egan Park - Transit Park Shelter	0	0	0	0	0	0	0	0	0	0	0	0	0	0	0	0
Egan Park - Incinerator Shed	0	0	0	0	0	0	0	0	0	0	0	0	0	0	0	0
Brookhampton Horsemans Clubrooms	0	0	0	0	0	0	0	0	0	0	0	0	0	0	0	0
Balingup Oval - Shed	0	0	0	0	0	0	0	0	0	0	0	0	0	0	0	0
Other																
Dental Surgery	0	0	0	0	0	0	0	0	0	0	0	0	0	0	0	0
Medical Centre	0	0	0	0	0	0	0	0	0	0	0	0	0	0	0	0
Commercial Premises (Bendigo Bank)	0	0	0	0	0	0	0	0	0	0	0	0	0	0	0	0
Commercial Premises (Bendigo Bank) - Shed	0	0	0	0	0	0	0	0	0	0	0	0	0	0	0	0
Goods Shed - Donnybrook	0	0	0	0	0	0	0	0	0	0	0	0	0	0	0	0
Donnybrook Library	0	0	0	0	0	0	0	0	0	0	0	0	0	0	0	0
Donnybrook Museum Shed	0	0	0	0	0	0	0	0	0	0	0	0	0	0	0	0
Donnybrook Railway Station	0	0	0	0	0	0	0	0	0	0	0	0	0	0	0	0
Dog Pound	0	0	0	0	0	0	0	0	0	0	0	0	0	0	0	0
Cat Pound	0	0	0	0	0	0	0	0	0	0	0	0	0	0	0	0
Lions Club - Donnybrook	0	0	0	0	0	0	0	0	0	0	0	0	0	0	0	0
Donnybrook Health Precinct Development	0	0	0	0	0	0	0	0	0	0	0	0	0	0	0	0
TOTAL OTHER RESERVES REVENUE	**0**	**27,810**	**133,461**	**18,391**	**281**	**10,433**	**16,239**	**82,795**	**4,054**	**41,442**	**248,625**	**0**	**6,416**	**0**	**12,025**	**125,152**

Shire of Donnybrook Balingup

Asset Management Plan - Buildings
2023/24

SUNDRY FUNDING SOURCES SUMMARY

	0 Backlog 2023/24	1 2023/24	2 2024/25	3 2025/26	4 2026/27	5 2027/28	6 2028/29	7 2029/30	8 2030/31	9 2031/32	10 2032/33	11 2033/34	12 2034/35	13 2035/36	14 2036/37	15 2037/38
SUNDRY FUNDING SOURCES																
Public Halls & Community Centres																
Public Hall - Donnybrook	0	0	0	0	0	0	0	0	0	0	0	0	0	0	0	0
Public Hall - Noggerup	0	0	0	0	0	0	0	0	0	0	0	0	0	0	0	0
Public Hall - Balingup (and Library)	0	0	0	0	0	0	0	0	0	0	0	0	0	0	0	0
Public Hall - Kirup	0	0	0	0	0	0	0	0	0	0	0	0	0	0	0	0
Public Hall - Brookhampton	0	0	0	0	0	0	0	0	0	0	0	0	0	0	0	0
Public Hall - (Supper Hall) Brookhampton	0	0	0	0	0	0	0	0	0	0	0	0	0	0	0	0
Public Hall - Newlands	0	0	0	0	0	0	0	0	0	0	0	0	0	0	0	0
Public Hall - Yabberup (and Tennis Shed)	0	0	0	0	0	0	0	0	0	0	0	0	0	0	0	0
Scout Hall - Donnybrook	0	0	0	0	0	0	0	0	0	0	0	0	0	0	0	0
Scout Hall - Shed 1	0	0	0	0	0	0	0	0	0	0	0	0	0	0	0	0
Scout Hall - Shed 2	0	0	0	0	0	0	0	0	0	0	0	0	0	0	0	0
Community Centre & Infant Health Clinic - Donnybroo	0	0	0	0	0	0	0	0	0	0	0	0	0	0	0	0
Community Resource Centre - Donnybrook	0	0	0	0	0	0	0	0	0	0	0	0	0	0	0	0
Community Centre - Balingup	0	0	0	0	0	0	0	0	0	0	0	0	0	0	0	0
Men's Shed - Egan Park	0	0	0	0	0	0	0	0	0	0	0	0	0	0	0	0
Men's Shed Workshop & Ablutions - Egan Park	0	0	0	0	0	0	0	0	0	0	0	0	0	0	0	0
Public Conveniences																
Public Toilets - Donnybrook Hall External	0	0	0	0	0	0	0	0	0	0	0	0	0	0	0	0
Public Toilets - Ayres Gardens Precinct	0	0	0	0	0	0	0	0	0	0	0	0	0	0	0	0
Public Toilets - Vin Farley Park	0	0	0	0	0	0	0	0	0	0	0	0	0	0	0	0
Public Toilets - Balingup Village Green	0	0	0	0	0	0	0	0	0	0	0	0	0	0	0	0
Public Toilets - Kirup	0	0	0	0	0	0	0	0	0	0	0	0	0	0	0	0
Public Toilets - Mullalyup	0	0	0	0	0	0	0	0	0	0	0	0	0	0	0	0
Public Toilets - Donnybrook Cemetery	0	0	0	0	0	0	0	0	0	0	0	0	0	0	0	0
Public Toilets - Apex Park	0	0	0	0	0	0	0	0	0	0	0	0	0	0	0	0
Public Toilets - Apple Funpark	0	0	0	0	0	0	0	0	0	0	0	0	0	0	0	0
Public Toilets - Balingup Community Centre	0	0	0	0	0	0	0	0	0	0	0	0	0	0	0	0
Public Toilets - Balingup Oval	0	0	0	0	0	0	0	0	0	0	0	0	0	0	0	0
Public Toilets - Brookhampton Horsemans Club	0	0	0	0	0	0	0	0	0	0	0	0	0	0	0	0
Ablutions - Egan Park Transit Park	0	0	0	0	0	0	0	0	0	0	0	0	0	0	0	0
Ablutions - Balingup Transit Park	0	0	0	0	0	0	0	0	0	0	0	0	0	0	0	0

Shire of Donnybrook Balingup

Asset Management Plan - Buildings
2023/24

SUNDRY FUNDING SOURCES SUMMARY

	0 Backlog 2023/24	1 2023/24	2 2024/25	3 2025/26	4 2026/27	5 2027/28	6 2028/29	7 2029/30	8 2030/31	9 2031/32	10 2032/33	11 2033/34	12 2034/35	13 2035/36	14 2036/37	15 2037/38
Aged Care																
Tuia Lodge	0	0	0	0	0	0	0	0	0	0	0	0	0	0	0	0
Storage Shed - Tuia Lodge	0	0	0	0	0	0	0	0	0	0	0	0	0	0	0	0
Langley Villas - Unit 1	0	0	0	0	0	0	0	0	0	0	0	0	0	0	0	0
Langley Villas - Unit 2	0	0	0	0	0	0	0	0	0	0	0	0	0	0	0	0
Langley Villas - Unit 3	0	0	0	0	0	0	0	0	0	0	0	0	0	0	0	0
Langley Villas - Unit 4	0	0	0	0	0	0	0	0	0	0	0	0	0	0	0	0
Langley Villas - Unit 5	0	0	0	0	0	0	0	0	0	0	0	0	0	0	0	0
Langley Villas - Unit 6	0	0	0	0	0	0	0	0	0	0	0	0	0	0	0	0
Langley Villas - Unit 7	0	0	0	0	0	0	0	0	0	0	0	0	0	0	0	0
Langley Villas - Unit 8	0	0	0	0	0	0	0	0	0	0	0	0	0	0	0	0
Langley Villas - Unit 9	0	0	0	0	0	0	0	0	0	0	0	0	0	0	0	0
Langley Villas - Communal Spaces & Storage Shed	0	0	0	0	0	0	0	0	0	0	0	0	0	0	0	0
Preston Village - Community Centre	0	0	0	0	0	0	0	0	0	0	0	0	0	0	0	0
Preston Village - Unit 1	0	0	0	0	0	0	0	0	0	0	0	0	0	0	0	0
Preston Village - Unit 2	0	0	0	0	0	0	0	0	0	0	0	0	0	0	0	0
Preston Village - Unit 3	0	0	0	0	0	0	0	0	0	0	0	0	0	0	0	0
Preston Village - Unit 4	0	0	0	0	0	0	0	0	0	0	0	0	0	0	0	0
Preston Village - Unit 5	0	0	0	0	0	0	0	0	0	0	0	0	0	0	0	0
Preston Village - Unit 6	0	0	0	0	0	0	0	0	0	0	0	0	0	0	0	0
Preston Village - Unit 7	0	0	0	0	0	0	0	0	0	0	0	0	0	0	0	0
Preston Village - Unit 8	0	0	0	0	0	0	0	0	0	0	0	0	0	0	0	0
Preston Village - Unit 9	0	0	0	0	0	0	0	0	0	0	0	0	0	0	0	0
Preston Village - Unit 10	0	0	0	0	0	0	0	0	0	0	0	0	0	0	0	0
Preston Village - Unit 11	0	0	0	0	0	0	0	0	0	0	0	0	0	0	0	0
Preston Village - Unit 12	0	0	0	0	0	0	0	0	0	0	0	0	0	0	0	0
Preston Village - Unit 13	0	0	0	0	0	0	0	0	0	0	0	0	0	0	0	0
Preston Village - Shed	0	0	0	0	0	0	0	0	0	0	0	0	0	0	0	0
Minninup Cottages - Unit 1	0	0	0	0	0	0	0	0	0	0	0	0	0	0	0	0
Minninup Cottages - Unit 2	0	0	0	0	0	0	0	0	0	0	0	0	0	0	0	0
Minninup Cottages - Unit 3	0	0	0	0	0	0	0	0	0	0	0	0	0	0	0	0
Minninup Cottages - Unit 4	0	0	0	0	0	0	0	0	0	0	0	0	0	0	0	0
Minninup Cottages - Units 5 - 8	0	0	0	0	0	0	0	0	0	0	0	0	0	0	0	0
Minninup Cottages - Units 9 - 10	0	0	0	0	0	0	0	0	0	0	0	0	0	0	0	0
Minninup Cottages - Units 11 - 12	0	0	0	0	0	0	0	0	0	0	0	0	0	0	0	0
Minninup Cottages - Car Ports	0	0	0	0	0	0	0	0	0	0	0	0	0	0	0	0
Minninup Cottages - External	0	0	0	0	0	0	0	0	0	0	0	0	0	0	0	0

Shire of Donnybrook Balingup

Asset Management Plan - Buildings
2023/24

SUNDRY FUNDING SOURCES SUMMARY

	0 Backlog 2023/24	1 2023/24	2 2024/25	3 2025/26	4 2026/27	5 2027/28	6 2028/29	7 2029/30	8 2030/31	9 2031/32	10 2032/33	11 2033/34	12 2034/35	13 2035/36	14 2036/37	15 2037/38
Emergency Services																
Vacant Building - Lot 322, 1 Bentley Street, Donnybroo	0	0	0	0	0	0	0	0	0	0	0	0	0	0	0	0
SES Depot - Donnybrook	0	0	0	0	0	0	0	0	0	0	0	0	0	0	0	0
VBFB Station - Lowden	0	0	0	0	0	0	0	0	0	0	0	0	0	0	0	0
VBFB Station - Mullalyup	0	0	0	0	0	0	0	0	0	0	0	0	0	0	0	0
VBFB Station - Mumballup	0	0	0	0	0	0	0	0	0	0	0	0	0	0	0	0
VBFB Station - Balingup	0	0	0	0	0	0	0	0	0	0	0	0	0	0	0	0
VBFB Station - Thomson Brook	0	0	0	0	0	0	0	0	0	0	0	0	0	0	0	0
VBFB & Ambulance Station - Kirup	0	0	0	0	0	0	0	0	0	0	0	0	0	0	0	0
VBFB Station - Upper Capel	0	0	0	0	0	0	0	0	0	0	0	0	0	0	0	0
VBFB Station - Munro	0	0	0	0	0	0	0	0	0	0	0	0	0	0	0	0
VBFB Station - Ferndale / Stirling Park	0	0	0	0	0	0	0	0	0	0	0	0	0	0	0	0
VBFB Station - Argyle / Irishtown	0	0	0	0	0	0	0	0	0	0	0	0	0	0	0	0
VBFB Station - Noggerup	0	0	0	0	0	0	0	0	0	0	0	0	0	0	0	0
VBFB Station - Beelerup	0	0	0	0	0	0	0	0	0	0	0	0	0	0	0	0
Depots																
Depot - Donnybrook	0	0	0	0	0	0	0	0	0	0	0	0	0	0	0	0
Depot - Donnybrook - Hazchem 1	0	0	0	0	0	0	0	0	0	0	0	0	0	0	0	0
Depot - Donnybrook - Hazchem 2	0	0	0	0	0	0	0	0	0	0	0	0	0	0	0	0
Depot - Donnybrook - Oil Disposal Shelter	0	0	0	0	0	0	0	0	0	0	0	0	0	0	0	0
Depot - Balingup	0	0	0	0	0	0	0	0	0	0	0	0	0	0	0	0
Depot - Victory Lane	0	0	0	0	0	0	0	0	0	0	0	0	0	0	0	0
Waste Management																
Refuse Site - Machinery Shed	0	0	0	0	0	0	0	0	0	0	0	0	0	0	0	0
Refuse Site - Materials Storage (Recycle) Shed	0	0	0	0	0	0	0	0	0	0	0	0	0	0	0	0
Transfer Station - Balingup - Office	0	0	0	0	0	0	0	0	0	0	0	0	0	0	0	0
Transfer Station - Donnybrook	0	0	0	0	0	0	0	0	0	0	0	0	0	0	0	0
Administration Centres																
Administration Centre - Donnybrook	0	0	0	0	0	0	0	0	0	0	0	0	0	0	0	0
Council Chambers - (Church)	0	0	0	0	0	0	0	0	0	0	0	0	0	0	0	0
Administration Sub Centre - Donnybrook Main Street	0	0	0	0	0	0	0	0	0	0	0	0	0	0	0	0

Shire of Donnybrook Balingup

Asset Management Plan - Buildings
2023/24

SUNDRY FUNDING SOURCES SUMMARY

	0 Backlog 2023/24	1 2023/24	2 2024/25	3 2025/26	4 2026/27	5 2027/28	6 2028/29	7 2029/30	8 2030/31	9 2031/32	10 2032/33	11 2033/34	12 2034/35	13 2035/36	14 2036/37	15 2037/38
Sport & Recreation																
Donnybrook Tennis Club - Shed	0	0	0	0	0	0	0	0	0	0	0	0	0	0	0	0
Donnybrook Recreation Centre	0	0	0	0	0	0	0	0	0	0	0	0	0	0	0	0
Donnybrook Recreation Centre - Rear Shed	0	0	0	0	0	0	0	0	0	0	0	0	0	0	0	0
Balingup Recreation Centre	0	0	0	0	0	0	0	0	0	0	0	0	0	0	0	0
Balingup Recreation Centre - Storage Shed	0	0	0	0	0	0	0	0	0	0	0	0	0	0	0	0
Balingup Soccer Pavilion	0	0	0	0	0	0	0	0	0	0	0	0	0	0	0	0
VC Mitchell Park - Changerooms	0	0	0	0	0	0	0	0	0	0	0	0	0	0	0	0
VC Mitchell Park - Multi Purpose Clubrooms & Functi	0	350,000	0	0	0	0	0	0	0	0	0	0	0	0	0	0
Kirup Recreation Changerooms	0	0	0	0	0	0	0	0	0	0	0	0	0	0	0	0
Jim McDonald Oval - Shed	0	0	0	0	0	0	0	0	0	0	0	0	0	0	0	0
Donnybrook Tennis Clubrooms	0	0	0	0	0	0	0	0	0	0	0	0	0	0	0	0
Egan Park - Pump Track Clubrooms	0	0	0	0	0	0	0	0	0	0	0	0	0	0	0	0
Egan Park - Cricket Pavilion	0	0	0	0	0	0	0	0	0	0	0	0	0	0	0	0
Egan Park - Storage Shed (Apple Festival)	0	0	0	0	0	0	0	0	0	0	0	0	0	0	0	0
Egan Park - Transit Park Shelter	0	0	0	0	0	0	0	0	0	0	0	0	0	0	0	0
Egan Park - Incinerator Shed	0	0	0	0	0	0	0	0	0	0	0	0	0	0	0	0
Brookhampton Horsemans Clubrooms	0	0	0	0	0	0	0	0	0	0	0	0	0	0	0	0
Balingup Oval - Shed	0	0	0	0	0	0	0	0	0	0	0	0	0	0	0	0
Other																
Dental Surgery	0	0	0	0	0	0	0	0	0	0	0	0	0	0	0	0
Medical Centre	0	0	0	0	0	0	0	0	0	0	0	0	0	0	0	0
Commercial Premises (Bendigo Bank)	0	0	0	0	0	0	0	0	0	0	0	0	0	0	0	0
Commercial Premises (Bendigo Bank) - Shed	0	0	0	0	0	0	0	0	0	0	0	0	0	0	0	0
Goods Shed - Donnybrook	0	0	0	0	0	0	0	0	0	0	0	0	0	0	0	0
Donnybrook Library	0	0	0	0	0	0	0	0	0	0	0	0	0	0	0	0
Donnybrook Museum Shed	0	0	0	0	0	0	0	0	0	0	0	0	0	0	0	0
Donnybrook Railway Station	0	0	0	0	0	0	0	0	0	0	0	0	0	0	0	0
Dog Pound	0	0	0	0	0	0	0	0	0	0	0	0	0	0	0	0
Cat Pound	0	0	0	0	0	0	0	0	0	0	0	0	0	0	0	0
Lions Club - Donnybrook	0	0	0	0	0	0	0	0	0	0	0	0	0	0	0	0
Donnybrook Health Precinct Development	0	0	0	0	0	0	0	0	0	0	0	0	0	0	0	0
TOTAL SUNDRY FUNDING SOURCES	**0**	**350,000**	**0**	**0**	**0**	**0**	**0**	**0**	**0**	**0**	**0**	**0**	**0**	**0**	**0**	**0**

Shire of Donnybrook Balingup

Asset Management Plan - Buildings
2023/24

Public Hall - Donnybrook

Dep Replacement Cost	$2,900,000		Asset Consumption Ratio =		46.77%		0	1	2	3	4	5	6	7	8	9	10	11	12	13	14	15
Replacement Value	$6,200,000		Asset Condition Rating		6																	
Asset Number	20201	No of years to project (Optimal)	No of years to project (Council)	Component baselife (Optimal)	Component baselife (Council)	Estimated *Cost*	Backlog *2023/24*	2023/24	2024/25	2025/26	2026/27	2027/28	2028/29	2029/30	2030/31	2031/32	2032/33	2033/34	2034/35	2035/36	2036/37	2037/38
Year	1919					$																
EXPENDITURE																						
Capital Upgrades / Expansion																						
Nil		1	1	1	1	0	0	0	0	0	0	0	0	0	0	0	0	0	0	0	0	0
Total - Capital Upgrades / Expansion							*0*	*0*	*0*	*0*	*0*	*0*	*0*	*0*	*0*	*0*	*0*	*0*	*0*	*0*	*0*	*0*
Capital Renewal																						
Exterior - Replace West Side Double Doors		2	2	999	999	2,060	0	0	2,185	0	0	0	0	0	0	0	0	0	0	0	0	0
Exterior - Repaint		5	5	7	7	25,500	0	0	0	0	0	29,561	0	0	0	0	0	0	36,357	0	0	0
Interior - Repaint		12	12	14	14	35,600	0	0	0	0	0	0	0	0	0	0	0	0	50,757	0	0	0
Toilets - Repaint		2	2	14	14	7,200	0	0	7,638	0	0	0	0	0	0	0	0	0	0	0	0	0
Floor - Reseal		2	2	5	3	5,100	0	0	5,411	0	0	5,912	0	0	6,461	0	0	7,060	0	0	7,714	0
Floor - Resand & Seal		14	14	15	15	10,200	0	0	0	0	0	0	0	0	0	0	0	0	0	0	15,428	0
Hall Bar - Internal Repaint		2	2	14	14	2,060	0	0	2,185	0	0	0	0	0	0	0	0	0	0	0	0	0
RSL Rooms - Repaint		2	2	14	14	10,300	0	0	10,927	0	0	0	0	0	0	0	0	0	0	0	0	0
Fire Escape Stairs - Repaint / Rust Treatment		2	2	14	14	3,050	0	0	3,236	0	0	0	0	0	0	0	0	0	0	0	0	0
West Wall Window Treatments		1	1	15	15	1,000	0	1,030	0	0	0	0	0	0	0	0	0	0	0	0	0	0
Total - Capital Renewal							*0*	*1,030*	*31,583*	*0*	*0*	*35,474*	*0*	*0*	*6,461*	*0*	*0*	*7,060*	*87,114*	*0*	*23,143*	*0*
TOTAL EXPENDITURE							**0**	**1,030**	**31,583**	**0**	**0**	**35,474**	**0**	**0**	**6,461**	**0**	**0**	**7,060**	**87,114**	**0**	**23,143**	**0**
FUNDING																						
Borrowings							0	0	0	0	0	0	0	0	0	0	0	0	0	0	0	0
Building Reserve							0	1,030	31,583	0	0	35,474	0	0	6,461	0	0	7,060	87,114	0	23,143	0
Grants							0	0	0	0	0	0	0	0	0	0	0	0	0	0	0	0
Other Reserves							0	0	0	0	0	0	0	0	0	0	0	0	0	0	0	0
TOTAL FUNDING							**0**	**1,030**	**31,583**	**0**	**0**	**35,474**	**0**	**0**	**6,461**	**0**	**0**	**7,060**	**87,114**	**0**	**23,143**	**0**
GENERAL FUNDS REQUIRED							**0**	**0**	**0**	**0**	**0**	**0**	**0**	**0**	**0**	**0**	**0**	**0**	**0**	**0**	**0**	**0**

Comments

Shire of Donnybrook Balingup

Asset Management Plan - Buildings
2023/24

Public Hall - Noggerup

Dep Replacement Cost	$660,000		Asset Consumption Ratio =		34.74%		0	1	2	3	4	5	6	7	8	9	10	11	12	13	14	15
Replacement Value	$1,900,000		Asset Condition Rating		7																	
Asset Number	20101	No of years to project (Optimal)	No of years to project (Council)	Component baselife (Optimal)	Component baselife (Council)	Estimated *Cost*	Backlog *2023/24*	2023/24	2024/25	2025/26	2026/27	2027/28	2028/29	2029/30	2030/31	2031/32	2032/33	2033/34	2034/35	2035/36	2036/37	2037/38
Year	1956					*$*																
EXPENDITURE																						
Capital Upgrades / Expansion																						
Nil		1	1	1	1	*0*	0	0	0	0	0	0	0	0	0	0	0	0	0	0	0	0
Total - Capital Upgrades / Expansion							*0*	*0*	*0*	*0*	*0*	*0*	*0*	*0*	*0*	*0*	*0*	*0*	*0*	*0*	*0*	*0*
Capital Renewal																						
External Timber - Repaint / Reoil		1	1	7	7	*10,200*	0	10,506	0	0	0	0	0	0	12,921	0	0	0	0	0	0	15,891
External Walls - Repaint		4	4	7	7	*13,500*	0	0	0	0	15,194	0	0	0	0	0	0	18,687	0	0	0	0
Reroof Toilet Block		1	1	30	30	*5,200*	0	5,356	0	0	0	0	0	0	0	0	0	0	0	0	0	0
Kitchen - Repaint and revarnish timber		4	4	10	10	*3,100*	0	0	0	0	3,489	0	0	0	0	0	0	0	0	0	4,689	0
Main Hall - Internal Repaint		4	4	15	15	*16,000*	0	0	0	0	18,008	0	0	0	0	0	0	0	0	0	0	0
Toilets - Repaint		4	4	10	10	*5,200*	0	0	0	0	5,853	0	0	0	0	0	0	0	0	0	7,865	0
Renew Aircon - Kitchen		6	6	15	15	*3,100*	0	0	0	0	0	0	3,702	0	0	0	0	0	0	0	0	0
Total - Capital Renewal							*0*	*15,862*	*0*	*0*	*42,544*	*0*	*3,702*	*0*	*12,921*	*0*	*0*	*18,687*	*0*	*0*	*12,554*	*15,891*
TOTAL EXPENDITURE							**0**	**15,862**	**0**	**0**	**42,544**	**0**	**3,702**	**0**	**12,921**	**0**	**0**	**18,687**	**0**	**0**	**12,554**	**15,891**
FUNDING																						
Borrowings							0	0	0	0	0	0	0	0	0	0	0	0	0	0	0	0
Building Reserve							0	15,862	0	0	42,544	0	3,702	0	12,921	0	0	18,687	0	0	12,554	15,891
Grants							0	0	0	0	0	0	0	0	0	0	0	0	0	0	0	0
Other Reserves							0	0	0	0	0	0	0	0	0	0	0	0	0	0	0	0
TOTAL FUNDING							**0**	**15,862**	**0**	**0**	**42,544**	**0**	**3,702**	**0**	**12,921**	**0**	**0**	**18,687**	**0**	**0**	**12,554**	**15,891**
GENERAL FUNDS REQUIRED							**0**	**0**	**0**	**0**	**0**	**0**	**0**	**0**	**0**	**0**	**0**	**0**	**0**	**0**	**0**	**0**

Comments

Shire of Donnybrook Balingup

Asset Management Plan - Buildings
2023/24

Public Hall - Balingup (and Library)

Dep Replacement Cost	$1,300,000		Asset Consumption Ratio =		52.00%		0	1	2	3	4	5	6	7	8	9	10	11	12	13	14	15
Replacement Value	$2,500,000		Asset Condition Rating		5																	
Asset Number	20307	No of years to project (Optimal)	No of years to project (Council)	Component baselife (Optimal)	Component baselife (Council)	Estimated *Cost*	Backlog *2023/24*	2023/24	2024/25	2025/26	2026/27	2027/28	2028/29	2029/30	2030/31	2031/32	2032/33	2033/34	2034/35	2035/36	2036/37	2037/38
Year	1930					*$*																
EXPENDITURE																						
Capital Upgrades / Expansion																						
Nil		1	1	1	1	*0*	0	0	0	0	0	0	0	0	0	0	0	0	0	0	0	0
Total - New / Improvements							*0*	*0*	*0*	*0*	*0*	*0*	*0*	*0*	*0*	*0*	*0*	*0*	*0*	*0*	*0*	*0*
Capital Renewal																						
Repaint Exterior		4	4	7	7	*27,000*	0	0	0	0	30,389	0	0	0	0	0	0	37,374	0	0	0	0
Arch Support Bars - Treat for Rust and Repaint		4	4	7	7	*1,100*	0	0	0	0	1,238	0	0	0	0	0	0	1,523	0	0	0	0
Repaint Interior		11	11	14	14	*36,000*	0	0	0	0	0	0	0	0	0	0	0	49,832	0	0	0	0
Covered Entry		1	1	99	99	*30,000*	0	30,900	0	0	0	0	0	0	0	0	0	0	0	0	0	0
Total - Capital Renewal							*0*	*30,900*	*0*	*0*	*31,627*	*0*	*0*	*0*	*0*	*0*	*0*	*88,729*	*0*	*0*	*0*	*0*
TOTAL EXPENDITURE							**0**	**30,900**	**0**	**0**	**31,627**	**0**	**0**	**0**	**0**	**0**	**0**	**88,729**	**0**	**0**	**0**	**0**
FUNDING																						
Borrowings							0	0	0	0	0	0	0	0	0	0	0	0	0	0	0	0
Building Reserve							0	30,900	0	0	31,627	0	0	0	0	0	0	88,729	0	0	0	0
Grants							0	0	0	0	0	0	0	0	0	0	0	0	0	0	0	0
Other Reserves							0	0	0	0	0	0	0	0	0	0	0	0	0	0	0	0
TOTAL FUNDING							**0**	**30,900**	**0**	**0**	**31,627**	**0**	**0**	**0**	**0**	**0**	**0**	**88,729**	**0**	**0**	**0**	**0**
GENERAL FUNDS REQUIRED							**0**	**0**	**0**	**0**	**0**	**0**	**0**	**0**	**0**	**0**	**0**	**0**	**0**	**0**	**0**	**0**

Comments

Shire of Donnybrook Balingup

Asset Management Plan - Buildings
2023/24

Public Hall - Kirup

Dep Replacement Cost	$840,000		Asset Consumption Ratio =		35.00%		0	1	2	3	4	5	6	7	8	9	10	11	12	13	14	15
Replacement Value	$2,400,000		Asset Condition Rating		7																	
Asset Number	20401	No of years	No of years	Component	Component	Estimated	Backlog	2023/24	2024/25	2025/26	2026/27	2027/28	2028/29	2029/30	2030/31	2031/32	2032/33	2033/34	2034/35	2035/36	2036/37	2037/38
Year	1963	to project	to project	baselife	baselife	*Cost*	*2023/24*															
		(Optimal)	(Council)	(Optimal)	(Council)	*$*																
EXPENDITURE																						
Capital Upgrades / Expansion																						
Nil		1	1	1	1	*0*	0	0	0	0	0	0	0	0	0	0	0	0	0	0	0	0
Total - Capital Upgrades / Expansion							*0*	*0*	*0*	*0*	*0*	*0*	*0*	*0*	*0*	*0*	*0*	*0*	*0*	*0*	*0*	*0*
Capital Renewal																						
Reclad Roof		1	1	30	30	*53,000*	0	54,590	0	0	0	0	0	0	0	0	0	0	0	0	0	0
Repaint - Exterior		1	1	7	7	*20,000*	0	20,600	0	0	0	0	0	0	25,335	0	0	0	0	0	0	31,159
Repaint - Internal		5	5	15	15	*15,000*	0	0	0	0	0	17,389	0	0	0	0	0	0	0	0	0	0
Repaint Toilets		1	1	15	15	*3,700*	0	3,811	0	0	0	0	0	0	0	0	0	0	0	0	0	0
Entry Foyer - Renew Ceiling		1	1	25	25	*2,100*	0	2,163	0	0	0	0	0	0	0	0	0	0	0	0	0	0
Total - Capital Renewal							*0*	*81,164*	*0*	*0*	*0*	*17,389*	*0*	*0*	*25,335*	*0*	*0*	*0*	*0*	*0*	*0*	*31,159*
TOTAL EXPENDITURE							**0**	**81,164**	**0**	**0**	**0**	**17,389**	**0**	**0**	**25,335**	**0**	**0**	**0**	**0**	**0**	**0**	**31,159**
FUNDING																						
Borrowings							0	0	0	0	0	0	0	0	0	0	0	0	0	0	0	0
Building Reserve							0	81,164	0	0	0	17,389	0	0	25,335	0	0	0	0	0	0	31,159
Grants							0	0	0	0	0	0	0	0	0	0	0	0	0	0	0	0
Other Reserves							0	0	0	0	0	0	0	0	0	0	0	0	0	0	0	0
TOTAL FUNDING							**0**	**81,164**	**0**	**0**	**0**	**17,389**	**0**	**0**	**25,335**	**0**	**0**	**0**	**0**	**0**	**0**	**31,159**
GENERAL FUNDS REQUIRED							**0**	**0**	**0**	**0**	**0**	**0**	**0**	**0**	**0**	**0**	**0**	**0**	**0**	**0**	**0**	**0**

Comments

Shire of Donnybrook Balingup

Asset Management Plan - Buildings
2023/24

Public Hall - Brookhampton

Dep Replacement Cost	$208,000		Asset Consumption Ratio =		22.37%		0	1	2	3	4	5	6	7	8	9	10	11	12	13	14	15
Replacement Value	$930,000		Asset Condition Rating		8																	
Asset Number	20601	No of years to project (Optimal)	No of years to project (Council)	Component baselife (Optimal)	Component baselife (Council)	Estimated *Cost*	Backlog *2023/24*	2023/24	2024/25	2025/26	2026/27	2027/28	2028/29	2029/30	2030/31	2031/32	2032/33	2033/34	2034/35	2035/36	2036/37	2037/38
Year	1899					*$*																
EXPENDITURE																						
Capital Upgrades / Expansion																						
Nil		1	1	1	1	*0*	0	0	0	0	0	0	0	0	0	0	0	0	0	0	0	0
Total - Capital Upgrades / Expansion							*0*	*0*	*0*	*0*	*0*	*0*	*0*	*0*	*0*	*0*	*0*	*0*	*0*	*0*	*0*	*0*
Capital Renewal																						
Repairs & Oil External Timber		7	7	7	7	*16,320*	0	0	0	0	0	0	0	20,072	0	0	0	0	0	0	24,685	0
Repaint Doors & Window Timber		7	7	7	7	*2,244*	0	0	0	0	0	0	0	2,760	0	0	0	0	0	0	3,394	0
Reseal Floor		7	7	7	7	*1,734*	0	0	0	0	0	0	0	2,133	0	0	0	0	0	0	2,623	0
Oil Internal Timbers		10	10	10	10	*5,100*	0	0	0	0	0	0	0	0	0	0	6,854	0	0	0	0	0
Repaint Internal		1	1	10	10	*5,610*	0	5,778	0	0	0	0	0	0	0	0	0	7,766	0	0	0	0
Repaint Kitchen		1	1	10	10	*1,530*	0	1,576	0	0	0	0	0	0	0	0	0	2,118	0	0	0	0
Repaint Toilets		1	1	10	10	*1,734*	0	1,786	0	0	0	0	0	0	0	0	0	2,400	0	0	0	0
Remediation Repairs		1	1	99	99	*59,670*	0	61,460	0	0	0	0	0	0	0	0	0	0	0	0	0	0
Total - Capital Renewal							*0*	*70,600*	*0*	*0*	*0*	*0*	*0*	*24,964*	*0*	*0*	*6,854*	*12,284*	*0*	*0*	*30,703*	*0*
TOTAL EXPENDITURE							**0**	**70,600**	**0**	**0**	**0**	**0**	**0**	**24,964**	**0**	**0**	**6,854**	**12,284**	**0**	**0**	**30,703**	**0**
FUNDING																						
Borrowings							0	0	0	0	0	0	0	0	0	0	0	0	0	0	0	0
Building Reserve							0	70,600	0	0	0	0	0	24,964	0	0	6,854	12,284	0	0	30,703	0
Grants							0	0	0	0	0	0	0	0	0	0	0	0	0	0	0	0
Other Reserves							0	0	0	0	0	0	0	0	0	0	0	0	0	0	0	0
TOTAL FUNDING							**0**	**70,600**	**0**	**0**	**0**	**0**	**0**	**24,964**	**0**	**0**	**6,854**	**12,284**	**0**	**0**	**30,703**	**0**
GENERAL FUNDS REQUIRED							**0**	**0**	**0**	**0**	**0**	**0**	**0**	**0**	**0**	**0**	**0**	**0**	**0**	**0**	**0**	**0**

Comments
State Heritage Listed

Shire of Donnybrook Balingup

Asset Management Plan - Buildings
2023/24

Public Hall - (Supper Hall) Brookhampton

Dep Replacement Cost	$68,000		Asset Consumption Ratio =		34.69%		0	1	2	3	4	5	6	7	8	9	10	11	12	13	14	15
Replacement Value	$196,000		Asset Condition Rating		7																	
Asset Number	20776	No of years to project (Optimal)	No of years to project (Council)	Component baselife (Optimal)	Component baselife (Council)	Estimated *Cost*	Backlog *2023/24*	2023/24	2024/25	2025/26	2026/27	2027/28	2028/29	2029/30	2030/31	2031/32	2032/33	2033/34	2034/35	2035/36	2036/37	2037/38
Year						*$*																
EXPENDITURE																						
Capital Upgrades / Expansion																						
Nil		1	1	1	1	*0*	0	0	0	0	0	0	0	0	0	0	0	0	0	0	0	0
Total - Capital Upgrades / Expansion							*0*	*0*	*0*	*0*	*0*	*0*	*0*	*0*	*0*	*0*	*0*	*0*	*0*	*0*	*0*	*0*
Capital Renewal																						
Nil		1	1	1	1	*0*	0	0	0	0	0	0	0	0	0	0	0	0	0	0	0	0
Total - Capital Renewal							*0*	*0*	*0*	*0*	*0*	*0*	*0*	*0*	*0*	*0*	*0*	*0*	*0*	*0*	*0*	*0*
TOTAL EXPENDITURE							**0**	**0**	**0**	**0**	**0**	**0**	**0**	**0**	**0**	**0**	**0**	**0**	**0**	**0**	**0**	**0**
FUNDING																						
Borrowings							0	0	0	0	0	0	0	0	0	0	0	0	0	0	0	0
Building Reserve							0	0	0	0	0	0	0	0	0	0	0	0	0	0	0	0
Grants							0	0	0	0	0	0	0	0	0	0	0	0	0	0	0	0
Other Reserves							0	0	0	0	0	0	0	0	0	0	0	0	0	0	0	0
TOTAL FUNDING							**0**	**0**	**0**	**0**	**0**	**0**	**0**	**0**	**0**	**0**	**0**	**0**	**0**	**0**	**0**	**0**
GENERAL FUNDS REQUIRED							**0**	**0**	**0**	**0**	**0**	**0**	**0**	**0**	**0**	**0**	**0**	**0**	**0**	**0**	**0**	**0**

Comments
State Heritage Listed

Shire of Donnybrook Balingup

Asset Management Plan - Buildings
2023/24

Public Hall - Newlands

Dep Replacement Cost	$224,000		Asset Consumption Ratio =		28.72%		0	1	2	3	4	5	6	7	8	9	10	11	12	13	14	15
Replacement Value	$780,000		Asset Condition Rating		8																	
Asset Number	20602	No of years to project (Optimal)	No of years to project (Council)	Component baselife (Optimal)	Component baselife (Council)	Estimated *Cost*	Backlog *2023/24*	2023/24	2024/25	2025/26	2026/27	2027/28	2028/29	2029/30	2030/31	2031/32	2032/33	2033/34	2034/35	2035/36	2036/37	2037/38
Year	1960					*$*																
EXPENDITURE																						
Capital Upgrades / Expansion																						
Nil		1	1	1	1	*0*	0	0	0	0	0	0	0	0	0	0	0	0	0	0	0	0
Total - Capital Upgrades / Expansion							*0*	*0*	*0*	*0*	*0*	*0*	*0*	*0*	*0*	*0*	*0*	*0*	*0*	*0*	*0*	*0*
Capital Renewal																						
Backlog - 20/21	Repaint Exterior	-2	0	7	7	*10,200*	10,200	0	0	0	0	0	0	12,545	0	0	0	0	0	0	15,428	0
Backlog - 20/21	Renew Upper Roof Sheeting	-2	0	20	20	*7,200*	7,200	0	0	0	0	0	0	0	0	0	0	0	0	0	0	0
Backlog - 20/21	Renew Double Doors	-2	0	25	25	*2,550*	2,550	0	0	0	0	0	0	0	0	0	0	0	0	0	0	0
Backlog - 20/21	Install Push Bars on Double Doors	-2	0	14	14	*1,600*	1,600	0	0	0	0	0	0	0	0	0	0	0	0	0	2,420	0
Backlog - 20/21	Partial Re-stumping	-2	0	25	25	*1,300*	1,300	0	0	0	0	0	0	0	0	0	0	0	0	0	0	0
Backlog - 20/21	Oil Floor	-2	0	20	20	*1,050*	1,050	0	0	0	0	0	0	0	0	0	0	0	0	0	0	0
Backlog - 20/21	Kitchen Back Wall - re-gyprock & Paint	-2	0	99	99	*2,100*	2,100	0	0	0	0	0	0	0	0	0	0	0	0	0	0	0
Backlog - 20/21	Repaint - Main Hall	-2	0	14	14	*5,200*	5,200	0	0	0	0	0	0	0	0	0	0	0	0	0	7,865	0
Backlog - 20/21	Kitchen - Repaint	-2	0	14	14	*3,600*	3,600	0	0	0	0	0	0	0	0	0	0	0	0	0	5,445	0
Backlog - 20/21	Toilets - Refurbish	-2	0	14	14	*4,100*	4,100	0	0	0	0	0	0	0	0	0	0	0	0	0	6,202	0
Backlog - 20/21	Illuminated Exit Signs x 2	-2	0	10	10	*1,050*	1,050	0	0	0	0	0	0	0	0	0	1,411	0	0	0	0	0
Backlog - 20/21	Renew Kitchen Units	-2	0	20	20	*7,120*	7,120	0	0	0	0	0	0	0	0	0	0	0	0	0	0	0
Backlog - 20/21	Kitchen - Renew Flooring	-2	0	14	14	*4,100*	4,100	0	0	0	0	0	0	0	0	0	0	0	0	0	6,202	0
Backlog - 20/21	Guttering - 17m & 5 Downpipes	-2	0	20	20	*2,050*	2,050	0	0	0	0	0	0	0	0	0	0	0	0	0	0	0
Total - Capital Renewal							*53,220*	*0*	*0*	*0*	*0*	*0*	*0*	*12,545*	*0*	*0*	*1,411*	*0*	*0*	*0*	*43,563*	*0*
TOTAL EXPENDITURE							**53,220**	**0**	**0**	**0**	**0**	**0**	**0**	**12,545**	**0**	**0**	**1,411**	**0**	**0**	**0**	**43,563**	**0**
FUNDING																						
Borrowings							0	0	0	0	0	0	0	0	0	0	0	0	0	0	0	0
Building Reserve							53,220	0	0	0	0	0	0	12,545	0	0	1,411	0	0	0	43,563	0
Grants							0	0	0	0	0	0	0	0	0	0	0	0	0	0	0	0
Other Reserves							0	0	0	0	0	0	0	0	0	0	0	0	0	0	0	0
TOTAL FUNDING							**53,220**	**0**	**0**	**0**	**0**	**0**	**0**	**12,545**	**0**	**0**	**1,411**	**0**	**0**	**0**	**43,563**	**0**
GENERAL FUNDS REQUIRED							**0**	**0**	**0**	**0**	**0**	**0**	**0**	**0**	**0**	**0**	**0**	**0**	**0**	**0**	**0**	**0**

Comments

Shire of Donnybrook Balingup

Asset Management Plan - Buildings
2023/24

Public Hall - Yabberup (and Tennis Shed)

Dep Replacement Cost	$482,500		Asset Consumption Ratio =		72.12%		0	1	2	3	4	5	6	7	8	9	10	11	12	13	14	15
Replacement Value	$669,000		Asset Condition Rating		3																	
Asset Number	20603 + 20777	No of years to project (Optimal)	No of years to project (Council)	Component baselife (Optimal)	Component baselife (Council)	Estimated *Cost*	Backlog *2023/24*	2023/24	2024/25	2025/26	2026/27	2027/28	2028/29	2029/30	2030/31	2031/32	2032/33	2033/34	2034/35	2035/36	2036/37	2037/38
Year	1994					*$*																
EXPENDITURE																						
Capital Upgrades / Expansion																						
Nil		0	0	999	999	*0*	0	0	0	0	0	0	0	0	0	0	0	0	0	0	0	0
Total - Capital Upgrades / Expansion							*0*	*0*	*0*	*0*	*0*	*0*	*0*	*0*	*0*	*0*	*0*	*0*	*0*	*0*	*0*	*0*
Capital Renewal																						
Repaint / Reoil External Timber		2	2	7	7	*5,300*	0	0	5,623	0	0	0	0	0	0	6,915	0	0	0	0	0	0
Toilets - Repaint		2	2	14	14	*2,700*	0	0	2,864	0	0	0	0	0	0	0	0	0	0	0	0	0
Internal Repaint		2	2	14	14	*10,500*	0	0	11,139	0	0	0	0	0	0	0	0	0	0	0	0	0
Total - Capital Renewal							*0*	*0*	*19,627*	*0*	*0*	*0*	*0*	*0*	*0*	*6,915*	*0*	*0*	*0*	*0*	*0*	*0*
TOTAL EXPENDITURE							**0**	**0**	**19,627**	**0**	**0**	**0**	**0**	**0**	**0**	**6,915**	**0**	**0**	**0**	**0**	**0**	**0**
FUNDING																						
Borrowings							0	0	0	0	0	0	0	0	0	0	0	0	0	0	0	0
Building Reserve							0	0	19,627	0	0	0	0	0	0	6,915	0	0	0	0	0	0
Grants							0	0	0	0	0	0	0	0	0	0	0	0	0	0	0	0
Other Reserves							0	0	0	0	0	0	0	0	0	0	0	0	0	0	0	0
TOTAL FUNDING							**0**	**0**	**19,627**	**0**	**0**	**0**	**0**	**0**	**0**	**6,915**	**0**	**0**	**0**	**0**	**0**	**0**
GENERAL FUNDS REQUIRED							**0**	**0**	**0**	**0**	**0**	**0**	**0**	**0**	**0**	**0**	**0**	**0**	**0**	**0**	**0**	**0**

Comments
Includes Asset 20777 - adjoining Tennis Shed

Shire of Donnybrook Balingup

Asset Management Plan - Buildings
2023/24

Scout Hall - Donnybrook

Dep Replacement Cost	$94,000		Asset Consumption Ratio =		21.61%		0	1	2	3	4	5	6	7	8	9	10	11	12	13	14	15
Replacement Value	$435,000		Asset Condition Rating		8																	
Asset Number	20673	No of years to project (Optimal)	No of years to project (Council)	Component baselife (Optimal)	Component baselife (Council)	Estimated *Cost*	Backlog *2023/24*	2023/24	2024/25	2025/26	2026/27	2027/28	2028/29	2029/30	2030/31	2031/32	2032/33	2033/34	2034/35	2035/36	2036/37	2037/38
Year	1960					*$*																
EXPENDITURE																						
Capital Upgrades / Expansion																						
Nil		1	1	1	1	*0*	0	0	0	0	0	0	0	0	0	0	0	0	0	0	0	0
Total - Capital Upgrades / Expansion							*0*	*0*	*0*	*0*	*0*	*0*	*0*	*0*	*0*	*0*	*0*	*0*	*0*	*0*	*0*	*0*
Capital Renewal																						
Repaint Exterior		2	2	7	7	*10,500*	0	0	11,139	0	0	0	0	0	0	13,700	0	0	0	0	0	0
Repaint Interior		2	2	14	14	*7,300*	0	0	7,745	0	0	0	0	0	0	0	0	0	0	0	0	0
Main Hall - Renew Ceiling		2	2	25	25	*12,500*	0	0	13,261	0	0	0	0	0	0	0	0	0	0	0	0	0
Rear Room - Renew Ceiling		2	2	25	25	*2,650*	0	0	2,811	0	0	0	0	0	0	0	0	0	0	0	0	0
Total - Capital Renewal							*0*	*0*	*34,957*	*0*	*0*	*0*	*0*	*0*	*0*	*13,700*	*0*	*0*	*0*	*0*	*0*	*0*
TOTAL EXPENDITURE							**0**	**0**	**34,957**	**0**	**0**	**0**	**0**	**0**	**0**	**13,700**	**0**	**0**	**0**	**0**	**0**	**0**
FUNDING																						
Borrowings							0	0	0	0	0	0	0	0	0	0	0	0	0	0	0	0
Building Reserve							0	0	34,957	0	0	0	0	0	0	13,700	0	0	0	0	0	0
Grants							0	0	0	0	0	0	0	0	0	0	0	0	0	0	0	0
Other Reserves							0	0	0	0	0	0	0	0	0	0	0	0	0	0	0	0
TOTAL FUNDING							**0**	**0**	**34,957**	**0**	**0**	**0**	**0**	**0**	**0**	**13,700**	**0**	**0**	**0**	**0**	**0**	**0**
GENERAL FUNDS REQUIRED							**0**	**0**	**0**	**0**	**0**	**0**	**0**	**0**	**0**	**0**	**0**	**0**	**0**	**0**	**0**	**0**

Comments

Shire of Donnybrook Balingup

Asset Management Plan - Buildings
2023/24

Scout Hall - Shed 1

Dep Replacement Cost	$15,500		Asset Consumption Ratio =		81.58%		0	1	2	3	4	5	6	7	8	9	10	11	12	13	14	15
Replacement Value	$19,000		Asset Condition Rating		2																	
Asset Number	20671	No of years to project	No of years to project	Component baselife	Component baselife	Estimated	Backlog	2023/24	2024/25	2025/26	2026/27	2027/28	2028/29	2029/30	2030/31	2031/32	2032/33	2033/34	2034/35	2035/36	2036/37	2037/38
Year	2012	(Optimal)	(Council)	(Optimal)	(Council)	*Cost*	*2023/24*															
						$																
EXPENDITURE																						
Capital Upgrades / Expansion																						
Nil		1	1	1	1	*0*	0	0	0	0	0	0	0	0	0	0	0	0	0	0	0	0
Total - Capital Upgrades / Expansion							*0*	*0*	*0*	*0*	*0*	*0*	*0*	*0*	*0*	*0*	*0*	*0*	*0*	*0*	*0*	*0*
Capital Renewal																						
Nil		1	1	1	1	*0*	0	0	0	0	0	0	0	0	0	0	0	0	0	0	0	0
Total - Capital Renewal							*0*	*0*	*0*	*0*	*0*	*0*	*0*	*0*	*0*	*0*	*0*	*0*	*0*	*0*	*0*	*0*
TOTAL EXPENDITURE							**0**	**0**	**0**	**0**	**0**	**0**	**0**	**0**	**0**	**0**	**0**	**0**	**0**	**0**	**0**	**0**
FUNDING																						
Borrowings							0	0	0	0	0	0	0	0	0	0	0	0	0	0	0	0
Building Reserve							0	0	0	0	0	0	0	0	0	0	0	0	0	0	0	0
Grants							0	0	0	0	0	0	0	0	0	0	0	0	0	0	0	0
Other Reserves							0	0	0	0	0	0	0	0	0	0	0	0	0	0	0	0
TOTAL FUNDING							**0**	**0**	**0**	**0**	**0**	**0**	**0**	**0**	**0**	**0**	**0**	**0**	**0**	**0**	**0**	**0**
GENERAL FUNDS REQUIRED							**0**	**0**	**0**	**0**	**0**	**0**	**0**	**0**	**0**	**0**	**0**	**0**	**0**	**0**	**0**	**0**

Comments

Shire of Donnybrook Balingup

Asset Management Plan - Buildings
2023/24

Scout Hall - Shed 2

Dep Replacement Cost	$13,500		Asset Consumption Ratio =		71.05%		0	1	2	3	4	5	6	7	8	9	10	11	12	13	14	15
Replacement Value	$19,000		Asset Condition Rating		3																	
Asset Number	20672	No of years to project (Optimal)	No of years to project (Council)	Component baselife (Optimal)	Component baselife (Council)	Estimated *Cost*	Backlog *2023/24*	2023/24	2024/25	2025/26	2026/27	2027/28	2028/29	2029/30	2030/31	2031/32	2032/33	2033/34	2034/35	2035/36	2036/37	2037/38
Year	2005																					
						$																
EXPENDITURE																						
Capital Upgrades / Expansion																						
Nil		1	1	1	1	*0*	0	0	0	0	0	0	0	0	0	0	0	0	0	0	0	0
Total - Capital Upgrades / Expansion							*0*	*0*	*0*	*0*	*0*	*0*	*0*	*0*	*0*	*0*	*0*	*0*	*0*	*0*	*0*	*0*
Capital Renewal																						
Nil		1	1	1	1	*0*	0	0	0	0	0	0	0	0	0	0	0	0	0	0	0	0
Total - Capital Renewal							*0*	*0*	*0*	*0*	*0*	*0*	*0*	*0*	*0*	*0*	*0*	*0*	*0*	*0*	*0*	*0*
TOTAL EXPENDITURE							**0**	**0**	**0**	**0**	**0**	**0**	**0**	**0**	**0**	**0**	**0**	**0**	**0**	**0**	**0**	**0**
FUNDING																						
Borrowings							0	0	0	0	0	0	0	0	0	0	0	0	0	0	0	0
Building Reserve							0	0	0	0	0	0	0	0	0	0	0	0	0	0	0	0
Grants							0	0	0	0	0	0	0	0	0	0	0	0	0	0	0	0
Other Reserves							0	0	0	0	0	0	0	0	0	0	0	0	0	0	0	0
TOTAL FUNDING							**0**	**0**	**0**	**0**	**0**	**0**	**0**	**0**	**0**	**0**	**0**	**0**	**0**	**0**	**0**	**0**
GENERAL FUNDS REQUIRED							**0**	**0**	**0**	**0**	**0**	**0**	**0**	**0**	**0**	**0**	**0**	**0**	**0**	**0**	**0**	**0**

Comments

Community Centre & Infant Health Clinic - Donnybrook

Dep Replacement Cost	$340,000		Asset Consumption Ratio =		37.36%		0	1	2	3	4	5	6	7	8	9	10	11	12	13	14	15
Replacement Value	$910,000		Asset Condition Rating		7																	
Asset Number	20223	No of years to project (Optimal)	No of years to project (Council)	Component baselife (Optimal)	Component baselife (Council)	Estimated *Cost*	Backlog *2023/24*	2023/24	2024/25	2025/26	2026/27	2027/28	2028/29	2029/30	2030/31	2031/32	2032/33	2033/34	2034/35	2035/36	2036/37	2037/38
Year	1972					*$*																
EXPENDITURE																						
Capital Upgrades / Expansion																						
Nil		1	1	1	1	*0*	0	0	0	0	0	0	0	0	0	0	0	0	0	0	0	0
Total - Capital Upgrades / Expansion							*0*	*0*	*0*	*0*	*0*	*0*	*0*	*0*	*0*	*0*	*0*	*0*	*0*	*0*	*0*	*0*
Capital Renewal																						
Renew Floor Coverings		20	20	20	20	*10,100*	0	0	0	0	0	0	0	0	0	0	0	0	0	0	0	0
Internal Repaint		14	14	14	14	*8,300*	0	0	0	0	0	0	0	0	0	0	0	0	0	0	12,554	0
Repaint External		7	7	7	7	*6,050*	0	0	0	0	0	0	0	7,441	0	0	0	0	0	0	9,151	0
Renew Aircon - Child Health Clinic		15	15	15	15	*3,020*	0	0	0	0	0	0	0	0	0	0	0	0	0	0	0	4,705
Renew Vertical Blinds - Child Health		15	15	15	15	*2,010*	0	0	0	0	0	0	0	0	0	0	0	0	0	0	0	3,132
Renew Gas Fire with Aircon		15	15	15	15	*5,050*	0	0	0	0	0	0	0	0	0	0	0	0	0	0	0	7,868
Kitchen renewal		4	4	20	20	*8,050*	0	0	0	0	9,060	0	0	0	0	0	0	0	0	0	0	0
Renew Toy Store Ceiling		25	25	25	25	*3,020*	0	0	0	0	0	0	0	0	0	0	0	0	0	0	0	0
Renew Fence		23	23	25	25	*6,050*	0	0	0	0	0	0	0	0	0	0	0	0	0	0	0	0
Reroof		50	50	50	50	*29,000*	0	0	0	0	0	0	0	0	0	0	0	0	0	0	0	0
Total - Capital Renewal							*0*	*0*	*0*	*0*	*9,060*	*0*	*0*	*7,441*	*0*	*0*	*0*	*0*	*0*	*0*	*21,706*	*15,704*
TOTAL EXPENDITURE							**0**	**0**	**0**	**0**	**9,060**	**0**	**0**	**7,441**	**0**	**0**	**0**	**0**	**0**	**0**	**21,706**	**15,704**
FUNDING																						
Borrowings							0	0	0	0	0	0	0	0	0	0	0	0	0	0	0	0
Building Reserve							0	0	0	0	9,060	0	0	7,441	0	0	0	0	0	0	21,706	15,704
Grants							0	0	0	0	0	0	0	0	0	0	0	0	0	0	0	0
Other Reserves							0	0	0	0	0	0	0	0	0	0	0	0	0	0	0	0
TOTAL FUNDING							**0**	**0**	**0**	**0**	**9,060**	**0**	**0**	**7,441**	**0**	**0**	**0**	**0**	**0**	**0**	**21,706**	**15,704**
GENERAL FUNDS REQUIRED							**0**	**0**	**0**	**0**	**0**	**0**	**0**	**0**	**0**	**0**	**0**	**0**	**0**	**0**	**0**	**0**

Comments
Allnut Street

Community Resource Centre - Donnybrook

Dep Replacement Cost	$197,583		Asset Consumption Ratio =		60.61%		0	1	2	3	4	5	6	7	8	9	10	11	12	13	14	15
Replacement Value	$326,000		Asset Condition Rating		4																	
Asset Number	20625	No of years to project (Optimal)	No of years to project (Council)	Component baselife (Optimal)	Component baselife (Council)	Estimated *Cost*	Backlog *2023/24*	2023/24	2024/25	2025/26	2026/27	2027/28	2028/29	2029/30	2030/31	2031/32	2032/33	2033/34	2034/35	2035/36	2036/37	2037/38
Year	2003					*$*																
EXPENDITURE																						
Capital Upgrades / Expansion																						
Project		1	1	1	1	*0*	0	0	0	0	0	0	0	0	0	0	0	0	0	0	0	0
Total - Capital Upgrades / Expansion							*0*	*0*	*0*	*0*	*0*	*0*	*0*	*0*	*0*	*0*	*0*	*0*	*0*	*0*	*0*	*0*
Capital Renewal																						
Restump		34	34	35	35	*20,500*	0	0	0	0	0	0	0	0	0	0	0	0	0	0	0	0
Renew Roof Cladding		1	1	30	30	*20,000*	0	20,600	0	0	0	0	0	0	0	0	0	0	0	0	0	0
Exterior - Repaint		5	5	7	7	*13,100*	0	0	0	0	0	15,186	0	0	0	0	0	0	18,677	0	0	0
Renew Kitchen Cupboards & Sink		18	18	20	20	*2,600*	0	0	0	0	0	0	0	0	0	0	0	0	0	0	0	0
Bathroom Refit		10	10	10	10	*21,000*	0	0	0	0	0	0	0	0	0	0	28,222	0	0	0	0	0
Total - Capital Renewal							*0*	*20,600*	*0*	*0*	*0*	*15,186*	*0*	*0*	*0*	*0*	*28,222*	*0*	*18,677*	*0*	*0*	*0*
TOTAL EXPENDITURE							**0**	**20,600**	**0**	**0**	**0**	**15,186**	**0**	**0**	**0**	**0**	**28,222**	**0**	**18,677**	**0**	**0**	**0**
FUNDING																						
Borrowings							0	0	0	0	0	0	0	0	0	0	0	0	0	0	0	0
Building Reserve							0	20,600	0	0	0	15,186	0	0	0	0	28,222	0	18,677	0	0	0
Grants							0	0	0	0	0	0	0	0	0	0	0	0	0	0	0	0
Other Reserves							0	0	0	0	0	0	0	0	0	0	0	0	0	0	0	0
TOTAL FUNDING							**0**	**20,600**	**0**	**0**	**0**	**15,186**	**0**	**0**	**0**	**0**	**28,222**	**0**	**18,677**	**0**	**0**	**0**
GENERAL FUNDS REQUIRED							**0**	**0**	**0**	**0**	**0**	**0**	**0**	**0**	**0**	**0**	**0**	**0**	**0**	**0**	**0**	**0**

Comments

Shire of Donnybrook Balingup

Asset Management Plan - Buildings
2023/24

Community Centre - Balingup

Dep Replacement Cost	$550,000		Asset Consumption Ratio =		68.75%		0	1	2	3	4	5	6	7	8	9	10	11	12	13	14	15
Replacement Value	$800,000		Asset Condition Rating		2																	
Asset Number	See Comments	No of years to project (Optimal)	No of years to project (Council)	Component baselife (Optimal)	Component baselife (Council)	Estimated *Cost*	Backlog *2023/24*	2023/24	2024/25	2025/26	2026/27	2027/28	2028/29	2029/30	2030/31	2031/32	2032/33	2033/34	2034/35	2035/36	2036/37	2037/38
Year	2010					*$*																
EXPENDITURE																						
Capital Upgrades / Expansion																						
Nil		1	1	99	99	*0*	0	0	0	0	0	0	0	0	0	0	0	0	0	0	0	0
Total - Capital Upgrades / Expansion							*0*	*0*	*0*	*0*	*0*	*0*	*0*	*0*	*0*	*0*	*0*	*0*	*0*	*0*	*0*	*0*
Capital Renewal																						
Repaint - External		1	1	99	99	*0*	0	0	0	0	0	0	0	0	0	0	0	0	0	0	0	0
Total - Capital Renewal							*0*	*0*	*0*	*0*	*0*	*0*	*0*	*0*	*0*	*0*	*0*	*0*	*0*	*0*	*0*	*0*
TOTAL EXPENDITURE							**0**	**0**	**0**	**0**	**0**	**0**	**0**	**0**	**0**	**0**	**0**	**0**	**0**	**0**	**0**	**0**
FUNDING																						
Borrowings							0	0	0	0	0	0	0	0	0	0	0	0	0	0	0	0
Building Reserve							0	0	0	0	0	0	0	0	0	0	0	0	0	0	0	0
Grants							0	0	0	0	0	0	0	0	0	0	0	0	0	0	0	0
Other Reserves							0	0	0	0	0	0	0	0	0	0	0	0	0	0	0	0
TOTAL FUNDING							**0**	**0**	**0**	**0**	**0**	**0**	**0**	**0**	**0**	**0**	**0**	**0**	**0**	**0**	**0**	**0**
GENERAL FUNDS REQUIRED							**0**	**0**	**0**	**0**	**0**	**0**	**0**	**0**	**0**	**0**	**0**	**0**	**0**	**0**	**0**	**0**

Comments
Asset# 20649 & 20723
Under Lease - Lessee responsible for all maintenance. Lease expires 01/09/2027

Shire of Donnybrook Balingup

Asset Management Plan - Buildings
2023/24

Men's Shed - Egan Park

Dep Replacement Cost	$196,000		Asset Consumption Ratio =		71.27%		0	1	2	3	4	5	6	7	8	9	10	11	12	13	14	15
Replacement Value	$275,000		Asset Condition Rating		3																	
Asset Number	20707	No of years to project (Optimal)	No of years to project (Council)	Component baselife (Optimal)	Component baselife (Council)	Estimated *Cost*	Backlog *2023/24*	2023/24	2024/25	2025/26	2026/27	2027/28	2028/29	2029/30	2030/31	2031/32	2032/33	2033/34	2034/35	2035/36	2036/37	2037/38
Year	1978					*$*																
EXPENDITURE																						
Capital Upgrades / Expansion																						
Nil		1	1	1	1	*0*	0	0	0	0	0	0	0	0	0	0	0	0	0	0	0	0
Total - Capital Upgrades / Expansion							*0*	*0*	*0*	*0*	*0*	*0*	*0*	*0*	*0*	*0*	*0*	*0*	*0*	*0*	*0*	*0*
Capital Renewal																						
External Repaint		3	3	7	7	*6,000*	0	0	0	6,556	0	0	0	0	0	0	8,063	0	0	0	0	0
Internal Repaint		5	5	14	14	*6,000*	0	0	0	0	0	6,956	0	0	0	0	0	0	0	0	0	0
Total - Capital Renewal							*0*	*0*	*0*	*6,556*	*0*	*6,956*	*0*	*0*	*0*	*0*	*8,063*	*0*	*0*	*0*	*0*	*0*
TOTAL EXPENDITURE							**0**	**0**	**0**	**6,556**	**0**	**6,956**	**0**	**0**	**0**	**0**	**8,063**	**0**	**0**	**0**	**0**	**0**
FUNDING																						
Borrowings							0	0	0	0	0	0	0	0	0	0	0	0	0	0	0	0
Building Reserve							0	0	0	6,556	0	6,956	0	0	0	0	8,063	0	0	0	0	0
Grants							0	0	0	0	0	0	0	0	0	0	0	0	0	0	0	0
Other Reserves							0	0	0	0	0	0	0	0	0	0	0	0	0	0	0	0
TOTAL FUNDING							**0**	**0**	**0**	**6,556**	**0**	**6,956**	**0**	**0**	**0**	**0**	**8,063**	**0**	**0**	**0**	**0**	**0**
GENERAL FUNDS REQUIRED							**0**	**0**	**0**	**0**	**0**	**0**	**0**	**0**	**0**	**0**	**0**	**0**	**0**	**0**	**0**	**0**

Comments

Men's Shed Workshop & Ablutions - Egan Park

Dep Replacement Cost	$122,000		Asset Consumption Ratio =		40.00%		0	1	2	3	4	5	6	7	8	9	10	11	12	13	14	15
Replacement Value	$305,000		Asset Condition Rating		6																	
Asset Number	20228	No of years to project (Optimal)	No of years to project (Council)	Component baselife (Optimal)	Component baselife (Council)	Estimated *Cost*	Backlog *2023/24*	2023/24	2024/25	2025/26	2026/27	2027/28	2028/29	2029/30	2030/31	2031/32	2032/33	2033/34	2034/35	2035/36	2036/37	2037/38
Year						*$*																
EXPENDITURE																						
Capital Upgrades / Expansion																						
Nil		1	1	1	1	*0*	0	0	0	0	0	0	0	0	0	0	0	0	0	0	0	0
Total - Capital Upgrades / Expansion							*0*	*0*	*0*	*0*	*0*	*0*	*0*	*0*	*0*	*0*	*0*	*0*	*0*	*0*	*0*	*0*
Capital Renewal																						
Nil		1	1	1	1	*0*	0	0	0	0	0	0	0	0	0	0	0	0	0	0	0	0
Total - Capital Renewal							*0*	*0*	*0*	*0*	*0*	*0*	*0*	*0*	*0*	*0*	*0*	*0*	*0*	*0*	*0*	*0*
TOTAL EXPENDITURE							**0**	**0**	**0**	**0**	**0**	**0**	**0**	**0**	**0**	**0**	**0**	**0**	**0**	**0**	**0**	**0**
FUNDING																						
Borrowings							0	0	0	0	0	0	0	0	0	0	0	0	0	0	0	0
Building Reserve							0	0	0	0	0	0	0	0	0	0	0	0	0	0	0	0
Grants							0	0	0	0	0	0	0	0	0	0	0	0	0	0	0	0
Other Reserves							0	0	0	0	0	0	0	0	0	0	0	0	0	0	0	0
TOTAL FUNDING							**0**	**0**	**0**	**0**	**0**	**0**	**0**	**0**	**0**	**0**	**0**	**0**	**0**	**0**	**0**	**0**
GENERAL FUNDS REQUIRED							**0**	**0**	**0**	**0**	**0**	**0**	**0**	**0**	**0**	**0**	**0**	**0**	**0**	**0**	**0**	**0**

Comments

Shire of Donnybrook Balingup

Asset Management Plan - Buildings
2023/24

Public Toilets - Donnybrook Hall External

| | | |

Shire of Donnybrook Balingup

Asset Management Plan - Buildings
2023/24

Public Toilets - Ayres Gardens Precinct

Dep Replacement Cost	$58,000		Asset Consumption Ratio		25.44%		0	1	2	3	4	5	6	7	8	9	10	11	12	13	14	15
Replacement Value	$228,000		Asset Condition Rating		8																	
Asset Number	20203	No of years to project (Optimal)	No of years to project (Council)	Component baselife (Optimal)	Component baselife (Council)	Estimated *Cost*	Backlog *2023/24*	2023/24	2024/25	2025/26	2026/27	2027/28	2028/29	2029/30	2030/31	2031/32	2032/33	2033/34	2034/35	2035/36	2036/37	2037/38
Year	1970					*$*																
EXPENDITURE																						
Capital Upgrades / Expansion																						
Nil		1	1	1	1	*0*	0	0	0	0	0	0	0	0	0	0	0	0	0	0	0	0
Total - Capital Upgrades / Expansion							*0*	*0*	*0*	*0*	*0*	*0*	*0*	*0*	*0*	*0*	*0*	*0*	*0*	*0*	*0*	*0*
Capital Renewal																						
Repaint - External		5	5	7	7	*6,000*	0	0	0	0	0	6,956	0	0	0	0	0	0	8,555	0	0	0
Refurbish Interior		13	13	14	14	*95,000*	0	0	0	0	0	0	0	0	0	0	0	0	0	139,511	0	0
Total - Capital Renewal							*0*	*0*	*0*	*0*	*0*	*6,956*	*0*	*0*	*0*	*0*	*0*	*0*	*8,555*	*139,511*	*0*	*0*
TOTAL EXPENDITURE							**0**	**0**	**0**	**0**	**0**	**6,956**	**0**	**0**	**0**	**0**	**0**	**0**	**8,555**	**139,511**	**0**	**0**
FUNDING																						
Borrowings							0	0	0	0	0	0	0	0	0	0	0	0	0	0	0	0
Building Reserve							0	0	0	0	0	6,956	0	0	0	0	0	0	8,555	139,511	0	0
Grants							0	0	0	0	0	0	0	0	0	0	0	0	0	0	0	0
Other Reserves							0	0	0	0	0	0	0	0	0	0	0	0	0	0	0	0
TOTAL FUNDING							**0**	**0**	**0**	**0**	**0**	**6,956**	**0**	**0**	**0**	**0**	**0**	**0**	**8,555**	**139,511**	**0**	**0**
GENERAL FUNDS REQUIRED							**0**	**0**	**0**	**0**	**0**	**0**	**0**	**0**	**0**	**0**	**0**	**0**	**0**	**0**	**0**	**0**

Comments

Public Toilets - Vin Farley Park

Dep Replacement Cost	$84,000		Asset Consumption Ratio =		58.33%		0	1	2	3	4	5	6	7	8	9	10	11	12	13	14	15
Replacement Value	$144,000		Asset Condition Rating		5																	
Asset Number	20255	No of years to project (Optimal)	No of years to project (Council)	Component baselife (Optimal)	Component baselife (Council)	Estimated *Cost*	Backlog *2023/24*	2023/24	2024/25	2025/26	2026/27	2027/28	2028/29	2029/30	2030/31	2031/32	2032/33	2033/34	2034/35	2035/36	2036/37	2037/38
Year	1993					*$*																
EXPENDITURE																						
Capital Upgrades / Expansion																						
Nil		1	1	1	1	*0*	0	0	0	0	0	0	0	0	0	0	0	0	0	0	0	0
Total - Capital Upgrades / Expansion							*0*	*0*	*0*	*0*	*0*	*0*	*0*	*0*	*0*	*0*	*0*	*0*	*0*	*0*	*0*	*0*
Capital Renewal																						
Repaint		7	7	7	7	*6,000*	0	0	0	0	0	0	0	7,379	0	0	0	0	0	0	9,076	0
Refurbishment		14	14	14	14	*30,000*	0	0	0	0	0	0	0	0	0	0	0	0	0	0	45,378	0
Total - Capital Renewal							*0*	*0*	*0*	*0*	*0*	*0*	*0*	*7,379*	*0*	*0*	*0*	*0*	*0*	*0*	*54,453*	*0*
TOTAL EXPENDITURE							**0**	**0**	**0**	**0**	**0**	**0**	**0**	**7,379**	**0**	**0**	**0**	**0**	**0**	**0**	**54,453**	**0**
FUNDING																						
Borrowings							0	0	0	0	0	0	0	0	0	0	0	0	0	0	0	0
Building Reserve							0	0	0	0	0	0	0	7,379	0	0	0	0	0	0	54,453	0
Grants							0	0	0	0	0	0	0	0	0	0	0	0	0	0	0	0
Other Reserves							0	0	0	0	0	0	0	0	0	0	0	0	0	0	0	0
TOTAL FUNDING							**0**	**0**	**0**	**0**	**0**	**0**	**0**	**7,379**	**0**	**0**	**0**	**0**	**0**	**0**	**54,453**	**0**
GENERAL FUNDS REQUIRED							**0**	**0**	**0**	**0**	**0**	**0**	**0**	**0**	**0**	**0**	**0**	**0**	**0**	**0**	**0**	**0**

Comments

Public Toilets - Balingup Village Green

Dep Replacement Cost	$7,800		Asset Consumption Ratio		6.61%		0	1	2	3	4	5	6	7	8	9	10	11	12	13	14	15
Replacement Value	$118,000		Asset Condition Rating		10																	
Asset Number	20310	No of years to project (Optimal)	No of years to project (Council)	Component baselife (Optimal)	Component baselife (Council)	Estimated *Cost*	Backlog *2023/24*	2023/24	2024/25	2025/26	2026/27	2027/28	2028/29	2029/30	2030/31	2031/32	2032/33	2033/34	2034/35	2035/36	2036/37	2037/38
Year	1988					*$*																
EXPENDITURE																						
Capital Upgrades / Expansion																						
Nil		1	1	1	1	*0*	0	0	0	0	0	0	0	0	0	0	0	0	0	0	0	0
Total - Capital Upgrades / Expansion							*0*	*0*	*0*	*0*	*0*	*0*	*0*	*0*	*0*	*0*	*0*	*0*	*0*	*0*	*0*	*0*
Capital Renewal																						
Refurbishment		1	1	14	14	*50,000*	0	51,500	0	0	0	0	0	0	0	0	0	0	0	0	0	77,898
Repaint - External		8	8	7	7	*9,000*	0	0	0	0	0	0	0	0	11,401	0	0	0	0	0	0	14,022
Total - Capital Renewal							*0*	*51,500*	*0*	*0*	*0*	*0*	*0*	*0*	*11,401*	*0*	*0*	*0*	*0*	*0*	*0*	*91,920*
TOTAL EXPENDITURE							**0**	**51,500**	**0**	**0**	**0**	**0**	**0**	**0**	**11,401**	**0**	**0**	**0**	**0**	**0**	**0**	**91,920**
FUNDING																						
Borrowings							0	0	0	0	0	0	0	0	0	0	0	0	0	0	0	0
Building Reserve							0	51,500	0	0	0	0	0	0	11,401	0	0	0	0	0	0	91,920
Grants							0	0	0	0	0	0	0	0	0	0	0	0	0	0	0	0
Other Reserves							0	0	0	0	0	0	0	0	0	0	0	0	0	0	0	0
TOTAL FUNDING							**0**	**51,500**	**0**	**0**	**0**	**0**	**0**	**0**	**11,401**	**0**	**0**	**0**	**0**	**0**	**0**	**91,920**
GENERAL FUNDS REQUIRED							**0**	**0**	**0**	**0**	**0**	**0**	**0**	**0**	**0**	**0**	**0**	**0**	**0**	**0**	**0**	**0**

Comments

Shire of Donnybrook Balingup

Asset Management Plan - Buildings
2023/24

Public Toilets - Kirup

Dep Replacement Cost	$43,000		Asset Consumption Ratio		50.00%		0	1	2	3	4	5	6	7	8	9	10	11	12	13	14	15
Replacement Value	$86,000		Asset Condition Rating		5																	
Asset Number	20404	No of years to project (Optimal)	No of years to project (Council)	Component baselife (Optimal)	Component baselife (Council)	Estimated *Cost*	Backlog *2023/24*	2023/24	2024/25	2025/26	2026/27	2027/28	2028/29	2029/30	2030/31	2031/32	2032/33	2033/34	2034/35	2035/36	2036/37	2037/38
Year	1987					*$*																
EXPENDITURE																						
Capital Upgrades / Expansion																						
Nil		1	1	1	1	*0*	0	0	0	0	0	0	0	0	0	0	0	0	0	0	0	0
Total - Capital Upgrades / Expansion							*0*	*0*	*0*	*0*	*0*	*0*	*0*	*0*	*0*	*0*	*0*	*0*	*0*	*0*	*0*	*0*
Capital Renewal																						
Refurbishment		13	13	14	14	*20,000*	0	0	0	0	0	0	0	0	0	0	0	0	0	29,371	0	0
Repaint - External		4	4	7	7	*5,000*	0	0	0	0	5,628	0	0	0	0	0	0	6,921	0	0	0	0
Total - Capital Renewal							*0*	*0*	*0*	*0*	*5,628*	*0*	*0*	*0*	*0*	*0*	*0*	*6,921*	*0*	*29,371*	*0*	*0*
TOTAL EXPENDITURE							**0**	**0**	**0**	**0**	**5,628**	**0**	**0**	**0**	**0**	**0**	**0**	**6,921**	**0**	**29,371**	**0**	**0**
FUNDING																						
Borrowings							0	0	0	0	0	0	0	0	0	0	0	0	0	0	0	0
Building Reserve							0	0	0	0	5,628	0	0	0	0	0	0	6,921	0	29,371	0	0
Grants							0	0	0	0	0	0	0	0	0	0	0	0	0	0	0	0
Other Reserves							0	0	0	0	0	0	0	0	0	0	0	0	0	0	0	0
TOTAL FUNDING							**0**	**0**	**0**	**0**	**5,628**	**0**	**0**	**0**	**0**	**0**	**0**	**6,921**	**0**	**29,371**	**0**	**0**
GENERAL FUNDS REQUIRED							**0**	**0**	**0**	**0**	**0**	**0**	**0**	**0**	**0**	**0**	**0**	**0**	**0**	**0**	**0**	**0**

Comments

Public Toilets - Mullalyup

| | | |

Public Toilets - Donnybrook Cemetery

Dep Replacement Cost	$86,000		Asset Consumption Ratio		70.49%		0	1	2	3	4	5	6	7	8	9	10	11	12	13	14	15
Replacement Value	$122,000		Asset Condition Rating		3																	
Asset Number	20642	No of years to project (Optimal)	No of years to project (Council)	Component baselife (Optimal)	Component baselife (Council)	Estimated *Cost*	Backlog *2023/24*	2023/24	2024/25	2025/26	2026/27	2027/28	2028/29	2029/30	2030/31	2031/32	2032/33	2033/34	2034/35	2035/36	2036/37	2037/38
Year	2009					*$*																
EXPENDITURE																						
Capital Upgrades / Expansion																						
Nil		1	1	1	1	*0*	0	0	0	0	0	0	0	0	0	0	0	0	0	0	0	0
Total - Capital Upgrades / Expansion							*0*	*0*	*0*	*0*	*0*	*0*	*0*	*0*	*0*	*0*	*0*	*0*	*0*	*0*	*0*	*0*
Capital Renewal																						
Repaint walls		7	7	7	7	*3,500*	0	0	0	0	0	0	0	4,305	0	0	0	0	0	0	5,294	0
Repaint floor		7	7	7	7	*2,000*	0	0	0	0	0	0	0	2,460	0	0	0	0	0	0	3,025	0
Total - Capital Renewal							*0*	*0*	*0*	*0*	*0*	*0*	*0*	*6,764*	*0*	*0*	*0*	*0*	*0*	*0*	*8,319*	*0*
TOTAL EXPENDITURE							**0**	**0**	**0**	**0**	**0**	**0**	**0**	**6,764**	**0**	**0**	**0**	**0**	**0**	**0**	**8,319**	**0**
FUNDING																						
Borrowings							0	0	0	0	0	0	0	0	0	0	0	0	0	0	0	0
Building Reserve							0	0	0	0	0	0	0	6,764	0	0	0	0	0	0	8,319	0
Grants							0	0	0	0	0	0	0	0	0	0	0	0	0	0	0	0
Other Reserves							0	0	0	0	0	0	0	0	0	0	0	0	0	0	0	0
TOTAL FUNDING							**0**	**0**	**0**	**0**	**0**	**0**	**0**	**6,764**	**0**	**0**	**0**	**0**	**0**	**0**	**8,319**	**0**
GENERAL FUNDS REQUIRED							**0**	**0**	**0**	**0**	**0**	**0**	**0**	**0**	**0**	**0**	**0**	**0**	**0**	**0**	**0**	**0**

Comments

Shire of Donnybrook Balingup

Asset Management Plan - Buildings
2023/24

Public Toilets - Apex Park

Dep Replacement Cost	$95,000		Asset Consumption Ratio		75.40%		0	1	2	3	4	5	6	7	8	9	10	11	12	13	14	15
Replacement Value	$126,000		Asset Condition Rating		3																	
Asset Number	20648	No of years to project (Optimal)	No of years to project (Council)	Component baselife (Optimal)	Component baselife (Council)	Estimated *Cost*	Backlog *2023/24*	2023/24	2024/25	2025/26	2026/27	2027/28	2028/29	2029/30	2030/31	2031/32	2032/33	2033/34	2034/35	2035/36	2036/37	2037/38
Year	2010					*$*																
EXPENDITURE																						
Capital Upgrades / Expansion																						
Nil		1	1	1	1	*0*	0	0	0	0	0	0	0	0	0	0	0	0	0	0	0	0
Total - Capital Upgrades / Expansion							*0*	*0*	*0*	*0*	*0*	*0*	*0*	*0*	*0*	*0*	*0*	*0*	*0*	*0*	*0*	*0*
Capital Renewal																						
External Paintwork - Repaint		2	2	7	7	*5,100*	0	0	5,411	0	0	0	0	0	0	6,654	0	0	0	0	0	0
Internal Paintwork - Repaint		2	2	14	14	*3,600*	0	0	3,819	0	0	0	0	0	0	0	0	0	0	0	0	0
Total - Capital Renewal							*0*	*0*	*9,230*	*0*	*0*	*0*	*0*	*0*	*0*	*6,654*	*0*	*0*	*0*	*0*	*0*	*0*
TOTAL EXPENDITURE							**0**	**0**	**9,230**	**0**	**0**	**0**	**0**	**0**	**0**	**6,654**	**0**	**0**	**0**	**0**	**0**	**0**
FUNDING																						
Borrowings							0	0	0	0	0	0	0	0	0	0	0	0	0	0	0	0
Building Reserve							0	0	9,230	0	0	0	0	0	0	6,654	0	0	0	0	0	0
Grants							0	0	0	0	0	0	0	0	0	0	0	0	0	0	0	0
Other Reserves							0	0	0	0	0	0	0	0	0	0	0	0	0	0	0	0
TOTAL FUNDING							**0**	**0**	**9,230**	**0**	**0**	**0**	**0**	**0**	**0**	**6,654**	**0**	**0**	**0**	**0**	**0**	**0**
GENERAL FUNDS REQUIRED							**0**	**0**	**0**	**0**	**0**	**0**	**0**	**0**	**0**	**0**	**0**	**0**	**0**	**0**	**0**	**0**

Comments

Shire of Donnybrook Balingup

Asset Management Plan - Buildings
2023/24

Public Toilets - Apple Funpark

Dep Replacement Cost	$89,000		Asset Consumption Ratio		68.46%		0	1	2	3	4	5	6	7	8	9	10	11	12	13	14	15
Replacement Value	$130,000		Asset Condition Rating		4																	
Asset Number	20641	No of years to project (Optimal)	No of years to project (Council)	Component baselife (Optimal)	Component baselife (Council)	Estimated *Cost*	Backlog *2023/24*	2023/24	2024/25	2025/26	2026/27	2027/28	2028/29	2029/30	2030/31	2031/32	2032/33	2033/34	2034/35	2035/36	2036/37	2037/38
Year	2008					*$*																
EXPENDITURE																						
Capital Upgrades / Expansion																						
Nil		1	1	1	1	*0*	0	0	0	0	0	0	0	0	0	0	0	0	0	0	0	0
Total - Capital Upgrades / Expansion							*0*	*0*	*0*	*0*	*0*	*0*	*0*	*0*	*0*	*0*	*0*	*0*	*0*	*0*	*0*	*0*
Capital Renewal																						
Repaint External Timber Work & Ceilings		2	2	5	5	*5,000*	0	0	5,305	0	0	0	0	6,149	0	0	0	0	7,129	0	0	0
Repaint - External		2	2	5	5	*5,000*	0	0	5,305	0	0	0	0	6,149	0	0	0	0	7,129	0	0	0
Refurbishment		9	9	10	10	*70,000*	0	0	0	0	0	0	0	0	0	91,334	0	0	0	0	0	0
Total - Capital Renewal							*0*	*0*	*10,609*	*0*	*0*	*0*	*0*	*12,299*	*0*	*91,334*	*0*	*0*	*14,258*	*0*	*0*	*0*
TOTAL EXPENDITURE							**0**	**0**	**10,609**	**0**	**0**	**0**	**0**	**12,299**	**0**	**91,334**	**0**	**0**	**14,258**	**0**	**0**	**0**
FUNDING																						
Borrowings							0	0	0	0	0	0	0	0	0	0	0	0	0	0	0	0
Building Reserve							0	0	10,609	0	0	0	0	12,299	0	91,334	0	0	14,258	0	0	0
Grants							0	0	0	0	0	0	0	0	0	0	0	0	0	0	0	0
Other Reserves							0	0	0	0	0	0	0	0	0	0	0	0	0	0	0	0
TOTAL FUNDING							**0**	**0**	**10,609**	**0**	**0**	**0**	**0**	**12,299**	**0**	**91,334**	**0**	**0**	**14,258**	**0**	**0**	**0**
GENERAL FUNDS REQUIRED							**0**	**0**	**0**	**0**	**0**	**0**	**0**	**0**	**0**	**0**	**0**	**0**	**0**	**0**	**0**	**0**

Comments

Public Toilets - Balingup Community Centre

| | | |

Public Toilets - Balingup Oval

Dep Replacement Cost	$114,000		Asset Consumption Ratio		69.51%		0	1	2	3	4	5	6	7	8	9	10	11	12	13	14	15
Replacement Value	$164,000		Asset Condition Rating		3																	
Asset Number	20643	No of years to project (Optimal)	No of years to project (Council)	Component baselife (Optimal)	Component baselife (Council)	Estimated *Cost*	Backlog *2023/24*	2023/24	2024/25	2025/26	2026/27	2027/28	2028/29	2029/30	2030/31	2031/32	2032/33	2033/34	2034/35	2035/36	2036/37	2037/38
Year	2009					*$*																
EXPENDITURE																						
Capital Upgrades / Expansion																						
Nil		1	1	1	1	*0*	0	0	0	0	0	0	0	0	0	0	0	0	0	0	0	0
Total - Capital Upgrades / Expansion							*0*	*0*	*0*	*0*	*0*	*0*	*0*	*0*	*0*	*0*	*0*	*0*	*0*	*0*	*0*	*0*
Capital Renewal																						
Repaint		6	6	6	6	*10,000*	0	0	0	0	0	0	11,941	0	0	0	0	0	14,258	0	0	0
Total - Capital Renewal							*0*	*0*	*0*	*0*	*0*	*0*	*11,941*	*0*	*0*	*0*	*0*	*0*	*14,258*	*0*	*0*	*0*
TOTAL EXPENDITURE							**0**	**0**	**0**	**0**	**0**	**0**	**11,941**	**0**	**0**	**0**	**0**	**0**	**14,258**	**0**	**0**	**0**
FUNDING																						
Borrowings							0	0	0	0	0	0	0	0	0	0	0	0	0	0	0	0
Building Reserve							0	0	0	0	0	0	11,941	0	0	0	0	0	14,258	0	0	0
Grants							0	0	0	0	0	0	0	0	0	0	0	0	0	0	0	0
Other Reserves							0	0	0	0	0	0	0	0	0	0	0	0	0	0	0	0
TOTAL FUNDING							**0**	**0**	**0**	**0**	**0**	**0**	**11,941**	**0**	**0**	**0**	**0**	**0**	**14,258**	**0**	**0**	**0**
GENERAL FUNDS REQUIRED							**0**	**0**	**0**	**0**	**0**	**0**	**0**	**0**	**0**	**0**	**0**	**0**	**0**	**0**	**0**	**0**

Comments

Public Toilets - Brookhampton Horsemans Club

Dep Replacement Cost	$6,000		Asset Consumption Ratio		11.32%		0	1	2	3	4	5	6	7	8	9	10	11	12	13	14	15
Replacement Value	$53,000		Asset Condition Rating		9																	
Asset Number	20782	No of years to project (Optimal)	No of years to project (Council)	Component baselife (Optimal)	Component baselife (Council)	Estimated *Cost*	Backlog *2023/24*	2023/24	2024/25	2025/26	2026/27	2027/28	2028/29	2029/30	2030/31	2031/32	2032/33	2033/34	2034/35	2035/36	2036/37	2037/38
Year						*$*																
EXPENDITURE																						
Capital Upgrades / Expansion																						
Nil		1	1	1	1	*0*	0	0	0	0	0	0	0	0	0	0	0	0	0	0	0	0
Total - Capital Upgrades / Expansion							*0*	*0*	*0*	*0*	*0*	*0*	*0*	*0*	*0*	*0*	*0*	*0*	*0*	*0*	*0*	*0*
Capital Renewal																						
Nil		1	1	1	1	*0*	0	0	0	0	0	0	0	0	0	0	0	0	0	0	0	0
Total - Capital Renewal							*0*	*0*	*0*	*0*	*0*	*0*	*0*	*0*	*0*	*0*	*0*	*0*	*0*	*0*	*0*	*0*
TOTAL EXPENDITURE							**0**	**0**	**0**	**0**	**0**	**0**	**0**	**0**	**0**	**0**	**0**	**0**	**0**	**0**	**0**	**0**
FUNDING																						
Borrowings							0	0	0	0	0	0	0	0	0	0	0	0	0	0	0	0
Building Reserve							0	0	0	0	0	0	0	0	0	0	0	0	0	0	0	0
Grants							0	0	0	0	0	0	0	0	0	0	0	0	0	0	0	0
Other Reserves							0	0	0	0	0	0	0	0	0	0	0	0	0	0	0	0
TOTAL FUNDING							**0**	**0**	**0**	**0**	**0**	**0**	**0**	**0**	**0**	**0**	**0**	**0**	**0**	**0**	**0**	**0**
GENERAL FUNDS REQUIRED							**0**	**0**	**0**	**0**	**0**	**0**	**0**	**0**	**0**	**0**	**0**	**0**	**0**	**0**	**0**	**0**

Comments

Ablutions - Egan Park Transit Park

Dep Replacement Cost	$174,000		Asset Consumption Ratio		70.73%		0	1	2	3	4	5	6	7	8	9	10	11	12	13	14	15
Replacement Value	$246,000		Asset Condition Rating		3																	
Asset Number	20710	No of years to project (Optimal)	No of years to project (Council)	Component baselife (Optimal)	Component baselife (Council)	Estimated *Cost*	Backlog *2023/24*	2023/24	2024/25	2025/26	2026/27	2027/28	2028/29	2029/30	2030/31	2031/32	2032/33	2033/34	2034/35	2035/36	2036/37	2037/38
Year	2008					*$*																
EXPENDITURE																						
Capital Upgrades / Expansion																						
Nil		1	1	1	1	*0*	0	0	0	0	0	0	0	0	0	0	0	0	0	0	0	0
Total - Capital Upgrades / Expansion							*0*	*0*	*0*	*0*	*0*	*0*	*0*	*0*	*0*	*0*	*0*	*0*	*0*	*0*	*0*	*0*
Capital Renewal																						
Exterior Paintwork - Repaint		5	5	5	5	*7,000*	0	0	0	0	0	8,115	0	0	0	0	9,407	0	0	0	0	10,906
Interior Paintwork - Repaint		5	5	7	7	*4,000*	0	0	0	0	0	4,637	0	0	0	0	0	0	5,703	0	0	0
Flooring - Reseal		1	1	99	99	*1,230*	0	1,267	0	0	0	0	0	0	0	0	0	0	0	0	0	0
Hardware Replacement		5	5	5	5	*4,000*	0	0	0	0	0	4,637	0	0	0	0	5,376	0	0	0	0	6,232
Flooring - Apoxy Coating		1	1	15	15	*20,000*	0	20,600	0	0	0	0	0	0	0	0	0	0	0	0	0	0
Total - Capital Renewal							*0*	*21,867*	*0*	*0*	*0*	*17,389*	*0*	*0*	*0*	*0*	*14,783*	*0*	*5,703*	*0*	*0*	*17,138*
TOTAL EXPENDITURE							**0**	**21,867**	**0**	**0**	**0**	**17,389**	**0**	**0**	**0**	**0**	**14,783**	**0**	**5,703**	**0**	**0**	**17,138**
FUNDING																						
Borrowings							0	0	0	0	0	0	0	0	0	0	0	0	0	0	0	0
Building Reserve							0	21,867	0	0	0	17,389	0	0	0	0	14,783	0	5,703	0	0	17,138
Grants							0	0	0	0	0	0	0	0	0	0	0	0	0	0	0	0
Other Reserves							0	0	0	0	0	0	0	0	0	0	0	0	0	0	0	0
TOTAL FUNDING							**0**	**21,867**	**0**	**0**	**0**	**17,389**	**0**	**0**	**0**	**0**	**14,783**	**0**	**5,703**	**0**	**0**	**17,138**
GENERAL FUNDS REQUIRED							**0**	**0**	**0**	**0**	**0**	**0**	**0**	**0**	**0**	**0**	**0**	**0**	**0**	**0**	**0**	**0**

Comments

Ablutions - Balingup Transit Park

Dep Replacement Cost	$202,000		Asset Consumption Ratio		46.44%		0	1	2	3	4	5	6	7	8	9	10	11	12	13	14	15
Replacement Value	$435,000		Asset Condition Rating		6																	
Asset Number	20622	No of years to project (Optimal)	No of years to project (Council)	Component baselife (Optimal)	Component baselife (Council)	Estimated *Cost*	Backlog *2023/24*	2023/24	2024/25	2025/26	2026/27	2027/28	2028/29	2029/30	2030/31	2031/32	2032/33	2033/34	2034/35	2035/36	2036/37	2037/38
Year						*$*																
EXPENDITURE																						
Capital Upgrades / Expansion																						
Nil		1	1	1	1	0	0	0	0	0	0	0	0	0	0	0	0	0	0	0	0	0
Total - Capital Upgrades / Expansion							*0*	*0*	*0*	*0*	*0*	*0*	*0*	*0*	*0*	*0*	*0*	*0*	*0*	*0*	*0*	*0*
Capital Renewal																						
Repaint External		7	7	7	7	7,000	0	0	0	0	0	0	0	8,609	0	0	0	0	0	0	10,588	0
Repaint Internal		5	5	5	5	4,000	0	0	0	0	0	4,637	0	0	0	0	5,376	0	0	0	0	6,232
Hardware Replacement		5	5	5	5	4,000	0	0	0	0	0	4,637	0	0	0	0	5,376	0	0	0	0	6,232
Total - Capital Renewal							*0*	*0*	*0*	*0*	*0*	*9,274*	*0*	*8,609*	*0*	*0*	*10,751*	*0*	*0*	*0*	*10,588*	*12,464*
TOTAL EXPENDITURE							**0**	**0**	**0**	**0**	**0**	**9,274**	**0**	**8,609**	**0**	**0**	**10,751**	**0**	**0**	**0**	**10,588**	**12,464**
FUNDING																						
Borrowings							0	0	0	0	0	0	0	0	0	0	0	0	0	0	0	0
Building Reserve							0	0	0	0	0	9,274	0	8,609	0	0	10,751	0	0	0	10,588	12,464
Grants							0	0	0	0	0	0	0	0	0	0	0	0	0	0	0	0
Other Reserves							0	0	0	0	0	0	0	0	0	0	0	0	0	0	0	0
TOTAL FUNDING							**0**	**0**	**0**	**0**	**0**	**9,274**	**0**	**8,609**	**0**	**0**	**10,751**	**0**	**0**	**0**	**10,588**	**12,464**
GENERAL FUNDS REQUIRED							**0**	**0**	**0**	**0**	**0**	**0**	**0**	**0**	**0**	**0**	**0**	**0**	**0**	**0**	**0**	**0**

Comments

Shire of Donnybrook Balingup

Asset Management Plan - Buildings
2023/24

Tuia Lodge

Dep Replacement Cost	$4,300,000		Asset Consumption Ratio =		51.81%		0	1	2	3	4	5	6	7	8	9	10	11	12	13	14	15
Replacement Value	$8,300,000		Asset Condition Rating		5																	
Asset Number	20245	**No of years to project (Optimal)**	**No of years to project (Council)**	**Component baselife (Optimal)**	**Component baselife (Council)**	**Estimated *Cost* *$***	**Backlog *2023/24***	**2023/24**	**2024/25**	**2025/26**	**2026/27**	**2027/28**	**2028/29**	**2029/30**	**2030/31**	**2031/32**	**2032/33**	**2033/34**	**2034/35**	**2035/36**	**2036/37**	**2037/38**
Year	1984																					
EXPENDITURE																						
Capital Upgrades / Expansion																						
Nil		99	99	99	99	0	0	0	0	0	0	0	0	0	0	0	0	0	0	0	0	0
Total - Capital Upgrades / Expansion							*0*	*0*	*0*	*0*	*0*	*0*	*0*	*0*	*0*	*0*	*0*	*0*	*0*	*0*	*0*	*0*
Capital Renewal																						
Nil		99	99	99	99	0	0	0	0	0	0	0	0	0	0	0	0	0	0	0	0	0
Total - Capital Renewal							*0*	*0*	*0*	*0*	*0*	*0*	*0*	*0*	*0*	*0*	*0*	*0*	*0*	*0*	*0*	*0*
TOTAL EXPENDITURE							**0**	**0**	**0**	**0**	**0**	**0**	**0**	**0**	**0**	**0**	**0**	**0**	**0**	**0**	**0**	**0**
FUNDING																						
Borrowings							0	0	0	0	0	0	0	0	0	0	0	0	0	0	0	0
Building Reserve							0	0	0	0	0	0	0	0	0	0	0	0	0	0	0	0
Grants							0	0	0	0	0	0	0	0	0	0	0	0	0	0	0	0
Other Reserves							0	0	0	0	0	0	0	0	0	0	0	0	0	0	0	0
TOTAL FUNDING							**0**	**0**	**0**	**0**	**0**	**0**	**0**	**0**	**0**	**0**	**0**	**0**	**0**	**0**	**0**	**0**
GENERAL FUNDS REQUIRED							**0**	**0**	**0**	**0**	**0**	**0**	**0**	**0**	**0**	**0**	**0**	**0**	**0**	**0**	**0**	**0**

Comments
Under Lease until 2042
Inspection required to assess Shire responsibility for renewal works

Shire of Donnybrook Balingup

Asset Management Plan - Buildings
2023/24

Storage Shed - Tuia Lodge

Dep Replacement Cost	$8,400		Asset Consumption Ratio		64.62%		0	1	2	3	4	5	6	7	8	9	10	11	12	13	14	15
Replacement Value	$13,000		Asset Condition Rating		4																	
Asset Number	20618	No of years to project	No of years to project	Component baselife	Component baselife	Estimated	Backlog	2023/24	2024/25	2025/26	2026/27	2027/28	2028/29	2029/30	2030/31	2031/32	2032/33	2033/34	2034/35	2035/36	2036/37	2037/38
Year	2001	(Optimal)	(Council)	(Optimal)	(Council)	*Cost*	*2023/24*															
						$																
EXPENDITURE																						
Capital Upgrades / Expansion																						
Nil		1	1	1	1	0	0	0	0	0	0	0	0	0	0	0	0	0	0	0	0	0
Total - Capital Upgrades / Expansion							*0*	*0*	*0*	*0*	*0*	*0*	*0*	*0*	*0*	*0*	*0*	*0*	*0*	*0*	*0*	*0*
Capital Renewal																						
Nil		1	1	1	1	0	0	0	0	0	0	0	0	0	0	0	0	0	0	0	0	0
Total - Capital Renewal							*0*	*0*	*0*	*0*	*0*	*0*	*0*	*0*	*0*	*0*	*0*	*0*	*0*	*0*	*0*	*0*
TOTAL EXPENDITURE							**0**	**0**	**0**	**0**	**0**	**0**	**0**	**0**	**0**	**0**	**0**	**0**	**0**	**0**	**0**	**0**
FUNDING																						
Borrowings							0	0	0	0	0	0	0	0	0	0	0	0	0	0	0	0
Building Reserve							0	0	0	0	0	0	0	0	0	0	0	0	0	0	0	0
Grants							0	0	0	0	0	0	0	0	0	0	0	0	0	0	0	0
Other Reserves							0	0	0	0	0	0	0	0	0	0	0	0	0	0	0	0
TOTAL FUNDING							**0**	**0**	**0**	**0**	**0**	**0**	**0**	**0**	**0**	**0**	**0**	**0**	**0**	**0**	**0**	**0**
GENERAL FUNDS REQUIRED							**0**	**0**	**0**	**0**	**0**	**0**	**0**	**0**	**0**	**0**	**0**	**0**	**0**	**0**	**0**	**0**

Comments

Under Lease from 2021/22

Shire of Donnybrook Balingup

Asset Management Plan - Buildings
2023/24

Langley Villas - Unit 1

| | | |

Shire of Donnybrook Balingup

Asset Management Plan - Buildings
2023/24

Langley Villas - Unit 2

Dep Replacement Cost	$206,000		Asset Consumption Ratio		72.28%		0	1	2	3	4	5	6	7	8	9	10	11	12	13	14	15
Replacement Value	$285,000		Asset Condition Rating		3																	
Asset Number	20712	No of years to project (Optimal)	No of years to project (Council)	Component baselife (Optimal)	Component baselife (Council)	Estimated *Cost*	Backlog *2023/24*	2023/24	2024/25	2025/26	2026/27	2027/28	2028/29	2029/30	2030/31	2031/32	2032/33	2033/34	2034/35	2035/36	2036/37	2037/38
Year	2000					*$*																
EXPENDITURE																						
Capital Upgrades / Expansion																						
Nil		1	1	1	1	0	0	0	0	0	0	0	0	0	0	0	0	0	0	0	0	0
Total - Capital Upgrades / Expansion							*0*	*0*	*0*	*0*	*0*	*0*	*0*	*0*	*0*	*0*	*0*	*0*	*0*	*0*	*0*	*0*
Capital Renewal																						
Refurbishment		1	1	99	99	61,778	0	63,631	0	0	0	0	0	0	0	0	0	0	0	0	0	0
Total - Capital Renewal							*0*	*63,631*	*0*	*0*	*0*	*0*	*0*	*0*	*0*	*0*	*0*	*0*	*0*	*0*	*0*	*0*
TOTAL EXPENDITURE							**0**	**63,631**	**0**	**0**	**0**	**0**	**0**	**0**	**0**	**0**	**0**	**0**	**0**	**0**	**0**	**0**
FUNDING																						
Borrowings							0	0	0	0	0	0	0	0	0	0	0	0	0	0	0	0
Building Reserve							0	0	0	0	0	0	0	0	0	0	0	0	0	0	0	0
Grants							0	63,631	0	0	0	0	0	0	0	0	0	0	0	0	0	0
Other Reserves	Langley Villas 1-6 Surplus Reserve			(Subject to available funds)			0	0	0	0	0	0	0	0	0	0	0	0	0	0	0	0
TOTAL FUNDING							**0**	**63,631**	**0**	**0**	**0**	**0**	**0**	**0**	**0**	**0**	**0**	**0**	**0**	**0**	**0**	**0**
GENERAL FUNDS REQUIRED							**0**	**0**	**0**	**0**	**0**	**0**	**0**	**0**	**0**	**0**	**0**	**0**	**0**	**0**	**0**	**0**

Comments

Units 1-6 20.80% Equity - Shire of Donnybrook Balingup
79.20% Equity - Department of Communities

Refer to Reserve Fund Plan for Reserve Fund conditions

2023/24 works are estimated carried forward SHERP funded expenditure undertaken across 2022/23 and 2023/24 financial years. Subject to adjustment for actual unspent funds at 30 June 2023.

Shire of Donnybrook Balingup

Asset Management Plan - Buildings
2023/24

Langley Villas - Unit 3

| | | |

Shire of Donnybrook Balingup

Asset Management Plan - Buildings
2023/24

Langley Villas - Unit 4

| | | |

Shire of Donnybrook Balingup

Asset Management Plan - Buildings
2023/24

Langley Villas - Unit 5

| | | |

Shire of Donnybrook Balingup

Asset Management Plan - Buildings
2023/24

Langley Villas - Unit 6

Dep Replacement Cost	$146,000		Asset Consumption Ratio		71.57%		0	1	2	3	4	5	6	7	8	9	10	11	12	13	14	15
Replacement Value	$204,000		Asset Condition Rating		3																	
Asset Number	20716	No of years to project (Optimal)	No of years to project (Council)	Component baselife (Optimal)	Component baselife (Council)	Estimated *Cost*	Backlog *2023/24*	2023/24	2024/25	2025/26	2026/27	2027/28	2028/29	2029/30	2030/31	2031/32	2032/33	2033/34	2034/35	2035/36	2036/37	2037/38
Year	2000					*$*																
EXPENDITURE																						
Capital Upgrades / Expansion																						
Nil		1	1	1	1	0	0	0	0	0	0	0	0	0	0	0	0	0	0	0	0	0
Total - Capital Upgrades / Expansion							*0*	*0*	*0*	*0*	*0*	*0*	*0*	*0*	*0*	*0*	*0*	*0*	*0*	*0*	*0*	*0*
Capital Renewal																						
Refurbishment		1	1	99	99	61,778	0	63,631	0	0	0	0	0	0	0	0	0	0	0	0	0	0
Total - Capital Renewal							*0*	*63,631*	*0*	*0*	*0*	*0*	*0*	*0*	*0*	*0*	*0*	*0*	*0*	*0*	*0*	*0*
TOTAL EXPENDITURE							**0**	**63,631**	**0**	**0**	**0**	**0**	**0**	**0**	**0**	**0**	**0**	**0**	**0**	**0**	**0**	**0**
FUNDING																						
Borrowings							0	0	0	0	0	0	0	0	0	0	0	0	0	0	0	0
Building Reserve							0	0	0	0	0	0	0	0	0	0	0	0	0	0	0	0
Grants							0	63,631	0	0	0	0	0	0	0	0	0	0	0	0	0	0
Other Reserves	Langley Villas 1-6 Surplus Reserve			(Subject to available funds)			0	0	0	0	0	0	0	0	0	0	0	0	0	0	0	0
TOTAL FUNDING							**0**	**63,631**	**0**	**0**	**0**	**0**	**0**	**0**	**0**	**0**	**0**	**0**	**0**	**0**	**0**	**0**
GENERAL FUNDS REQUIRED							**0**	**0**	**0**	**0**	**0**	**0**	**0**	**0**	**0**	**0**	**0**	**0**	**0**	**0**	**0**	**0**

Comments

Units 1-6 20.80% Equity - Shire of Donnybrook Balingup
79.20% Equity - Department of Communities

Refer to Reserve Fund Plan for Reserve Fund conditions

2023/24 works are estimated carried forward SHERP funded expenditure undertaken across 2022/23 and 2023/24 financial years. Subject to adjustment for actual unspent funds at 30 June 2023.

Shire of Donnybrook Balingup

Asset Management Plan - Buildings
2023/24

Langley Villas - Unit 7

Dep Replacement Cost	$263,333		Asset Consumption Ratio		71.82%		0	1	2	3	4	5	6	7	8	9	10	11	12	13	14	15
Replacement Value	$366,667		Asset Condition Rating		3																	
Asset Number	20717	No of years to project (Optimal)	No of years to project (Council)	Component baselife (Optimal)	Component baselife (Council)	Estimated *Cost*	Backlog *2023/24*	2023/24	2024/25	2025/26	2026/27	2027/28	2028/29	2029/30	2030/31	2031/32	2032/33	2033/34	2034/35	2035/36	2036/37	2037/38
Year	2000					*$*																
EXPENDITURE																						
Capital Upgrades / Expansion																						
Nil		1	1	1	1	0	0	0	0	0	0	0	0	0	0	0	0	0	0	0	0	0
Total - Capital Upgrades / Expansion							*0*	*0*	*0*	*0*	*0*	*0*	*0*	*0*	*0*	*0*	*0*	*0*	*0*	*0*	*0*	*0*
Capital Renewal																						
Refurbishment		1	1	99	99	61,778	0	63,631	0	0	0	0	0	0	0	0	0	0	0	0	0	0
Total - Capital Renewal							*0*	*63,631*	*0*	*0*	*0*	*0*	*0*	*0*	*0*	*0*	*0*	*0*	*0*	*0*	*0*	*0*
TOTAL EXPENDITURE							**0**	**63,631**	**0**	**0**	**0**	**0**	**0**	**0**	**0**	**0**	**0**	**0**	**0**	**0**	**0**	**0**
FUNDING																						
Borrowings							0	0	0	0	0	0	0	0	0	0	0	0	0	0	0	0
Building Reserve							0	0	0	0	0	0	0	0	0	0	0	0	0	0	0	0
Grants							0	63,631	0	0	0	0	0	0	0	0	0	0	0	0	0	0
Other Reserves	Langley Villas 7-9 Surplus Reserve			(Subject to available funds)			0	0	0	0	0	0	0	0	0	0	0	0	0	0	0	0
TOTAL FUNDING							**0**	**63,631**	**0**	**0**	**0**	**0**	**0**	**0**	**0**	**0**	**0**	**0**	**0**	**0**	**0**	**0**
GENERAL FUNDS REQUIRED							**0**	**0**	**0**	**0**	**0**	**0**	**0**	**0**	**0**	**0**	**0**	**0**	**0**	**0**	**0**	**0**

Comments

Units 7-9 35.98% Equity - Shire of Donnybrook Balingup
64.02% Equity - Department of Communities

Refer to Reserve Fund Plan for Reserve Fund conditions

2023/24 works are estimated carried forward SHERP funded expenditure undertaken across 2022/23 and 2023/24 financial years. Subject to adjustment for actual unspent funds at 30 June 2023.

Shire of Donnybrook Balingup

Asset Management Plan - Buildings
2023/24

Langley Villas - Unit 8

Dep Replacement Cost	$263,333		Asset Consumption Ratio		71.82%		0	1	2	3	4	5	6	7	8	9	10	11	12	13	14	15
Replacement Value	$366,667		Asset Condition Rating		3																	
Asset Number	20718	No of years to project (Optimal)	No of years to project (Council)	Component baselife (Optimal)	Component baselife (Council)	Estimated *Cost*	Backlog *2023/24*	2023/24	2024/25	2025/26	2026/27	2027/28	2028/29	2029/30	2030/31	2031/32	2032/33	2033/34	2034/35	2035/36	2036/37	2037/38
Year	2000					*$*																
EXPENDITURE																						
Capital Upgrades / Expansion																						
Nil		1	1	1	1	0	0	0	0	0	0	0	0	0	0	0	0	0	0	0	0	0
Total - Capital Upgrades / Expansion							*0*	*0*	*0*	*0*	*0*	*0*	*0*	*0*	*0*	*0*	*0*	*0*	*0*	*0*	*0*	*0*
Capital Renewal																						
Refurbishment		1	1	99	99	61,778	0	63,631	0	0	0	0	0	0	0	0	0	0	0	0	0	0
Total - Capital Renewal							*0*	*63,631*	*0*	*0*	*0*	*0*	*0*	*0*	*0*	*0*	*0*	*0*	*0*	*0*	*0*	*0*
TOTAL EXPENDITURE							**0**	**63,631**	**0**	**0**	**0**	**0**	**0**	**0**	**0**	**0**	**0**	**0**	**0**	**0**	**0**	**0**
FUNDING																						
Borrowings							0	0	0	0	0	0	0	0	0	0	0	0	0	0	0	0
Building Reserve							0	0	0	0	0	0	0	0	0	0	0	0	0	0	0	0
Grants							0	63,631	0	0	0	0	0	0	0	0	0	0	0	0	0	0
Other Reserves	Langley Villas 7-9 Surplus Reserve			(Subject to available funds)			0	0	0	0	0	0	0	0	0	0	0	0	0	0	0	0
TOTAL FUNDING							**0**	**63,631**	**0**	**0**	**0**	**0**	**0**	**0**	**0**	**0**	**0**	**0**	**0**	**0**	**0**	**0**
GENERAL FUNDS REQUIRED							**0**	**0**	**0**	**0**	**0**	**0**	**0**	**0**	**0**	**0**	**0**	**0**	**0**	**0**	**0**	**0**

Comments

Units 7-9 35.98% Equity - Shire of Donnybrook Balingup
64.02% Equity - Department of Communities

Refer to Reserve Fund Plan for Reserve Fund conditions

2023/24 works are estimated carried forward SHERP funded expenditure undertaken across 2022/23 and 2023/24 financial years. Subject to adjustment for actual unspent funds at 30 June 2023.

Shire of Donnybrook Balingup

Asset Management Plan - Buildings
2023/24

Langley Villas - Unit 9

| | | |

Shire of Donnybrook Balingup

Asset Management Plan - Buildings
2023/24

Langley Villas - Communal Spaces & Storage Shed

Dep Replacement Cost	$5,400		Asset Consumption Ratio =		56.25%		0	1	2	3	4	5	6	7	8	9	10	11	12	13	14	15
Replacement Value	$9,600		Asset Condition Rating		5																	
Asset Number	20257	No of years to project (Optimal)	No of years to project (Council)	Component baselife (Optimal)	Component baselife (Council)	Estimated *Cost*	Backlog *2023/24*	2023/24	2024/25	2025/26	2026/27	2027/28	2028/29	2029/30	2030/31	2031/32	2032/33	2033/34	2034/35	2035/36	2036/37	2037/38
Year	2001					*$*																
EXPENDITURE																						
Capital Upgrades / Expansion																						
Nil		1	1	1	1	0	0	0	0	0	0	0	0	0	0	0	0	0	0	0	0	0
Total - Capital Upgrades / Expansion							*0*	*0*	*0*	*0*	*0*	*0*	*0*	*0*	*0*	*0*	*0*	*0*	*0*	*0*	*0*	*0*
Capital Renewal																						
Refurbishment		15	15	15	15	50,000	0	0	0	0	0	0	0	0	0	0	0	0	0	0	0	77,898
Total - Capital Renewal							*0*	*0*	*0*	*0*	*0*	*0*	*0*	*0*	*0*	*0*	*0*	*0*	*0*	*0*	*0*	*77,898*
TOTAL EXPENDITURE							**0**	**0**	**0**	**0**	**0**	**0**	**0**	**0**	**0**	**0**	**0**	**0**	**0**	**0**	**0**	**77,898**
FUNDING																						
Borrowings							0	0	0	0	0	0	0	0	0	0	0	0	0	0	0	0
Building Reserve							0	0	0	0	0	0	0	0	0	0	0	0	0	0	0	0
Grants							0	0	0	0	0	0	0	0	0	0	0	0	0	0	0	0
Other Reserves							0	0	0	0	0	0	0	0	0	0	0	0	0	0	0	77,898
TOTAL FUNDING							**0**	**0**	**0**	**0**	**0**	**0**	**0**	**0**	**0**	**0**	**0**	**0**	**0**	**0**	**0**	**77,898**
GENERAL FUNDS REQUIRED							**0**	**0**	**0**	**0**	**0**	**0**	**0**	**0**	**0**	**0**	**0**	**0**	**0**	**0**	**0**	**0**

Comments

100% Equity - Shire of Donnybrook Balingup

Shire of Donnybrook Balingup

Asset Management Plan - Buildings
2023/24

Preston Village - Community Centre

Dep Replacement Cost	$640,000		Asset Consumption Ratio		82.05%		0	1	2	3	4	5	6	7	8	9	10	11	12	13	14	15
Replacement Value	$780,000		Asset Condition Rating		2																	
Asset Number	20639	No of years to project (Optimal)	No of years to project (Council)	Component baselife (Optimal)	Component baselife (Council)	Estimated *Cost*	Backlog *2023/24*	2023/24	2024/25	2025/26	2026/27	2027/28	2028/29	2029/30	2030/31	2031/32	2032/33	2033/34	2034/35	2035/36	2036/37	2037/38
Year	2008					*$*																
EXPENDITURE																						
Capital Upgrades / Expansion																						
Nil		1	1	1	1	0	0	0	0	0	0	0	0	0	0	0	0	0	0	0	0	0
Total - Capital Upgrades / Expansion							*0*	*0*	*0*	*0*	*0*	*0*	*0*	*0*	*0*	*0*	*0*	*0*	*0*	*0*	*0*	*0*
Capital Renewal																						
Repaint External		2	2	7	7	8,200	0	0	8,699	0	0	0	0	0	0	10,699	0	0	0	0	0	0
Renew Smoke Alarms		4	4	10	10	250	0	0	0	0	281	0	0	0	0	0	0	0	0	0	378	0
Total - Capital Renewal							*0*	*0*	*8,699*	*0*	*281*	*0*	*0*	*0*	*0*	*10,699*	*0*	*0*	*0*	*0*	*378*	*0*
TOTAL EXPENDITURE							**0**	**0**	**8,699**	**0**	**281**	**0**	**0**	**0**	**0**	**10,699**	**0**	**0**	**0**	**0**	**378**	**0**
FUNDING																						
Borrowings							0	0	0	0	0	0	0	0	0	0	0	0	0	0	0	0
Building Reserve							0	0	0	0	0	0	0	0	0	0	0	0	0	0	0	0
Grants							0	0	0	0	0	0	0	0	0	0	0	0	0	0	0	0
Other Reserves	Preston Village Reserve Fund Contribution Reserve						0	0	8,699	0	281	0	0	0	0	10,699	0	0	0	0	378	0
TOTAL FUNDING							**0**	**0**	**8,699**	**0**	**281**	**0**	**0**	**0**	**0**	**10,699**	**0**	**0**	**0**	**0**	**378**	**0**
GENERAL FUNDS REQUIRED							**0**	**0**	**0**	**0**	**0**	**0**	**0**	**0**	**0**	**0**	**0**	**0**	**0**	**0**	**0**	**0**

Comments
Subject to Funds held in the Preston Village Reserve Fund Contribution Reserve

Shire of Donnybrook Balingup

Asset Management Plan - Buildings
2023/24

Preston Village - Unit 1

							0	1	2	3	4	5	6	7	8	9	10	11	12	13	14	15
Dep Replacement Cost	$350,000		Asset Consumption Ratio =		85.37%																	
Replacement Value	$410,000		Asset Condition Rating		2																	
Asset Number	20691	No of years to project (Optimal)	No of years to project (Council)	Component baselife (Optimal)	Component baselife (Council)	Estimated *Cost*	Backlog *2023/24*	2023/24	2024/25	2025/26	2026/27	2027/28	2028/29	2029/30	2030/31	2031/32	2032/33	2033/34	2034/35	2035/36	2036/37	2037/38
Year	2011					$																
EXPENDITURE																						
Capital Upgrades / Expansion																						
Nil		1	1	1	1	0	0	0	0	0	0	0	0	0	0	0	0	0	0	0	0	0
Total - Capital Upgrades / Expansion							*0*	*0*	*0*	*0*	*0*	*0*	*0*	*0*	*0*	*0*	*0*	*0*	*0*	*0*	*0*	*0*
Capital Renewal																						
Repaint - Exterior Walls		7	7	10	10	6,732	0	0	0	0	0	0	0	8,280	0	0	0	0	0	0	0	0
Repaint - Exterior Timber		3	3	6	6	1,530	0	0	0	1,672	0	0	0	0	0	1,996	0	0	0	0	0	2,384
Replace Hot Water System		1	1	15	15	4,500	0	4,635	0	0	0	0	0	0	0	0	0	0	0	0	0	0
Total - Capital Renewal							*0*	*4,635*	*0*	*1,672*	*0*	*0*	*0*	*8,280*	*0*	*1,996*	*0*	*0*	*0*	*0*	*0*	*2,384*
TOTAL EXPENDITURE							**0**	**4,635**	**0**	**1,672**	**0**	**0**	**0**	**8,280**	**0**	**1,996**	**0**	**0**	**0**	**0**	**0**	**2,384**
FUNDING																						
Borrowings							0	0	0	0	0	0	0	0	0	0	0	0	0	0	0	0
Building Reserve							0	0	0	0	0	0	0	0	0	0	0	0	0	0	0	0
Grants							0	0	0	0	0	0	0	0	0	0	0	0	0	0	0	0
Other Reserves	Preston Village Reserve Fund Contribution Reserve						0	4,635	0	1,672	0	0	0	8,280	0	1,996	0	0	0	0	0	2,384
TOTAL FUNDING							**0**	**4,635**	**0**	**1,672**	**0**	**0**	**0**	**8,280**	**0**	**1,996**	**0**	**0**	**0**	**0**	**0**	**2,384**
GENERAL FUNDS REQUIRED							**0**	**0**	**0**	**0**	**0**	**0**	**0**	**0**	**0**	**0**	**0**	**0**	**0**	**0**	**0**	**0**

Comments
Subject to Funds held in the Preston Village Reserve Fund Contribution Reserve

Shire of Donnybrook Balingup

Asset Management Plan - Buildings
2023/24

Preston Village - Unit 2

Dep Replacement Cost	$350,000		Asset Consumption Ratio =		85.37%		0	1	2	3	4	5	6	7	8	9	10	11	12	13	14	15
Replacement Value	$410,000		Asset Condition Rating		2																	
Asset Number	20696	No of years to project (Optimal)	No of years to project (Council)	Component baselife (Optimal)	Component baselife (Council)	Estimated *Cost*	Backlog *2023/24*	2023/24	2024/25	2025/26	2026/27	2027/28	2028/29	2029/30	2030/31	2031/32	2032/33	2033/34	2034/35	2035/36	2036/37	2037/38
Year	2011					$																
EXPENDITURE																						
Capital Upgrades / Expansion																						
Nil		1	1	1	1	0	0	0	0	0	0	0	0	0	0	0	0	0	0	0	0	0
Total - Capital Upgrades / Expansion							*0*	*0*	*0*	*0*	*0*	*0*	*0*	*0*	*0*	*0*	*0*	*0*	*0*	*0*	*0*	*0*
Capital Renewal																						
Repaint - Exterior Walls		6	6	10	10	6,800	0	0	0	0	0	0	8,120	0	0	0	0	0	0	0	0	0
Repaint - Exterior Timber		2	2	6	6	1,600	0	0	1,697	0	0	0	0	0	2,027	0	0	0	0	0	2,420	0
Replace Hot Water System		1	1	15	15	4,500	0	4,635	0	0	0	0	0	0	0	0	0	0	0	0	0	0
Total - Capital Renewal							*0*	*4,635*	*1,697*	*0*	*0*	*0*	*8,120*	*0*	*2,027*	*0*	*0*	*0*	*0*	*0*	*2,420*	*0*
TOTAL EXPENDITURE							**0**	**4,635**	**1,697**	**0**	**0**	**0**	**8,120**	**0**	**2,027**	**0**	**0**	**0**	**0**	**0**	**2,420**	**0**
FUNDING																						
Borrowings							0	0	0	0	0	0	0	0	0	0	0	0	0	0	0	0
Building Reserve							0	0	0	0	0	0	0	0	0	0	0	0	0	0	0	0
Grants							0	0	0	0	0	0	0	0	0	0	0	0	0	0	0	0
Other Reserves	Preston Village Reserve Fund Contribution Reserve						0	4,635	1,697	0	0	0	8,120	0	2,027	0	0	0	0	0	2,420	0
TOTAL FUNDING							**0**	**4,635**	**1,697**	**0**	**0**	**0**	**8,120**	**0**	**2,027**	**0**	**0**	**0**	**0**	**0**	**2,420**	**0**
GENERAL FUNDS REQUIRED							**0**	**0**	**0**	**0**	**0**	**0**	**0**	**0**	**0**	**0**	**0**	**0**	**0**	**0**	**0**	**0**

Comments
Subject to Funds held in the Preston Village Reserve Fund Contribution Reserve

Shire of Donnybrook Balingup

Asset Management Plan - Buildings
2023/24

Preston Village - Unit 3

Dep Replacement Cost	$350,000		Asset Consumption Ratio =		85.37%		0	1	2	3	4	5	6	7	8	9	10	11	12	13	14	15
Replacement Value	$410,000		Asset Condition Rating		2																	
Asset Number	20697	No of years to project	No of years to project	Component baselife	Component baselife	Estimated	Backlog	2023/24	2024/25	2025/26	2026/27	2027/28	2028/29	2029/30	2030/31	2031/32	2032/33	2033/34	2034/35	2035/36	2036/37	2037/38
Year	2011	(Optimal)	(Council)	(Optimal)	(Council)	*Cost*	*2023/24*															
						$																
EXPENDITURE																						
Capital Upgrades / Expansion																						
Nil		1	1	1	1	0	0	0	0	0	0	0	0	0	0	0	0	0	0	0	0	0
Total - Capital Upgrades / Expansion							*0*	*0*	*0*	*0*	*0*	*0*	*0*	*0*	*0*	*0*	*0*	*0*	*0*	*0*	*0*	*0*
Capital Renewal																						
Repaint - Exterior Walls		6	6	10	10	6,800	0	0	0	0	0	0	8,120	0	0	0	0	0	0	0	0	0
Repaint - Exterior Timber		2	2	6	6	1,600	0	0	1,697	0	0	0	0	0	2,027	0	0	0	0	0	2,420	0
Replace Hot Water System		12	12	15	15	4,500	0	0	0	0	0	0	0	0	0	0	0	0	6,416	0	0	0
Total - Capital Renewal							*0*	*0*	*1,697*	*0*	*0*	*0*	*8,120*	*0*	*2,027*	*0*	*0*	*0*	*6,416*	*0*	*2,420*	*0*
TOTAL EXPENDITURE							**0**	**0**	**1,697**	**0**	**0**	**0**	**8,120**	**0**	**2,027**	**0**	**0**	**0**	**6,416**	**0**	**2,420**	**0**
FUNDING																						
Borrowings							0	0	0	0	0	0	0	0	0	0	0	0	0	0	0	0
Building Reserve							0	0	0	0	0	0	0	0	0	0	0	0	0	0	0	0
Grants							0	0	0	0	0	0	0	0	0	0	0	0	0	0	0	0
Other Reserves	Preston Village Reserve Fund Contribution Reserve						0	0	1,697	0	0	0	8,120	0	2,027	0	0	0	6,416	0	2,420	0
TOTAL FUNDING							**0**	**0**	**1,697**	**0**	**0**	**0**	**8,120**	**0**	**2,027**	**0**	**0**	**0**	**6,416**	**0**	**2,420**	**0**
GENERAL FUNDS REQUIRED							**0**	**0**	**0**	**0**	**0**	**0**	**0**	**0**	**0**	**0**	**0**	**0**	**0**	**0**	**0**	**0**

Comments
Subject to Funds held in the Preston Village Reserve Fund Contribution Reserve

Shire of Donnybrook Balingup

Asset Management Plan - Buildings
2023/24

Preston Village - Unit 4

Dep Replacement Cost	$350,000		Asset Consumption Ratio		85.37%		0	1	2	3	4	5	6	7	8	9	10	11	12	13	14	15
Replacement Value	$410,000		Asset Condition Rating		2																	
Asset Number	20698	No of years	No of years	Component	Component	Estimated	Backlog	2023/24	2024/25	2025/26	2026/27	2027/28	2028/29	2029/30	2030/31	2031/32	2032/33	2033/34	2034/35	2035/36	2036/37	2037/38
Year	2011	to project	to project	baselife	baselife	*Cost*	*2023/24*															
		(Optimal)	(Council)	(Optimal)	(Council)	$																
EXPENDITURE																						
Capital Upgrades / Expansion																						
Nil		1	1	1	1	0	0	0	0	0	0	0	0	0	0	0	0	0	0	0	0	0
Total - Capital Upgrades / Expansion							*0*	*0*	*0*	*0*	*0*	*0*	*0*	*0*	*0*	*0*	*0*	*0*	*0*	*0*	*0*	*0*
Capital Renewal																						
Repaint - Exterior Walls		9	9	10	10	6,732	0	0	0	0	0	0	0	0	0	8,784	0	0	0	0	0	0
Repaint - Exterior Timber		3	3	6	6	1,530	0	0	0	1,672	0	0	0	0	0	1,996	0	0	0	0	0	2,384
Replace Hot Water System		15	15	15	15	4,500	0	0	0	0	0	0	0	0	0	0	0	0	0	0	0	7,011
Total - Capital Renewal							*0*	*0*	*0*	*1,672*	*0*	*0*	*0*	*0*	*0*	*10,780*	*0*	*0*	*0*	*0*	*0*	*9,395*
TOTAL EXPENDITURE																						
FUNDING																						
Borrowings							0	0	0	0	0	0	0	0	0	0	0	0	0	0	0	0
Building Reserve							0	0	0	0	0	0	0	0	0	0	0	0	0	0	0	0
Grants							0	0	0	0	0	0	0	0	0	0	0	0	0	0	0	0
Other Reserves	Preston Village Reserve Fund Contribution Reserve						0	0	0	1,672	0	0	0	0	0	10,780	0	0	0	0	0	9,395
TOTAL FUNDING							**0**	**0**	**0**	**1,672**	**0**	**0**	**0**	**0**	**0**	**10,780**	**0**	**0**	**0**	**0**	**0**	**9,395**
GENERAL FUNDS REQUIRED							**0**	**0**	**0**	**0**	**0**	**0**	**0**	**0**	**0**	**0**	**0**	**0**	**0**	**0**	**0**	**0**

Comments
Subject to Funds held in the Preston Village Reserve Fund Contribution Reserve

Shire of Donnybrook Balingup

Asset Management Plan - Buildings
2023/24

Preston Village - Unit 5

Dep Replacement Cost	$350,000		Asset Consumption Ratio =		85.37%		0	1	2	3	4	5	6	7	8	9	10	11	12	13	14	15
Replacement Value	$410,000		Asset Condition Rating		2																	
Asset Number	20699	No of years to project (Optimal)	No of years to project (Council)	Component baselife (Optimal)	Component baselife (Council)	Estimated *Cost*	Backlog *2023/24*	2023/24	2024/25	2025/26	2026/27	2027/28	2028/29	2029/30	2030/31	2031/32	2032/33	2033/34	2034/35	2035/36	2036/37	2037/38
Year	2011					$																
EXPENDITURE																						
Capital Upgrades / Expansion																						
Nil		1	1	1	1	0	0	0	0	0	0	0	0	0	0	0	0	0	0	0	0	0
Total - Capital Upgrades / Expansion							*0*	*0*	*0*	*0*	*0*	*0*	*0*	*0*	*0*	*0*	*0*	*0*	*0*	*0*	*0*	*0*
Capital Renewal																						
Repaint - Exterior Walls		7	7	10	10	6,732	0	0	0	0	0	0	0	8,280	0	0	0	0	0	0	0	0
Repaint - Exterior Timber		3	3	6	6	1,530	0	0	0	1,672	0	0	0	0	0	1,996	0	0	0	0	0	2,384
Replace Hot Water System		14	14	15	15	4,500	0	0	0	0	0	0	0	0	0	0	0	0	0	0	6,807	0
Total - Capital Renewal							*0*	*0*	*0*	*1,672*	*0*	*0*	*0*	*8,280*	*0*	*1,996*	*0*	*0*	*0*	*0*	*6,807*	*2,384*
TOTAL EXPENDITURE							**0**	**0**	**0**	**1,672**	**0**	**0**	**0**	**8,280**	**0**	**1,996**	**0**	**0**	**0**	**0**	**6,807**	**2,384**
FUNDING																						
Borrowings							0	0	0	0	0	0	0	0	0	0	0	0	0	0	0	0
Building Reserve							0	0	0	0	0	0	0	0	0	0	0	0	0	0	0	0
Grants							0	0	0	0	0	0	0	0	0	0	0	0	0	0	0	0
Other Reserves	Preston Village Reserve Fund Contribution Reserve						0	0	0	1,672	0	0	0	8,280	0	1,996	0	0	0	0	6,807	2,384
TOTAL FUNDING							**0**	**0**	**0**	**1,672**	**0**	**0**	**0**	**8,280**	**0**	**1,996**	**0**	**0**	**0**	**0**	**6,807**	**2,384**
GENERAL FUNDS REQUIRED							**0**	**0**	**0**	**0**	**0**	**0**	**0**	**0**	**0**	**0**	**0**	**0**	**0**	**0**	**0**	**0**

Comments
Subject to Funds held in the Preston Village Reserve Fund Contribution Reserve

Shire of Donnybrook Balingup

Asset Management Plan - Buildings
2023/24

Preston Village - Unit 6

							0	1	2	3	4	5	6	7	8	9	10	11	12	13	14	15
Dep Replacement Cost	$350,000		Asset Consumption Ratio =		85.37%																	
Replacement Value	$410,000		Asset Condition Rating		2																	
Asset Number	20700	No of years to project (Optimal)	No of years to project (Council)	Component baselife (Optimal)	Component baselife (Council)	Estimated *Cost*	Backlog *2023/24*	2023/24	2024/25	2025/26	2026/27	2027/28	2028/29	2029/30	2030/31	2031/32	2032/33	2033/34	2034/35	2035/36	2036/37	2037/38
Year	2011					$																
EXPENDITURE																						
Capital Upgrades / Expansion																						
Nil		1	1	1	1	0	0	0	0	0	0	0	0	0	0	0	0	0	0	0	0	0
Total - Capital Upgrades / Expansion							*0*	*0*	*0*	*0*	*0*	*0*	*0*	*0*	*0*	*0*	*0*	*0*	*0*	*0*	*0*	*0*
Capital Renewal																						
Repaint - Exterior Walls		7	7	10	10	6,732	0	0	0	0	0	0	0	8,280	0	0	0	0	0	0	0	0
Repaint - Exterior Timber		3	3	6	6	1,530	0	0	0	1,672	0	0	0	0	0	1,996	0	0	0	0	0	2,384
Replace Hot Water System		15	15	15	15	4,500	0	0	0	0	0	0	0	0	0	0	0	0	0	0	0	7,011
Total - Capital Renewal							*0*	*0*	*0*	*1,672*	*0*	*0*	*0*	*8,280*	*0*	*1,996*	*0*	*0*	*0*	*0*	*0*	*9,395*
TOTAL EXPENDITURE							**0**	**0**	**0**	**1,672**	**0**	**0**	**0**	**8,280**	**0**	**1,996**	**0**	**0**	**0**	**0**	**0**	**9,395**
FUNDING																						
Borrowings							0	0	0	0	0	0	0	0	0	0	0	0	0	0	0	0
Building Reserve							0	0	0	0	0	0	0	0	0	0	0	0	0	0	0	0
Grants							0	0	0	0	0	0	0	0	0	0	0	0	0	0	0	0
Other Reserves	Preston Village Reserve Fund Contribution Reserve						0	0	0	1,672	0	0	0	8,280	0	1,996	0	0	0	0	0	9,395
TOTAL FUNDING							**0**	**0**	**0**	**1,672**	**0**	**0**	**0**	**8,280**	**0**	**1,996**	**0**	**0**	**0**	**0**	**0**	**9,395**
GENERAL FUNDS REQUIRED							**0**	**0**	**0**	**0**	**0**	**0**	**0**	**0**	**0**	**0**	**0**	**0**	**0**	**0**	**0**	**0**

Comments
Subject to Funds held in the Preston Village Reserve Fund Contribution Reserve

Shire of Donnybrook Balingup

Asset Management Plan - Buildings
2023/24

Preston Village - Unit 7

| | | |

Shire of Donnybrook Balingup

Asset Management Plan - Buildings
2023/24

Preston Village - Unit 8

Dep Replacement Cost	$350,000		Asset Consumption Ratio		85.37%		**0**	**1**	**2**	**3**	**4**	**5**	**6**	**7**	**8**	**9**	**10**	**11**	**12**	**13**	**14**	**15**
Replacement Value	$410,000		Asset Condition Rating		2																	
Asset Number	20702	**No of years to project (Optimal)**	**No of years to project (Council)**	**Component baselife (Optimal)**	**Component baselife (Council)**	**Estimated *Cost***	**Backlog *2023/24***	**2023/24**	**2024/25**	**2025/26**	**2026/27**	**2027/28**	**2028/29**	**2029/30**	**2030/31**	**2031/32**	**2032/33**	**2033/34**	**2034/35**	**2035/36**	**2036/37**	**2037/38**
Year	2011					$																
EXPENDITURE																						
Capital Upgrades / Expansion																						
Nil		1	1	1	1	0	0	0	0	0	0	0	0	0	0	0	0	0	0	0	0	0
Total - Capital Upgrades / Expansion							*0*	*0*	*0*	*0*	*0*	*0*	*0*	*0*	*0*	*0*	*0*	*0*	*0*	*0*	*0*	*0*
Capital Renewal																						
Repaint - Exterior Walls		7	7	10	10	6,732	0	0	0	0	0	0	0	8,280	0	0	0	0	0	0	0	0
Repaint - Exterior Timber		3	3	6	6	1,530	0	0	0	1,672	0	0	0	0	0	1,996	0	0	0	0	0	2,384
Replace Hot Water System		1	1	15	15	4,500	0	4,635	0	0	0	0	0	0	0	0	0	0	0	0	0	0
Total - Capital Renewal							*0*	*4,635*	*0*	*1,672*	*0*	*0*	*0*	*8,280*	*0*	*1,996*	*0*	*0*	*0*	*0*	*0*	*2,384*
TOTAL EXPENDITURE							**0**	**4,635**	**0**	**1,672**	**0**	**0**	**0**	**8,280**	**0**	**1,996**	**0**	**0**	**0**	**0**	**0**	**2,384**
FUNDING																						
Borrowings							0	0	0	0	0	0	0	0	0	0	0	0	0	0	0	0
Building Reserve							0	0	0	0	0	0	0	0	0	0	0	0	0	0	0	0
Grants							0	0	0	0	0	0	0	0	0	0	0	0	0	0	0	0
Other Reserves	Preston Village Reserve Fund Contribution Reserve						0	4,635	0	1,672	0	0	0	8,280	0	1,996	0	0	0	0	0	2,384
TOTAL FUNDING							**0**	**4,635**	**0**	**1,672**	**0**	**0**	**0**	**8,280**	**0**	**1,996**	**0**	**0**	**0**	**0**	**0**	**2,384**
GENERAL FUNDS REQUIRED							**0**	**0**	**0**	**0**	**0**	**0**	**0**	**0**	**0**	**0**	**0**	**0**	**0**	**0**	**0**	**0**

Comments
Subject to Funds held in the Preston Village Reserve Fund Contribution Reserve

Shire of Donnybrook Balingup

Asset Management Plan - Buildings
2023/24

Preston Village - Unit 9

Dep Replacement Cost	$350,000		Asset Consumption Ratio =		85.37%		0	1	2	3	4	5	6	7	8	9	10	11	12	13	14	15
Replacement Value	$410,000		Asset Condition Rating		2																	
Asset Number	20703	No of years to project (Optimal)	No of years to project (Council)	Component baselife (Optimal)	Component baselife (Council)	Estimated *Cost*	Backlog *2023/24*	2023/24	2024/25	2025/26	2026/27	2027/28	2028/29	2029/30	2030/31	2031/32	2032/33	2033/34	2034/35	2035/36	2036/37	2037/38
Year	2011					$																
EXPENDITURE																						
Capital Upgrades / Expansion																						
Nil		1	1	1	1	0	0	0	0	0	0	0	0	0	0	0	0	0	0	0	0	0
Total - Capital Upgrades / Expansion							*0*	*0*	*0*	*0*	*0*	*0*	*0*	*0*	*0*	*0*	*0*	*0*	*0*	*0*	*0*	*0*
Capital Renewal																						
Repaint - Exterior Walls		7	7	10	10	6,732	0	0	0	0	0	0	0	8,280	0	0	0	0	0	0	0	0
Repaint - Exterior Timber		3	3	6	6	1,530	0	0	0	1,672	0	0	0	0	0	1,996	0	0	0	0	0	2,384
Replace Hot Water System		1	1	15	15	4,500	0	4,635	0	0	0	0	0	0	0	0	0	0	0	0	0	0
Total - Capital Renewal							*0*	*4,635*	*0*	*1,672*	*0*	*0*	*0*	*8,280*	*0*	*1,996*	*0*	*0*	*0*	*0*	*0*	*2,384*
TOTAL EXPENDITURE							**0**	**4,635**	**0**	**1,672**	**0**	**0**	**0**	**8,280**	**0**	**1,996**	**0**	**0**	**0**	**0**	**0**	**2,384**
FUNDING																						
Borrowings							0	0	0	0	0	0	0	0	0	0	0	0	0	0	0	0
Building Reserve							0	0	0	0	0	0	0	0	0	0	0	0	0	0	0	0
Grants							0	0	0	0	0	0	0	0	0	0	0	0	0	0	0	0
Other Reserves	Preston Village Reserve Fund Contribution Reserve						0	4,635	0	1,672	0	0	0	8,280	0	1,996	0	0	0	0	0	2,384
TOTAL FUNDING							**0**	**4,635**	**0**	**1,672**	**0**	**0**	**0**	**8,280**	**0**	**1,996**	**0**	**0**	**0**	**0**	**0**	**2,384**
GENERAL FUNDS REQUIRED							**0**	**0**	**0**	**0**	**0**	**0**	**0**	**0**	**0**	**0**	**0**	**0**	**0**	**0**	**0**	**0**

Comments
Subject to Funds held in the Preston Village Reserve Fund Contribution Reserve

Shire of Donnybrook Balingup

Asset Management Plan - Buildings
2023/24

Preston Village - Unit 10

Dep Replacement Cost	$350,000		Asset Consumption Ratio =		85.37%		0	1	2	3	4	5	6	7	8	9	10	11	12	13	14	15
Replacement Value	$410,000		Asset Condition Rating		2																	
Asset Number	20692	No of years to project (Optimal)	No of years to project (Council)	Component baselife (Optimal)	Component baselife (Council)	Estimated *Cost*	Backlog *2023/24*	2023/24	2024/25	2025/26	2026/27	2027/28	2028/29	2029/30	2030/31	2031/32	2032/33	2033/34	2034/35	2035/36	2036/37	2037/38
Year	2011					$																
EXPENDITURE																						
Capital Upgrades / Expansion																						
Nil		1	1	1	1	0	0	0	0	0	0	0	0	0	0	0	0	0	0	0	0	0
Total - Capital Upgrades / Expansion							*0*	*0*	*0*	*0*	*0*	*0*	*0*	*0*	*0*	*0*	*0*	*0*	*0*	*0*	*0*	*0*
Capital Renewal																						
Repaint - Exterior Walls		7	7	10	10	6,732	0	0	0	0	0	0	0	8,280	0	0	0	0	0	0	0	0
Repaint - Exterior Timber		3	3	6	6	1,530	0	0	0	1,672	0	0	0	0	0	1,996	0	0	0	0	0	2,384
Replace Hot Water System		1	1	15	15	4,500	0	4,635	0	0	0	0	0	0	0	0	0	0	0	0	0	0
Total - Capital Renewal							*0*	*4,635*	*0*	*1,672*	*0*	*0*	*0*	*8,280*	*0*	*1,996*	*0*	*0*	*0*	*0*	*0*	*2,384*
TOTAL EXPENDITURE							**0**	**4,635**	**0**	**1,672**	**0**	**0**	**0**	**8,280**	**0**	**1,996**	**0**	**0**	**0**	**0**	**0**	**2,384**
FUNDING																						
Borrowings							0	0	0	0	0	0	0	0	0	0	0	0	0	0	0	0
Building Reserve							0	0	0	0	0	0	0	0	0	0	0	0	0	0	0	0
Grants							0	0	0	0	0	0	0	0	0	0	0	0	0	0	0	0
Other Reserves	Preston Village Reserve Fund Contribution Reserve						0	4,635	0	1,672	0	0	0	8,280	0	1,996	0	0	0	0	0	2,384
TOTAL FUNDING							**0**	**4,635**	**0**	**1,672**	**0**	**0**	**0**	**8,280**	**0**	**1,996**	**0**	**0**	**0**	**0**	**0**	**2,384**
GENERAL FUNDS REQUIRED							**0**	**0**	**0**	**0**	**0**	**0**	**0**	**0**	**0**	**0**	**0**	**0**	**0**	**0**	**0**	**0**

Comments
Subject to Funds held in the Preston Village Reserve Fund Contribution Reserve

Shire of Donnybrook Balingup

Asset Management Plan - Buildings
2023/24

Preston Village - Unit 11

Dep Replacement Cost	$350,000		Asset Consumption Ratio		85.37%		0	1	2	3	4	5	6	7	8	9	10	11	12	13	14	15
Replacement Value	$410,000		Asset Condition Rating		2																	
Asset Number	20693	No of years to project (Optimal)	No of years to project (Council)	Component baselife (Optimal)	Component baselife (Council)	Estimated *Cost*	Backlog *2023/24*	2023/24	2024/25	2025/26	2026/27	2027/28	2028/29	2029/30	2030/31	2031/32	2032/33	2033/34	2034/35	2035/36	2036/37	2037/38
Year	2011					$																
EXPENDITURE																						
Capital Upgrades / Expansion																						
Nil		1	1	1	1	0	0	0	0	0	0	0	0	0	0	0	0	0	0	0	0	0
Total - Capital Upgrades / Expansion							*0*	*0*	*0*	*0*	*0*	*0*	*0*	*0*	*0*	*0*	*0*	*0*	*0*	*0*	*0*	*0*
Capital Renewal																						
Repaint - Exterior Walls		7	7	10	10	6,732	0	0	0	0	0	0	0	8,280	0	0	0	0	0	0	0	0
Repaint - Exterior Timber		3	3	6	6	1,530	0	0	0	1,672	0	0	0	0	0	1,996	0	0	0	0	0	2,384
Replace Hot Water System		1	1	15	15	4,500	0	4,635	0	0	0	0	0	0	0	0	0	0	0	0	0	0
Total - Capital Renewal							*0*	*4,635*	*0*	*1,672*	*0*	*0*	*0*	*8,280*	*0*	*1,996*	*0*	*0*	*0*	*0*	*0*	*2,384*
TOTAL EXPENDITURE							**0**	**4,635**	**0**	**1,672**	**0**	**0**	**0**	**8,280**	**0**	**1,996**	**0**	**0**	**0**	**0**	**0**	**2,384**
FUNDING																						
Borrowings							0	0	0	0	0	0	0	0	0	0	0	0	0	0	0	0
Building Reserve							0	0	0	0	0	0	0	0	0	0	0	0	0	0	0	0
Grants							0	0	0	0	0	0	0	0	0	0	0	0	0	0	0	0
Other Reserves	Preston Village Reserve Fund Contribution Reserve						0	4,635	0	1,672	0	0	0	8,280	0	1,996	0	0	0	0	0	2,384
TOTAL FUNDING							**0**	**4,635**	**0**	**1,672**	**0**	**0**	**0**	**8,280**	**0**	**1,996**	**0**	**0**	**0**	**0**	**0**	**2,384**
GENERAL FUNDS REQUIRED							**0**	**0**	**0**	**0**	**0**	**0**	**0**	**0**	**0**	**0**	**0**	**0**	**0**	**0**	**0**	**0**

Comments
Subject to Funds held in the Preston Village Reserve Fund Contribution Reserve

Shire of Donnybrook Balingup

Asset Management Plan - Buildings
2023/24

Preston Village - Unit 12

Dep Replacement Cost	$365,000		Asset Consumption Ratio =		89.02%		0	1	2	3	4	5	6	7	8	9	10	11	12	13	14	15
Replacement Value	$410,000		Asset Condition Rating		1																	
Asset Number	20694	No of years to project (Optimal)	No of years to project (Council)	Component baselife (Optimal)	Component baselife (Council)	Estimated *Cost*	Backlog *2023/24*	2023/24	2024/25	2025/26	2026/27	2027/28	2028/29	2029/30	2030/31	2031/32	2032/33	2033/34	2034/35	2035/36	2036/37	2037/38
Year	2014					$																
EXPENDITURE																						
Capital Upgrades / Expansion																						
Nil		1	1	1	1	0	0	0	0	0	0	0	0	0	0	0	0	0	0	0	0	0
Total - Capital Upgrades / Expansion							*0*	*0*	*0*	*0*	*0*	*0*	*0*	*0*	*0*	*0*	*0*	*0*	*0*	*0*	*0*	*0*
Capital Renewal																						
Repaint - Exterior Walls		7	7	10	10	6,732	0	0	0	0	0	0	0	8,280	0	0	0	0	0	0	0	0
Repaint - Exterior Timber		3	3	6	6	1,530	0	0	0	1,672	0	0	0	0	0	1,996	0	0	0	0	0	2,384
Replace Hot Water System		5	5	15	15	4,500	0	0	0	0	0	5,217	0	0	0	0	0	0	0	0	0	0
Total - Capital Renewal							*0*	*0*	*0*	*1,672*	*0*	*5,217*	*0*	*8,280*	*0*	*1,996*	*0*	*0*	*0*	*0*	*0*	*2,384*
TOTAL EXPENDITURE							**0**	**0**	**0**	**1,672**	**0**	**5,217**	**0**	**8,280**	**0**	**1,996**	**0**	**0**	**0**	**0**	**0**	**2,384**
FUNDING																						
Borrowings							0	0	0	0	0	0	0	0	0	0	0	0	0	0	0	0
Building Reserve							0	0	0	0	0	0	0	0	0	0	0	0	0	0	0	0
Grants							0	0	0	0	0	0	0	0	0	0	0	0	0	0	0	0
Other Reserves	Preston Village Reserve Fund Contribution Reserve						0	0	0	1,672	0	5,217	0	8,280	0	1,996	0	0	0	0	0	2,384
TOTAL FUNDING							**0**	**0**	**0**	**1,672**	**0**	**5,217**	**0**	**8,280**	**0**	**1,996**	**0**	**0**	**0**	**0**	**0**	**2,384**
GENERAL FUNDS REQUIRED							**0**	**0**	**0**	**0**	**0**	**0**	**0**	**0**	**0**	**0**	**0**	**0**	**0**	**0**	**0**	**0**

Comments
Subject to Funds held in the Preston Village Reserve Fund Contribution Reserve

Shire of Donnybrook Balingup

Asset Management Plan - Buildings
2023/24

Preston Village - Unit 13

Dep Replacement Cost	$365,000		Asset Consumption Ratio =		89.02%		0	1	2	3	4	5	6	7	8	9	10	11	12	13	14	15
Replacement Value	$410,000		Asset Condition Rating		1																	
Asset Number	20695	No of years to project (Optimal)	No of years to project (Council)	Component baselife (Optimal)	Component baselife (Council)	Estimated *Cost*	Backlog *2023/24*	2023/24	2024/25	2025/26	2026/27	2027/28	2028/29	2029/30	2030/31	2031/32	2032/33	2033/34	2034/35	2035/36	2036/37	2037/38
Year	2014					$																
EXPENDITURE																						
Capital Upgrades / Expansion																						
Nil		1	1	1	1	0	0	0	0	0	0	0	0	0	0	0	0	0	0	0	0	0
Total - Capital Upgrades / Expansion							*0*	*0*	*0*	*0*	*0*	*0*	*0*	*0*	*0*	*0*	*0*	*0*	*0*	*0*	*0*	*0*
Capital Renewal																						
Repaint - Exterior Walls		7	7	10	10	6,732	0	0	0	0	0	0	0	8,280	0	0	0	0	0	0	0	0
Repaint - Exterior Timber		3	3	6	6	1,530	0	0	0	1,672	0	0	0	0	0	1,996	0	0	0	0	0	2,384
Replace Hot Water System		5	5	15	15	4,500	0	0	0	0	0	5,217	0	0	0	0	0	0	0	0	0	0
Total - Capital Renewal							*0*	*0*	*0*	*1,672*	*0*	*5,217*	*0*	*8,280*	*0*	*1,996*	*0*	*0*	*0*	*0*	*0*	*2,384*
TOTAL EXPENDITURE							**0**	**0**	**0**	**1,672**	**0**	**5,217**	**0**	**8,280**	**0**	**1,996**	**0**	**0**	**0**	**0**	**0**	**2,384**
FUNDING																						
Borrowings							0	0	0	0	0	0	0	0	0	0	0	0	0	0	0	0
Building Reserve							0	0	0	0	0	0	0	0	0	0	0	0	0	0	0	0
Grants							0	0	0	0	0	0	0	0	0	0	0	0	0	0	0	0
Other Reserves	Preston Village Reserve Fund Contribution Reserve						0	0	0	1,672	0	5,217	0	8,280	0	1,996	0	0	0	0	0	2,384
TOTAL FUNDING							**0**	**0**	**0**	**1,672**	**0**	**5,217**	**0**	**8,280**	**0**	**1,996**	**0**	**0**	**0**	**0**	**0**	**2,384**
GENERAL FUNDS REQUIRED							**0**	**0**	**0**	**0**	**0**	**0**	**0**	**0**	**0**	**0**	**0**	**0**	**0**	**0**	**0**	**0**

Comments
Subject to Funds held in the Preston Village Reserve Fund Contribution Reserve

Shire of Donnybrook Balingup

Asset Management Plan - Buildings
2023/24

Preston Village - Shed

Dep Replacement Cost	$16,500		Asset Consumption Ratio =		86.84%		0	1	2	3	4	5	6	7	8	9	10	11	12	13	14	15
Replacement Value	$19,000		Asset Condition Rating		1																	
Asset Number	20729	No of years to project (Optimal)	No of years to project (Council)	Component baselife (Optimal)	Component baselife (Council)	Estimated *Cost*	Backlog *2023/24*	2023/24	2024/25	2025/26	2026/27	2027/28	2028/29	2029/30	2030/31	2031/32	2032/33	2033/34	2034/35	2035/36	2036/37	2037/38
Year	2016					$																
EXPENDITURE																						
Capital Upgrades / Expansion																						
Nil		1	1	1	1	0	0	0	0	0	0	0	0	0	0	0	0	0	0	0	0	0
Total - Capital Upgrades / Expansion							*0*	*0*	*0*	*0*	*0*	*0*	*0*	*0*	*0*	*0*	*0*	*0*	*0*	*0*	*0*	*0*
Capital Renewal																						
Nil		1	1	1	1	0	0	0	0	0	0	0	0	0	0	0	0	0	0	0	0	0
Total - Capital Renewal							*0*	*0*	*0*	*0*	*0*	*0*	*0*	*0*	*0*	*0*	*0*	*0*	*0*	*0*	*0*	*0*
TOTAL EXPENDITURE							**0**	**0**	**0**	**0**	**0**	**0**	**0**	**0**	**0**	**0**	**0**	**0**	**0**	**0**	**0**	**0**
FUNDING																						
Borrowings							0	0	0	0	0	0	0	0	0	0	0	0	0	0	0	0
Building Reserve							0	0	0	0	0	0	0	0	0	0	0	0	0	0	0	0
Grants							0	0	0	0	0	0	0	0	0	0	0	0	0	0	0	0
Other Reserves	Preston Village Reserve Fund Contribution Reserve						0	0	0	0	0	0	0	0	0	0	0	0	0	0	0	0
TOTAL FUNDING							**0**	**0**	**0**	**0**	**0**	**0**	**0**	**0**	**0**	**0**	**0**	**0**	**0**	**0**	**0**	**0**
GENERAL FUNDS REQUIRED							**0**	**0**	**0**	**0**	**0**	**0**	**0**	**0**	**0**	**0**	**0**	**0**	**0**	**0**	**0**	**0**

Comments
Subject to Funds held in the Preston Village Reserve Fund Contribution Reserve

Shire of Donnybrook Balingup

Asset Management Plan - Buildings
2023/24

Minninup Cottages - Unit 1

Dep Replacement Cost	$67,000		Asset Consumption Ratio =		47.02%		0	1	2	3	4	5	6	7	8	9	10	11	12	13	14	15
Replacement Value	$142,500		Asset Condition Rating		6																	
Asset Number	20663	No of years to project (Optimal)	No of years to project (Council)	Component baselife (Optimal)	Component baselife (Council)	Estimated *Cost*	Backlog *2023/24*	2023/24	2024/25	2025/26	2026/27	2027/28	2028/29	2029/30	2030/31	2031/32	2032/33	2033/34	2034/35	2035/36	2036/37	2037/38
Year	1978					$																
EXPENDITURE																						
Capital Upgrades / Expansion																						
Nil		1	1	1	1	0	0	0	0	0	0	0	0	0	0	0	0	0	0	0	0	0
Total - Capital Upgrades / Expansion							*0*	*0*	*0*	*0*	*0*	*0*	*0*	*0*	*0*	*0*	*0*	*0*	*0*	*0*	*0*	*0*
Capital Renewal																						
Refurbishment		1	1	99	99	61,778	0	63,631	0	0	0	0	0	0	0	0	0	0	0	0	0	0
Total - Capital Renewal							*0*	*63,631*	*0*	*0*	*0*	*0*	*0*	*0*	*0*	*0*	*0*	*0*	*0*	*0*	*0*	*0*
TOTAL EXPENDITURE							**0**	**63,631**	**0**	**0**	**0**	**0**	**0**	**0**	**0**	**0**	**0**	**0**	**0**	**0**	**0**	**0**
FUNDING																						
Borrowings							0	0	0	0	0	0	0	0	0	0	0	0	0	0	0	0
Building Reserve							0	0	0	0	0	0	0	0	0	0	0	0	0	0	0	0
Grants							0	63,631	0	0	0	0	0	0	0	0	0	0	0	0	0	0
Other Reserves	Minninup Cottages 1-4 Surplus Reserve				(Subject to available funds)		0	0	0	0	0	0	0	0	0	0	0	0	0	0	0	0
TOTAL FUNDING							**0**	**63,631**	**0**	**0**	**0**	**0**	**0**	**0**	**0**	**0**	**0**	**0**	**0**	**0**	**0**	**0**
GENERAL FUNDS REQUIRED							**0**	**0**	**0**	**0**	**0**	**0**	**0**	**0**	**0**	**0**	**0**	**0**	**0**	**0**	**0**	**0**

Comments
Units 1-4 - 100% Equity - Shire of Donnybrook Balingup

Refer to Reserve Fund Plan for Reserve Fund conditions

Shire of Donnybrook Balingup

Asset Management Plan - Buildings
2023/24

Minninup Cottages - Unit 2

Dep Replacement Cost	$67,000		Asset Consumption Ratio =		47.02%		0	1	2	3	4	5	6	7	8	9	10	11	12	13	14	15
Replacement Value	$142,500		Asset Condition Rating		6																	
Asset Number	20664	No of years to project (Optimal)	No of years to project (Council)	Component baselife (Optimal)	Component baselife (Council)	Estimated *Cost*	Backlog *2023/24*	2023/24	2024/25	2025/26	2026/27	2027/28	2028/29	2029/30	2030/31	2031/32	2032/33	2033/34	2034/35	2035/36	2036/37	2037/38
Year	1978					$																
EXPENDITURE																						
Capital Upgrades / Expansion																						
Nil		1	1	1	1	0	0	0	0	0	0	0	0	0	0	0	0	0	0	0	0	0
Total - Capital Upgrades / Expansion							*0*	*0*	*0*	*0*	*0*	*0*	*0*	*0*	*0*	*0*	*0*	*0*	*0*	*0*	*0*	*0*
Capital Renewal																						
Refurbishment		1	1	99	99	61,778	0	63,631	0	0	0	0	0	0	0	0	0	0	0	0	0	0
Total - Capital Renewal							*0*	*63,631*	*0*	*0*	*0*	*0*	*0*	*0*	*0*	*0*	*0*	*0*	*0*	*0*	*0*	*0*
TOTAL EXPENDITURE							**0**	**63,631**	**0**	**0**	**0**	**0**	**0**	**0**	**0**	**0**	**0**	**0**	**0**	**0**	**0**	**0**
FUNDING																						
Borrowings							0	0	0	0	0	0	0	0	0	0	0	0	0	0	0	0
Building Reserve							0	0	0	0	0	0	0	0	0	0	0	0	0	0	0	0
Grants							0	63,631	0	0	0	0	0	0	0	0	0	0	0	0	0	0
Other Reserves	Minninup Cottages 1-4 Surplus Reserve				(Subject to available funds)		0	0	0	0	0	0	0	0	0	0	0	0	0	0	0	0
TOTAL FUNDING							**0**	**63,631**	**0**	**0**	**0**	**0**	**0**	**0**	**0**	**0**	**0**	**0**	**0**	**0**	**0**	**0**
GENERAL FUNDS REQUIRED							**0**	**0**	**0**	**0**	**0**	**0**	**0**	**0**	**0**	**0**	**0**	**0**	**0**	**0**	**0**	**0**

Comments
Units 1-4 - 100% Equity - Shire of Donnybrook Balingup

Refer to Reserve Fund Plan for Reserve Fund conditions

Shire of Donnybrook Balingup

Asset Management Plan - Buildings
2023/24

Minninup Cottages - Unit 3

Dep Replacement Cost	$67,000		Asset Consumption Ratio =		47.02%		0	1	2	3	4	5	6	7	8	9	10	11	12	13	14	15
Replacement Value	$142,500		Asset Condition Rating		6																	
Asset Number	20665	No of years to project (Optimal)	No of years to project (Council)	Component baselife (Optimal)	Component baselife (Council)	Estimated *Cost*	Backlog *2023/24*	2023/24	2024/25	2025/26	2026/27	2027/28	2028/29	2029/30	2030/31	2031/32	2032/33	2033/34	2034/35	2035/36	2036/37	2037/38
Year	1978					$																
EXPENDITURE																						
Capital Upgrades / Expansion																						
Nil		1	1	1	1	0	0	0	0	0	0	0	0	0	0	0	0	0	0	0	0	0
Total - Capital Upgrades / Expansion							*0*	*0*	*0*	*0*	*0*	*0*	*0*	*0*	*0*	*0*	*0*	*0*	*0*	*0*	*0*	*0*
Capital Renewal																						
Refurbishment		1	1	99	99	61,778	0	63,631	0	0	0	0	0	0	0	0	0	0	0	0	0	0
Total - Capital Renewal							*0*	*63,631*	*0*	*0*	*0*	*0*	*0*	*0*	*0*	*0*	*0*	*0*	*0*	*0*	*0*	*0*
TOTAL EXPENDITURE							**0**	**63,631**	**0**	**0**	**0**	**0**	**0**	**0**	**0**	**0**	**0**	**0**	**0**	**0**	**0**	**0**
FUNDING																						
Borrowings							0	0	0	0	0	0	0	0	0	0	0	0	0	0	0	0
Building Reserve							0	0	0	0	0	0	0	0	0	0	0	0	0	0	0	0
Grants							0	63,631	0	0	0	0	0	0	0	0	0	0	0	0	0	0
Other Reserves	Minninup Cottages 1-4 Surplus Reserve				(Subject to available funds)		0	0	0	0	0	0	0	0	0	0	0	0	0	0	0	0
TOTAL FUNDING							**0**	**63,631**	**0**	**0**	**0**	**0**	**0**	**0**	**0**	**0**	**0**	**0**	**0**	**0**	**0**	**0**
GENERAL FUNDS REQUIRED							**0**	**0**	**0**	**0**	**0**	**0**	**0**	**0**	**0**	**0**	**0**	**0**	**0**	**0**	**0**	**0**

Comments
Units 1-4 - 100% Equity - Shire of Donnybrook Balingup

Refer to Reserve Fund Plan for Reserve Fund conditions

Shire of Donnybrook Balingup

Asset Management Plan - Buildings
2023/24

Minninup Cottages - Unit 4

Dep Replacement Cost	$67,000		Asset Consumption Ratio =		47.02%		0	1	2	3	4	5	6	7	8	9	10	11	12	13	14	15
Replacement Value	$142,500		Asset Condition Rating		6																	
Asset Number	20666	No of years to project (Optimal)	No of years to project (Council)	Component baselife (Optimal)	Component baselife (Council)	Estimated *Cost*	Backlog *2023/24*	2023/24	2024/25	2025/26	2026/27	2027/28	2028/29	2029/30	2030/31	2031/32	2032/33	2033/34	2034/35	2035/36	2036/37	2037/38
Year	1978					$																
EXPENDITURE																						
Capital Upgrades / Expansion																						
Nil		1	1	1	1	0	0	0	0	0	0	0	0	0	0	0	0	0	0	0	0	0
Total - Capital Upgrades / Expansion							*0*	*0*	*0*	*0*	*0*	*0*	*0*	*0*	*0*	*0*	*0*	*0*	*0*	*0*	*0*	*0*
Capital Renewal																						
Refurbishment		1	1	99	99	61,778	0	63,631	0	0	0	0	0	0	0	0	0	0	0	0	0	0
Total - Capital Renewal							*0*	*63,631*	*0*	*0*	*0*	*0*	*0*	*0*	*0*	*0*	*0*	*0*	*0*	*0*	*0*	*0*
TOTAL EXPENDITURE							**0**	**63,631**	**0**	**0**	**0**	**0**	**0**	**0**	**0**	**0**	**0**	**0**	**0**	**0**	**0**	**0**
FUNDING																						
Borrowings							0	0	0	0	0	0	0	0	0	0	0	0	0	0	0	0
Building Reserve							0	0	0	0	0	0	0	0	0	0	0	0	0	0	0	0
Grants							0	63,631	0	0	0	0	0	0	0	0	0	0	0	0	0	0
Other Reserves	Minninup Cottages 1-4 Surplus Reserve				(Subject to available funds)		0	0	0	0	0	0	0	0	0	0	0	0	0	0	0	0
TOTAL FUNDING							**0**	**63,631**	**0**	**0**	**0**	**0**	**0**	**0**	**0**	**0**	**0**	**0**	**0**	**0**	**0**	**0**
GENERAL FUNDS REQUIRED							**0**	**0**	**0**	**0**	**0**	**0**	**0**	**0**	**0**	**0**	**0**	**0**	**0**	**0**	**0**	**0**

Comments
Units 1-4 - 100% Equity - Shire of Donnybrook Balingup

Refer to Reserve Fund Plan for Reserve Fund conditions

Shire of Donnybrook Balingup

Asset Management Plan - Buildings
2023/24

Minninup Cottages - Units 5 - 8

Dep Replacement Cost	$268,000		Asset Consumption Ratio =		47.02%		0	1	2	3	4	5	6	7	8	9	10	11	12	13	14	15
Replacement Value	$570,000		Asset Condition Rating		6																	
Asset Number	20667	No of years to project (Optimal)	No of years to project (Council)	Component baselife (Optimal)	Component baselife (Council)	Estimated *Cost*	Backlog *2023/24*	2023/24	2024/25	2025/26	2026/27	2027/28	2028/29	2029/30	2030/31	2031/32	2032/33	2033/34	2034/35	2035/36	2036/37	2037/38
Year	1978					$																
EXPENDITURE																						
Capital Upgrades / Expansion																						
Nil		1	1	1	1	0	0	0	0	0	0	0	0	0	0	0	0	0	0	0	0	0
Total - Capital Upgrades / Expansion							*0*	*0*	*0*	*0*	*0*	*0*	*0*	*0*	*0*	*0*	*0*	*0*	*0*	*0*	*0*	*0*
Capital Renewal																						
Refurbishment		1	1	99	99	247,111	0	254,524	0	0	0	0	0	0	0	0	0	0	0	0	0	0
Total - Capital Renewal							*0*	*254,524*	*0*	*0*	*0*	*0*	*0*	*0*	*0*	*0*	*0*	*0*	*0*	*0*	*0*	*0*
TOTAL EXPENDITURE																						
FUNDING																						
Borrowings							0	0	0	0	0	0	0	0	0	0	0	0	0	0	0	0
Building Reserve							0	0	0	0	0	0	0	0	0	0	0	0	0	0	0	0
Grants							0	254,524	0	0	0	0	0	0	0	0	0	0	0	0	0	0
Other Reserves	Minninup Cottages 5-8 Surplus Reserve				(Subject to available funds)		0	0	0	0	0	0	0	0	0	0	0	0	0	0	0	0
TOTAL FUNDING							**0**	**254,524**	**0**	**0**	**0**	**0**	**0**	**0**	**0**	**0**	**0**	**0**	**0**	**0**	**0**	**0**
GENERAL FUNDS REQUIRED							**0**	**0**	**0**	**0**	**0**	**0**	**0**	**0**	**0**	**0**	**0**	**0**	**0**	**0**	**0**	**0**

Comments

Asset Numbers 20667, 20668, 20669, 20670
Fund works from Minninup Cottages Reserve

Units 5-8 34.48% Equity - Shire of Donnybrook Balingup
65.52% Equity - Department of Communities

Refer to Reserve Fund Plan for Reserve Fund conditions

Shire of Donnybrook Balingup

Asset Management Plan - Buildings
2023/24

Minninup Cottages - Units 9 - 10

Dep Replacement Cost	$224,000		Asset Consumption Ratio =		65.88%		0	1	2	3	4	5	6	7	8	9	10	11	12	13	14	15
Replacement Value	$340,000		Asset Condition Rating		4																	
Asset Number	20659	No of years to project (Optimal)	No of years to project (Council)	Component baselife (Optimal)	Component baselife (Council)	Estimated *Cost*	Backlog *2023/24*	2023/24	2024/25	2025/26	2026/27	2027/28	2028/29	2029/30	2030/31	2031/32	2032/33	2033/34	2034/35	2035/36	2036/37	2037/38
Year	1995					$																
EXPENDITURE																						
Capital Upgrades / Expansion																						
Nil		1	1	1	1	0	0	0	0	0	0	0	0	0	0	0	0	0	0	0	0	0
Total - Capital Upgrades / Expansion							*0*	*0*	*0*	*0*	*0*	*0*	*0*	*0*	*0*	*0*	*0*	*0*	*0*	*0*	*0*	*0*
Capital Renewal																						
Refurbishment		1	1	99	99	123,556	0	127,263	0	0	0	0	0	0	0	0	0	0	0	0	0	0
Total - Capital Renewal							*0*	*127,263*	*0*	*0*	*0*	*0*	*0*	*0*	*0*	*0*	*0*	*0*	*0*	*0*	*0*	*0*
TOTAL EXPENDITURE							**0**	**127,263**	**0**	**0**	**0**	**0**	**0**	**0**	**0**	**0**	**0**	**0**	**0**	**0**	**0**	**0**
FUNDING																						
Borrowings							0	0	0	0	0	0	0	0	0	0	0	0	0	0	0	0
Building Reserve							0	0	0	0	0	0	0	0	0	0	0	0	0	0	0	0
Grants							0	127,263	0	0	0	0	0	0	0	0	0	0	0	0	0	0
Other Reserves	Minninup Cottages 9-12 Surplus Reserve				(Subject to available funds)		0	0	0	0	0	0	0	0	0	0	0	0	0	0	0	0
TOTAL FUNDING							**0**	**127,263**	**0**	**0**	**0**	**0**	**0**	**0**	**0**	**0**	**0**	**0**	**0**	**0**	**0**	**0**
GENERAL FUNDS REQUIRED							**0**	**0**	**0**	**0**	**0**	**0**	**0**	**0**	**0**	**0**	**0**	**0**	**0**	**0**	**0**	**0**

Comments

Units 9-12 15.20% Equity - Shire of Donnybrook Balingup
84.80% Equity - Department of Communities

Refer to Reserve Fund Plan for Reserve Fund conditions

Shire of Donnybrook Balingup

Asset Management Plan - Buildings
2023/24

Minninup Cottages - Units 11 - 12

Dep Replacement Cost	$218,000		Asset Consumption Ratio =		66.06%		0	1	2	3	4	5	6	7	8	9	10	11	12	13	14	15
Replacement Value	$330,000		Asset Condition Rating		4																	
Asset Number	20662	No of years to project (Optimal)	No of years to project (Council)	Component baselife (Optimal)	Component baselife (Council)	Estimated *Cost*	Backlog *2023/24*	2023/24	2024/25	2025/26	2026/27	2027/28	2028/29	2029/30	2030/31	2031/32	2032/33	2033/34	2034/35	2035/36	2036/37	2037/38
Year	1995					$																
EXPENDITURE																						
Capital Upgrades / Expansion																						
Nil		1	1	1	1	0	0	0	0	0	0	0	0	0	0	0	0	0	0	0	0	0
Total - Capital Upgrades / Expansion							*0*	*0*	*0*	*0*	*0*	*0*	*0*	*0*	*0*	*0*	*0*	*0*	*0*	*0*	*0*	*0*
Capital Renewal																						
Refurbishment		1	1	99	99	123,556	0	127,263	0	0	0	0	0	0	0	0	0	0	0	0	0	0
Total - Capital Renewal							*0*	*127,263*	*0*	*0*	*0*	*0*	*0*	*0*	*0*	*0*	*0*	*0*	*0*	*0*	*0*	*0*
TOTAL EXPENDITURE							**0**	**127,263**	**0**	**0**	**0**	**0**	**0**	**0**	**0**	**0**	**0**	**0**	**0**	**0**	**0**	**0**
FUNDING																						
Borrowings							0	0	0	0	0	0	0	0	0	0	0	0	0	0	0	0
Building Reserve							0	0	0	0	0	0	0	0	0	0	0	0	0	0	0	0
Grants							0	127,263	0	0	0	0	0	0	0	0	0	0	0	0	0	0
Other Reserves	Minninup Cottages 9-12 Surplus Reserve				(Subject to available funds)		0	0	0	0	0	0	0	0	0	0	0	0	0	0	0	0
TOTAL FUNDING							**0**	**127,263**	**0**	**0**	**0**	**0**	**0**	**0**	**0**	**0**	**0**	**0**	**0**	**0**	**0**	**0**
GENERAL FUNDS REQUIRED							**0**	**0**	**0**	**0**	**0**	**0**	**0**	**0**	**0**	**0**	**0**	**0**	**0**	**0**	**0**	**0**

Comments

Units 9-12 15.20% Equity - Shire of Donnybrook Balingup
84.80% Equity - Department of Communities

Refer to Reserve Fund Plan for Reserve Fund conditions

Shire of Donnybrook Balingup

Asset Management Plan - Buildings
2023/24

Minninup Cottages - Car Ports

Dep Replacement Cost	$124,000		Asset Consumption Ratio =		84.93%		0	1	2	3	4	5	6	7	8	9	10	11	12	13	14	15
Replacement Value	$146,000		Asset Condition Rating		2																	
Asset Number	20229 & 20225	**No of years to project (Optimal)**	**No of years to project (Council)**	**Component baselife (Optimal)**	**Component baselife (Council)**	**Estimated *Cost***	**Backlog *2023/24***	**2023/24**	**2024/25**	**2025/26**	**2026/27**	**2027/28**	**2028/29**	**2029/30**	**2030/31**	**2031/32**	**2032/33**	**2033/34**	**2034/35**	**2035/36**	**2036/37**	**2037/38**
Year	1978 & 1993					$																
EXPENDITURE																						
Capital Upgrades / Expansion																						
Nil		1	1	1	1	0	0	0	0	0	0	0	0	0	0	0	0	0	0	0	0	0
Total - Capital Upgrades / Expansion							*0*	*0*	*0*	*0*	*0*	*0*	*0*	*0*	*0*	*0*	*0*	*0*	*0*	*0*	*0*	*0*
Capital Renewal																						
Nil		1	1	1	1	0	0	0	0	0	0	0	0	0	0	0	0	0	0	0	0	0
Total - Capital Renewal							*0*	*0*	*0*	*0*	*0*	*0*	*0*	*0*	*0*	*0*	*0*	*0*	*0*	*0*	*0*	*0*
TOTAL EXPENDITURE							**0**	**0**	**0**	**0**	**0**	**0**	**0**	**0**	**0**	**0**	**0**	**0**	**0**	**0**	**0**	**0**
FUNDING																						
Borrowings							0	0	0	0	0	0	0	0	0	0	0	0	0	0	0	0
Building Reserve							0	0	0	0	0	0	0	0	0	0	0	0	0	0	0	0
Grants							0	0	0	0	0	0	0	0	0	0	0	0	0	0	0	0
Other Reserves							0	0	0	0	0	0	0	0	0	0	0	0	0	0	0	0
TOTAL FUNDING							**0**	**0**	**0**	**0**	**0**	**0**	**0**	**0**	**0**	**0**	**0**	**0**	**0**	**0**	**0**	**0**
GENERAL FUNDS REQUIRED							**0**	**0**	**0**	**0**	**0**	**0**	**0**	**0**	**0**	**0**	**0**	**0**	**0**	**0**	**0**	**0**

Comments
Asset 20225 – Minninup Cottages – Brick 2 Bay Carport
Asset 20229 – Minninup Cottages – Steel Frame 3 Bay Carport

100% Equity - Shire of Donnybrook Balingup

Shire of Donnybrook Balingup

Asset Management Plan - Buildings
2023/24

Minninup Cottages - External

| | | |

Shire of Donnybrook Balingup

Asset Management Plan - Buildings
2023/24

SES Depot - Donnybrook

Dep Replacement Cost	$480,000		Asset Consumption Ratio =		84.21%		0	1	2	3	4	5	6	7	8	9	10	11	12	13	14	15
Replacement Value	$570,000		Asset Condition Rating		2																	
Asset Number	20653	No of years	No of years	Component	Component	Estimated	Backlog	2023/24	2024/25	2025/26	2026/27	2027/28	2028/29	2029/30	2030/31	2031/32	2032/33	2033/34	2034/35	2035/36	2036/37	2037/38
Year	2013	to project	to project	baselife	baselife	*Cost*	*2023/24*															
		(Optimal)	(Council)	(Optimal)	(Council)	$																
EXPENDITURE																						
Capital Upgrades / Expansion																						
Nil		1	1	1	1	0	0	0	0	0	0	0	0	0	0	0	0	0	0	0	0	0
Total - Capital Upgrades / Expansion							*0*	*0*	*0*	*0*	*0*	*0*	*0*	*0*	*0*	*0*	*0*	*0*	*0*	*0*	*0*	*0*
Capital Renewal																						
Repaint External Doors x 4		3	3	5	5	1,050	0	0	0	1,147	0	0	0	0	1,330	0	0	0	0	1,542	0	0
Repaint External Verandah Posts & Beams		3	3	5	5	4,200	0	0	0	4,589	0	0	0	0	5,320	0	0	0	0	6,168	0	0
Repaint External Walls & Rafters		3	3	10	10	26,000	0	0	0	28,411	0	0	0	0	0	0	0	0	0	38,182	0	0
Internal Repaint		6	6	15	15	21,000	0	0	0	0	0	0	25,075	0	0	0	0	0	0	0	0	0
Renew Smoke Alarms		3	3	10	10	160	0	0	0	175	0	0	0	0	0	0	0	0	0	235	0	0
Total - Capital Renewal							*0*	*0*	*0*	*34,323*	*0*	*0*	*25,075*	*0*	*6,651*	*0*	*0*	*0*	*0*	*46,127*	*0*	*0*
TOTAL EXPENDITURE							**0**	**0**	**0**	**34,323**	**0**	**0**	**25,075**	**0**	**6,651**	**0**	**0**	**0**	**0**	**46,127**	**0**	**0**
FUNDING																						
Borrowings							0	0	0	0	0	0	0	0	0	0	0	0	0	0	0	0
Building Reserve							0	0	0	0	0	0	0	0	0	0	0	0	0	0	0	0
Grants							0	0	0	34,323	0	0	25,075	0	6,651	0	0	0	0	46,127	0	0
Other Reserves							0	0	0	0	0	0	0	0	0	0	0	0	0	0	0	0
TOTAL FUNDING							**0**	**0**	**0**	**34,323**	**0**	**0**	**25,075**	**0**	**6,651**	**0**	**0**	**0**	**0**	**46,127**	**0**	**0**
GENERAL FUNDS REQUIRED							**0**	**0**	**0**	**0**	**0**	**0**	**0**	**0**	**0**	**0**	**0**	**0**	**0**	**0**	**0**	**0**

Comments
Works subject to ESL grant funding

Shire of Donnybrook Balingup

Asset Management Plan - Buildings
2023/24

VBFB Station - Lowden

Dep Replacement Cost	$200,000		Asset Consumption Ratio =		61.54%		0	1	2	3	4	5	6	7	8	9	10	11	12	13	14	15
Replacement Value	$325,000		Asset Condition Rating		4																	
Asset Number	20615	No of years to	No of years to	Component	Component	Estimated	Backlog	2023/24	2024/25	2025/26	2026/27	2027/28	2028/29	2029/30	2030/31	2031/32	2032/33	2033/34	2034/35	2035/36	2036/37	2037/38
Year	1999	project	project	baselife	baselife	*Cost*	*2023/24*															
		(Optimal)	(Council)	(Optimal)	(Council)	$																
EXPENDITURE																						
Capital Upgrades / Expansion																						
Nil		1	1	1	1	0	0	0	0	0	0	0	0	0	0	0	0	0	0	0	0	0
Total - Capital Upgrades / Expansion							*0*	*0*	*0*	*0*	*0*	*0*	*0*	*0*	*0*	*0*	*0*	*0*	*0*	*0*	*0*	*0*
Capital Renewal																						
Nil		1	1	1	1	0	0	0	0	0	0	0	0	0	0	0	0	0	0	0	0	0
Total - Capital Renewal							*0*	*0*	*0*	*0*	*0*	*0*	*0*	*0*	*0*	*0*	*0*	*0*	*0*	*0*	*0*	*0*
TOTAL EXPENDITURE							**0**	**0**	**0**	**0**	**0**	**0**	**0**	**0**	**0**	**0**	**0**	**0**	**0**	**0**	**0**	**0**
FUNDING																						
Borrowings							0	0	0	0	0	0	0	0	0	0	0	0	0	0	0	0
Building Reserve							0	0	0	0	0	0	0	0	0	0	0	0	0	0	0	0
Grants							0	0	0	0	0	0	0	0	0	0	0	0	0	0	0	0
Other Reserves							0	0	0	0	0	0	0	0	0	0	0	0	0	0	0	0
TOTAL FUNDING							**0**	**0**	**0**	**0**	**0**	**0**	**0**	**0**	**0**	**0**	**0**	**0**	**0**	**0**	**0**	**0**
GENERAL FUNDS REQUIRED							**0**	**0**	**0**	**0**	**0**	**0**	**0**	**0**	**0**	**0**	**0**	**0**	**0**	**0**	**0**	**0**

Comments

Shire of Donnybrook Balingup

Asset Management Plan - Buildings
2023/24

VBFB Station - Mullalyup

Dep Replacement Cost	$170,000		Asset Consumption Ratio =		72.65%		0	1	2	3	4	5	6	7	8	9	10	11	12	13	14	15
Replacement Value	$234,000		Asset Condition Rating		3																	
Asset Number	20626	No of years to	No of years to	Component	Component	Estimated	Backlog	2023/24	2024/25	2025/26	2026/27	2027/28	2028/29	2029/30	2030/31	2031/32	2032/33	2033/34	2034/35	2035/36	2036/37	2037/38
Year	2004	project	project	baselife	baselife	*Cost*	*2023/24*															
		(Optimal)	(Council)	(Optimal)	(Council)	$																
EXPENDITURE																						
Capital Upgrades / Expansion																						
Nil		1	1	1	1	0	0	0	0	0	0	0	0	0	0	0	0	0	0	0	0	0
Total - Capital Upgrades / Expansion							*0*	*0*	*0*	*0*	*0*	*0*	*0*	*0*	*0*	*0*	*0*	*0*	*0*	*0*	*0*	*0*
Capital Renewal																						
Nil		1	1	1	1	0	0	0	0	0	0	0	0	0	0	0	0	0	0	0	0	0
Total - Capital Renewal							*0*	*0*	*0*	*0*	*0*	*0*	*0*	*0*	*0*	*0*	*0*	*0*	*0*	*0*	*0*	*0*
TOTAL EXPENDITURE							**0**	**0**	**0**	**0**	**0**	**0**	**0**	**0**	**0**	**0**	**0**	**0**	**0**	**0**	**0**	**0**
FUNDING																						
Borrowings							0	0	0	0	0	0	0	0	0	0	0	0	0	0	0	0
Building Reserve							0	0	0	0	0	0	0	0	0	0	0	0	0	0	0	0
Grants							0	0	0	0	0	0	0	0	0	0	0	0	0	0	0	0
Other Reserves							0	0	0	0	0	0	0	0	0	0	0	0	0	0	0	0
TOTAL FUNDING							**0**	**0**	**0**	**0**	**0**	**0**	**0**	**0**	**0**	**0**	**0**	**0**	**0**	**0**	**0**	**0**
GENERAL FUNDS REQUIRED							**0**	**0**	**0**	**0**	**0**	**0**	**0**	**0**	**0**	**0**	**0**	**0**	**0**	**0**	**0**	**0**

Comments

Shire of Donnybrook Balingup

Asset Management Plan - Buildings
2023/24

VBFB Station - Mumballup

Dep Replacement Cost	$150,000		Asset Consumption Ratio =		72.82%		0	1	2	3	4	5	6	7	8	9	10	11	12	13	14	15
Replacement Value	$206,000		Asset Condition Rating		3																	
Asset Number	20630	No of years to	No of years to	Component	Component	Estimated	Backlog	2023/24	2024/25	2025/26	2026/27	2027/28	2028/29	2029/30	2030/31	2031/32	2032/33	2033/34	2034/35	2035/36	2036/37	2037/38
Year	2006	project	project	baselife	baselife	*Cost*	*2023/24*															
		(Optimal)	(Council)	(Optimal)	(Council)	$																
EXPENDITURE																						
Capital Upgrades / Expansion																						
Nil		1	1	1	1	0	0	0	0	0	0	0	0	0	0	0	0	0	0	0	0	0
Total - Capital Upgrades / Expansion							*0*	*0*	*0*	*0*	*0*	*0*	*0*	*0*	*0*	*0*	*0*	*0*	*0*	*0*	*0*	*0*
Capital Renewal																						
Nil		1	1	1	1	0	0	0	0	0	0	0	0	0	0	0	0	0	0	0	0	0
Total - Capital Renewal							*0*	*0*	*0*	*0*	*0*	*0*	*0*	*0*	*0*	*0*	*0*	*0*	*0*	*0*	*0*	*0*
TOTAL EXPENDITURE							**0**	**0**	**0**	**0**	**0**	**0**	**0**	**0**	**0**	**0**	**0**	**0**	**0**	**0**	**0**	**0**
FUNDING																						
Borrowings							0	0	0	0	0	0	0	0	0	0	0	0	0	0	0	0
Building Reserve							0	0	0	0	0	0	0	0	0	0	0	0	0	0	0	0
Grants							0	0	0	0	0	0	0	0	0	0	0	0	0	0	0	0
Other Reserves							0	0	0	0	0	0	0	0	0	0	0	0	0	0	0	0
TOTAL FUNDING							**0**	**0**	**0**	**0**	**0**	**0**	**0**	**0**	**0**	**0**	**0**	**0**	**0**	**0**	**0**	**0**
GENERAL FUNDS REQUIRED							**0**	**0**	**0**	**0**	**0**	**0**	**0**	**0**	**0**	**0**	**0**	**0**	**0**	**0**	**0**	**0**

Comments

Shire of Donnybrook Balingup

Asset Management Plan - Buildings
2023/24

VBFB Station - Balingup

Dep Replacement Cost	$455,000		Asset Consumption Ratio =		82.73%		0	1	2	3	4	5	6	7	8	9	10	11	12	13	14	15
Replacement Value	$550,000		Asset Condition Rating		2																	
Asset Number	20651	No of years to project	No of years to project	Component baselife	Component baselife	Estimated	Backlog	2023/24	2024/25	2025/26	2026/27	2027/28	2028/29	2029/30	2030/31	2031/32	2032/33	2033/34	2034/35	2035/36	2036/37	2037/38
Year	2012	(Optimal)	(Council)	(Optimal)	(Council)	*Cost*	*2023/24*															
						$																
EXPENDITURE																						
Capital Upgrades / Expansion																						
Nil		1	1	1	1	0	0	0	0	0	0	0	0	0	0	0	0	0	0	0	0	0
Total - Capital Upgrades / Expansion							*0*	*0*	*0*	*0*	*0*	*0*	*0*	*0*	*0*	*0*	*0*	*0*	*0*	*0*	*0*	*0*
Capital Renewal																						
Repaint External Paintwork		3	3	5	5	6,120	0	0	0	6,687	0	0	0	0	7,753	0	0	0	0	8,987	0	0
Repaint Walls & Doors (Height Work)		1	1	7	7	10,200	0	10,506	0	0	0	0	0	0	12,921	0	0	0	0	0	0	15,891
Total - Capital Renewal							*0*	*10,506*	*0*	*6,687*	*0*	*0*	*0*	*0*	*20,674*	*0*	*0*	*0*	*0*	*8,987*	*0*	*15,891*
TOTAL EXPENDITURE							**0**	**10,506**	**0**	**6,687**	**0**	**0**	**0**	**0**	**20,674**	**0**	**0**	**0**	**0**	**8,987**	**0**	**15,891**
FUNDING																						
Borrowings							0	0	0	0	0	0	0	0	0	0	0	0	0	0	0	0
Building Reserve							0	0	0	0	0	0	0	0	0	0	0	0	0	0	0	0
Grants							0	10,506	0	6,687	0	0	0	0	20,674	0	0	0	0	8,987	0	15,891
Other Reserves							0	0	0	0	0	0	0	0	0	0	0	0	0	0	0	0
TOTAL FUNDING							**0**	**10,506**	**0**	**6,687**	**0**	**0**	**0**	**0**	**20,674**	**0**	**0**	**0**	**0**	**8,987**	**0**	**15,891**
GENERAL FUNDS REQUIRED							**0**	**0**	**0**	**0**	**0**	**0**	**0**	**0**	**0**	**0**	**0**	**0**	**0**	**0**	**0**	**0**

Comments
Works subject to Emergency Services Levy Funding

Shire of Donnybrook Balingup

Asset Management Plan - Buildings
2023/24

VBFB Station - Thomson Brook

Dep Replacement Cost	$198,000		Asset Consumption Ratio		79.84%		0	1	2	3	4	5	6	7	8	9	10	11	12	13	14	15
Replacement Value	$248,000		Asset Condition Rating		2																	
Asset Number	20645	No of years to project (Optimal)	No of years to project (Council)	Component baselife (Optimal)	Component baselife (Council)	Estimated *Cost*	Backlog *2023/24*	2023/24	2024/25	2025/26	2026/27	2027/28	2028/29	2029/30	2030/31	2031/32	2032/33	2033/34	2034/35	2035/36	2036/37	2037/38
Year	2010																					
						$																
EXPENDITURE																						
Capital Upgrades / Expansion																						
Nil		1	1	1	1	0	0	0	0	0	0	0	0	0	0	0	0	0	0	0	0	0
Total - Capital Upgrades / Expansion							*0*	*0*	*0*	*0*	*0*	*0*	*0*	*0*	*0*	*0*	*0*	*0*	*0*	*0*	*0*	*0*
Capital Renewal																						
Repaint - Internal		5	5	15	15	5,200	0	0	0	0	0	6,028	0	0	0	0	0	0	0	0	0	0
Total - Capital Renewal							*0*	*0*	*0*	*0*	*0*	*6,028*	*0*	*0*	*0*	*0*	*0*	*0*	*0*	*0*	*0*	*0*
TOTAL EXPENDITURE							**0**	**0**	**0**	**0**	**0**	**6,028**	**0**	**0**	**0**	**0**	**0**	**0**	**0**	**0**	**0**	**0**
FUNDING																						
Borrowings							0	0	0	0	0	0	0	0	0	0	0	0	0	0	0	0
Building Reserve							0	0	0	0	0	0	0	0	0	0	0	0	0	0	0	0
Grants							0	0	0	0	0	6,028	0	0	0	0	0	0	0	0	0	0
Other Reserves							0	0	0	0	0	0	0	0	0	0	0	0	0	0	0	0
TOTAL FUNDING							**0**	**0**	**0**	**0**	**0**	**6,028**	**0**	**0**	**0**	**0**	**0**	**0**	**0**	**0**	**0**	**0**
GENERAL FUNDS REQUIRED							**0**	**0**	**0**	**0**	**0**	**0**	**0**	**0**	**0**	**0**	**0**	**0**	**0**	**0**	**0**	**0**

Comments
Works subject to Emergency Services Levy Funding

Shire of Donnybrook Balingup

Asset Management Plan - Buildings
2023/24

VBFB & Ambulance Station - Kirup

Dep Replacement Cost	$196,000		Asset Consumption Ratio =		66.44%		0	1	2	3	4	5	6	7	8	9	10	11	12	13	14	15
Replacement Value	$295,000		Asset Condition Rating		4																	
Asset Number	20623	No of years to project (Optimal)	No of years to project (Council)	Component baselife (Optimal)	Component baselife (Council)	Estimated *Cost*	Backlog *2023/24*	2023/24	2024/25	2025/26	2026/27	2027/28	2028/29	2029/30	2030/31	2031/32	2032/33	2033/34	2034/35	2035/36	2036/37	2037/38
Year	2002					$																
EXPENDITURE																						
Capital Upgrades / Expansion																						
Nil		1	1	1	1	0	0	0	0	0	0	0	0	0	0	0	0	0	0	0	0	0
Total - Capital Upgrades / Expansion							*0*	*0*	*0*	*0*	*0*	*0*	*0*	*0*	*0*	*0*	*0*	*0*	*0*	*0*	*0*	*0*
Capital Renewal																						
Nil		1	1	1	1	0	0	0	0	0	0	0	0	0	0	0	0	0	0	0	0	0
Total - Capital Renewal							*0*	*0*	*0*	*0*	*0*	*0*	*0*	*0*	*0*	*0*	*0*	*0*	*0*	*0*	*0*	*0*
TOTAL EXPENDITURE							**0**	**0**	**0**	**0**	**0**	**0**	**0**	**0**	**0**	**0**	**0**	**0**	**0**	**0**	**0**	**0**
FUNDING																						
Borrowings							0	0	0	0	0	0	0	0	0	0	0	0	0	0	0	0
Building Reserve							0	0	0	0	0	0	0	0	0	0	0	0	0	0	0	0
Grants							0	0	0	0	0	0	0	0	0	0	0	0	0	0	0	0
Other Reserves							0	0	0	0	0	0	0	0	0	0	0	0	0	0	0	0
TOTAL FUNDING							**0**	**0**	**0**	**0**	**0**	**0**	**0**	**0**	**0**	**0**	**0**	**0**	**0**	**0**	**0**	**0**
GENERAL FUNDS REQUIRED							**0**	**0**	**0**	**0**	**0**	**0**	**0**	**0**	**0**	**0**	**0**	**0**	**0**	**0**	**0**	**0**

Comments

VBFB Station - Upper Capel

Dep Replacement Cost	$17,000		Asset Consumption Ratio		58.62%		0	1	2	3	4	5	6	7	8	9	10	11	12	13	14	15
Replacement Value	$29,000		Asset Condition Rating		4																	
Asset Number	20721	No of years to project (Optimal)	No of years to project (Council)	Component baselife (Optimal)	Component baselife (Council)	Estimated *Cost*	Backlog *2023/24*	2023/24	2024/25	2025/26	2026/27	2027/28	2028/29	2029/30	2030/31	2031/32	2032/33	2033/34	2034/35	2035/36	2036/37	2037/38
Year	1998					$																
EXPENDITURE																						
Capital Upgrades / Expansion																						
Nil		1	1	1	1	0	0	0	0	0	0	0	0	0	0	0	0	0	0	0	0	0
Total - Capital Upgrades / Expansion							*0*	*0*	*0*	*0*	*0*	*0*	*0*	*0*	*0*	*0*	*0*	*0*	*0*	*0*	*0*	*0*
Capital Renewal																						
Nil		1	1	1	1	0	0	0	0	0	0	0	0	0	0	0	0	0	0	0	0	0
Total - Capital Renewal							*0*	*0*	*0*	*0*	*0*	*0*	*0*	*0*	*0*	*0*	*0*	*0*	*0*	*0*	*0*	*0*
TOTAL EXPENDITURE							**0**	**0**	**0**	**0**	**0**	**0**	**0**	**0**	**0**	**0**	**0**	**0**	**0**	**0**	**0**	**0**
FUNDING																						
Borrowings							0	0	0	0	0	0	0	0	0	0	0	0	0	0	0	0
Building Reserve							0	0	0	0	0	0	0	0	0	0	0	0	0	0	0	0
Grants							0	0	0	0	0	0	0	0	0	0	0	0	0	0	0	0
Other Reserves							0	0	0	0	0	0	0	0	0	0	0	0	0	0	0	0
TOTAL FUNDING							**0**	**0**	**0**	**0**	**0**	**0**	**0**	**0**	**0**	**0**	**0**	**0**	**0**	**0**	**0**	**0**
GENERAL FUNDS REQUIRED							**0**	**0**	**0**	**0**	**0**	**0**	**0**	**0**	**0**	**0**	**0**	**0**	**0**	**0**	**0**	**0**

Comments

Shire of Donnybrook Balingup

Asset Management Plan - Buildings
2023/24

VBFB Station - Munro

Dep Replacement Cost	$55,000		Asset Consumption Ratio		71.43%		0	1	2	3	4	5	6	7	8	9	10	11	12	13	14	15
Replacement Value	$77,000		Asset Condition Rating		1																	
Asset Number	20656	No of years to project (Optimal)	No of years to project (Council)	Component baselife (Optimal)	Component baselife (Council)	Estimated *Cost*	Backlog *2023/24*	2023/24	2024/25	2025/26	2026/27	2027/28	2028/29	2029/30	2030/31	2031/32	2032/33	2033/34	2034/35	2035/36	2036/37	2037/38
Year	2005					$																
EXPENDITURE																						
Capital Upgrades / Expansion																						
Nil		1	1	1	1	0	0	0	0	0	0	0	0	0	0	0	0	0	0	0	0	0
Total - Capital Upgrades / Expansion							*0*	*0*	*0*	*0*	*0*	*0*	*0*	*0*	*0*	*0*	*0*	*0*	*0*	*0*	*0*	*0*
Capital Renewal																						
Nil		1	1	1	1	0	0	0	0	0	0	0	0	0	0	0	0	0	0	0	0	0
Total - Capital Renewal							*0*	*0*	*0*	*0*	*0*	*0*	*0*	*0*	*0*	*0*	*0*	*0*	*0*	*0*	*0*	*0*
TOTAL EXPENDITURE							**0**	**0**	**0**	**0**	**0**	**0**	**0**	**0**	**0**	**0**	**0**	**0**	**0**	**0**	**0**	**0**
FUNDING																						
Borrowings							0	0	0	0	0	0	0	0	0	0	0	0	0	0	0	0
Building Reserve							0	0	0	0	0	0	0	0	0	0	0	0	0	0	0	0
Grants							0	0	0	0	0	0	0	0	0	0	0	0	0	0	0	0
Other Reserves							0	0	0	0	0	0	0	0	0	0	0	0	0	0	0	0
TOTAL FUNDING							**0**	**0**	**0**	**0**	**0**	**0**	**0**	**0**	**0**	**0**	**0**	**0**	**0**	**0**	**0**	**0**
GENERAL FUNDS REQUIRED							**0**	**0**	**0**	**0**	**0**	**0**	**0**	**0**	**0**	**0**	**0**	**0**	**0**	**0**	**0**	**0**

Comments

Shire of Donnybrook Balingup

Asset Management Plan - Buildings
2023/24

VBFB Station - Ferndale / Stirling Park

Dep Replacement Cost	$26,000		Asset Consumption Ratio		29.89%		0	1	2	3	4	5	6	7	8	9	10	11	12	13	14	15
Replacement Value	$87,000		Asset Condition Rating		1																	
Asset Number	20720	No of years to project (Optimal)	No of years to project (Council)	Component baselife (Optimal)	Component baselife (Council)	Estimated *Cost*	Backlog *2023/24*	2023/24	2024/25	2025/26	2026/27	2027/28	2028/29	2029/30	2030/31	2031/32	2032/33	2033/34	2034/35	2035/36	2036/37	2037/38
Year	1980					$																
EXPENDITURE																						
Capital Upgrades / Expansion																						
Nil		1	1	1	1	0	0	0	0	0	0	0	0	0	0	0	0	0	0	0	0	0
Total - Capital Upgrades / Expansion							*0*	*0*	*0*	*0*	*0*	*0*	*0*	*0*	*0*	*0*	*0*	*0*	*0*	*0*	*0*	*0*
Capital Renewal																						
Nil		1	1	1	1	0	0	0	0	0	0	0	0	0	0	0	0	0	0	0	0	0
Total - Capital Renewal							*0*	*0*	*0*	*0*	*0*	*0*	*0*	*0*	*0*	*0*	*0*	*0*	*0*	*0*	*0*	*0*
TOTAL EXPENDITURE							**0**	**0**	**0**	**0**	**0**	**0**	**0**	**0**	**0**	**0**	**0**	**0**	**0**	**0**	**0**	**0**
FUNDING																						
Borrowings							0	0	0	0	0	0	0	0	0	0	0	0	0	0	0	0
Building Reserve							0	0	0	0	0	0	0	0	0	0	0	0	0	0	0	0
Grants							0	0	0	0	0	0	0	0	0	0	0	0	0	0	0	0
Other Reserves							0	0	0	0	0	0	0	0	0	0	0	0	0	0	0	0
TOTAL FUNDING							**0**	**0**	**0**	**0**	**0**	**0**	**0**	**0**	**0**	**0**	**0**	**0**	**0**	**0**	**0**	**0**
GENERAL FUNDS REQUIRED							**0**	**0**	**0**	**0**	**0**	**0**	**0**	**0**	**0**	**0**	**0**	**0**	**0**	**0**	**0**	**0**

Comments

VBFB Station - Argyle / Irishtown

Dep Replacement Cost	$115,500		Asset Consumption Ratio		50.44%		0	1	2	3	4	5	6	7	8	9	10	11	12	13	14	15
Replacement Value	$229,000		Asset Condition Rating		6																	
Asset Number	20722 & 20628	No of years to project (Optimal)	No of years to project (Council)	Component baselife (Optimal)	Component baselife (Council)	Estimated *Cost*	Backlog *2023/24*	2023/24	2024/25	2025/26	2026/27	2027/28	2028/29	2029/30	2030/31	2031/32	2032/33	2033/34	2034/35	2035/36	2036/37	2037/38
Year	1990					$																
EXPENDITURE																						
Capital Upgrades / Expansion																						
New Building		1	1	99	99	1,337,221	0	1,337,221	0	0	0	0	0	0	0	0	0	0	0	0	0	0
Total - Capital Upgrades / Expansion							*0*	*1,337,221*	*0*	*0*	*0*	*0*	*0*	*0*	*0*	*0*	*0*	*0*	*0*	*0*	*0*	*0*
Capital Renewal																						
Nil		99	99	99	99	0	0	0	0	0	0	0	0	0	0	0	0	0	0	0	0	0
Total - Capital Renewal							*0*	*0*	*0*	*0*	*0*	*0*	*0*	*0*	*0*	*0*	*0*	*0*	*0*	*0*	*0*	*0*
TOTAL EXPENDITURE							**0**	**1,337,221**	**0**	**0**	**0**	**0**	**0**	**0**	**0**	**0**	**0**	**0**	**0**	**0**	**0**	**0**
FUNDING																						
Borrowings							0	0	0	0	0	0	0	0	0	0	0	0	0	0	0	0
Building Reserve							0	190,436	0	0	0	0	0	0	0	0	0	0	0	0	0	0
Grants							0	1,146,785	0	0	0	0	0	0	0	0	0	0	0	0	0	0
Other Reserves							0	0	0	0	0	0	0	0	0	0	0	0	0	0	0	0
TOTAL FUNDING							**0**	**1,337,221**	**0**	**0**	**0**	**0**	**0**	**0**	**0**	**0**	**0**	**0**	**0**	**0**	**0**	**0**
GENERAL FUNDS REQUIRED							**0**	**0**	**0**	**0**	**0**	**0**	**0**	**0**	**0**	**0**	**0**	**0**	**0**	**0**	**0**	**0**

Comments
Works subject to Emergency Services Levy Funding

Asset 20722 Northern Structure
Asset 20628 Western Structure

VBFB Station - Noggerup

| | | |

VBFB Station - Beelerup

| | | |

Shire of Donnybrook Balingup

Asset Management Plan - Buildings
2023/24

Depot - Donnybrook

Dep Replacement Cost	$690,000		Asset Consumption Ratio		87.34%		0	1	2	3	4	5	6	7	8	9	10	11	12	13	14	15
Replacement Value	$790,000		Asset Condition Rating		2																	
Asset Number	20616	No of years to project (Optimal)	No of years to project (Council)	Component baselife (Optimal)	Component baselife (Council)	Estimated *Cost*	Backlog *2023/24*	2023/24	2024/25	2025/26	2026/27	2027/28	2028/29	2029/30	2030/31	2031/32	2032/33	2033/34	2034/35	2035/36	2036/37	2037/38
Year	2004					$																
EXPENDITURE																						
Capital Upgrades / Expansion																						
Nil		1	1	1	1	0	0	0	0	0	0	0	0	0	0	0	0	0	0	0	0	0
Total - Capital Upgrades / Expansion							*0*	*0*	*0*	*0*	*0*	*0*	*0*	*0*	*0*	*0*	*0*	*0*	*0*	*0*	*0*	*0*
Capital Renewal																						
Replace Vinyl Flooring		1	1	15	15	10,500	0	10,815	0	0	0	0	0	0	0	0	0	0	0	0	0	0
Repaint Interior		1	1	15	15	7,200	0	7,416	0	0	0	0	0	0	0	0	0	0	0	0	0	0
Total - Capital Renewal							*0*	*18,231*	*0*	*0*	*0*	*0*	*0*	*0*	*0*	*0*	*0*	*0*	*0*	*0*	*0*	*0*
TOTAL EXPENDITURE							**0**	**18,231**	**0**	**0**	**0**	**0**	**0**	**0**	**0**	**0**	**0**	**0**	**0**	**0**	**0**	**0**
FUNDING																						
Borrowings							0	0	0	0	0	0	0	0	0	0	0	0	0	0	0	0
Building Reserve							0	18,231	0	0	0	0	0	0	0	0	0	0	0	0	0	0
Grants							0	0	0	0	0	0	0	0	0	0	0	0	0	0	0	0
Other Reserves							0	0	0	0	0	0	0	0	0	0	0	0	0	0	0	0
TOTAL FUNDING							**0**	**18,231**	**0**	**0**	**0**	**0**	**0**	**0**	**0**	**0**	**0**	**0**	**0**	**0**	**0**	**0**
GENERAL FUNDS REQUIRED							**0**	**0**	**0**	**0**	**0**	**0**	**0**	**0**	**0**	**0**	**0**	**0**	**0**	**0**	**0**	**0**

Comments

Shire of Donnybrook Balingup

Asset Management Plan - Buildings
2023/24

Depot - Donnybrook - Hazchem 1

Dep Replacement Cost	$2,200		Asset Consumption Ratio		61.11%		0	1	2	3	4	5	6	7	8	9	10	11	12	13	14	15
Replacement Value	$3,600		Asset Condition Rating		4																	
Asset Number	20688	No of years to project (Optimal)	No of years to project (Council)	Component baselife (Optimal)	Component baselife (Council)	Estimated *Cost*	Backlog *2023/24*	2023/24	2024/25	2025/26	2026/27	2027/28	2028/29	2029/30	2030/31	2031/32	2032/33	2033/34	2034/35	2035/36	2036/37	2037/38
Year	2004					$																
EXPENDITURE																						
Capital Upgrades / Expansion																						
Nil		1	1	1	1	0	0	0	0	0	0	0	0	0	0	0	0	0	0	0	0	0
Total - Capital Upgrades / Expansion							*0*	*0*	*0*	*0*	*0*	*0*	*0*	*0*	*0*	*0*	*0*	*0*	*0*	*0*	*0*	*0*
Capital Renewal																						
Nil		1	1	1	1	0	0	0	0	0	0	0	0	0	0	0	0	0	0	0	0	0
Total - Capital Renewal							*0*	*0*	*0*	*0*	*0*	*0*	*0*	*0*	*0*	*0*	*0*	*0*	*0*	*0*	*0*	*0*
TOTAL EXPENDITURE							**0**	**0**	**0**	**0**	**0**	**0**	**0**	**0**	**0**	**0**	**0**	**0**	**0**	**0**	**0**	**0**
FUNDING																						
Borrowings							0	0	0	0	0	0	0	0	0	0	0	0	0	0	0	0
Building Reserve							0	0	0	0	0	0	0	0	0	0	0	0	0	0	0	0
Grants							0	0	0	0	0	0	0	0	0	0	0	0	0	0	0	0
Other Reserves							0	0	0	0	0	0	0	0	0	0	0	0	0	0	0	0
TOTAL FUNDING							**0**	**0**	**0**	**0**	**0**	**0**	**0**	**0**	**0**	**0**	**0**	**0**	**0**	**0**	**0**	**0**
GENERAL FUNDS REQUIRED							**0**	**0**	**0**	**0**	**0**	**0**	**0**	**0**	**0**	**0**	**0**	**0**	**0**	**0**	**0**	**0**

Comments

Shire of Donnybrook Balingup

Asset Management Plan - Buildings
2023/24

Depot - Donnybrook - Hazchem 2

Dep Replacement Cost	$10,500		Asset Consumption Ratio		65.63%		0	1	2	3	4	5	6	7	8	9	10	11	12	13	14	15
Replacement Value	$16,000		Asset Condition Rating		4																	
Asset Number	20779	No of years to project (Optimal)	No of years to project (Council)	Component baselife (Optimal)	Component baselife (Council)	Estimated *Cost*	Backlog *2023/24*	2023/24	2024/25	2025/26	2026/27	2027/28	2028/29	2029/30	2030/31	2031/32	2032/33	2033/34	2034/35	2035/36	2036/37	2037/38
Year	2004					$																
EXPENDITURE																						
Capital Upgrades / Expansion																						
Nil		1	1	1	1	0	0	0	0	0	0	0	0	0	0	0	0	0	0	0	0	0
Total - Capital Upgrades / Expansion							*0*	*0*	*0*	*0*	*0*	*0*	*0*	*0*	*0*	*0*	*0*	*0*	*0*	*0*	*0*	*0*
Capital Renewal																						
Nil		1	1	1	1	0	0	0	0	0	0	0	0	0	0	0	0	0	0	0	0	0
Total - Capital Renewal							*0*	*0*	*0*	*0*	*0*	*0*	*0*	*0*	*0*	*0*	*0*	*0*	*0*	*0*	*0*	*0*
TOTAL EXPENDITURE							**0**	**0**	**0**	**0**	**0**	**0**	**0**	**0**	**0**	**0**	**0**	**0**	**0**	**0**	**0**	**0**
FUNDING																						
Borrowings							0	0	0	0	0	0	0	0	0	0	0	0	0	0	0	0
Building Reserve							0	0	0	0	0	0	0	0	0	0	0	0	0	0	0	0
Grants							0	0	0	0	0	0	0	0	0	0	0	0	0	0	0	0
Other Reserves							0	0	0	0	0	0	0	0	0	0	0	0	0	0	0	0
TOTAL FUNDING							**0**	**0**	**0**	**0**	**0**	**0**	**0**	**0**	**0**	**0**	**0**	**0**	**0**	**0**	**0**	**0**
GENERAL FUNDS REQUIRED							**0**	**0**	**0**	**0**	**0**	**0**	**0**	**0**	**0**	**0**	**0**	**0**	**0**	**0**	**0**	**0**

Comments

Shire of Donnybrook Balingup

Asset Management Plan - Buildings
2023/24

Depot - Donnybrook - Oil Disposal Shelter

Dep Replacement Cost	$23,500		Asset Consumption Ratio =		71.21%		0	1	2	3	4	5	6	7	8	9	10	11	12	13	14	15
Replacement Value	$33,000		Asset Condition Rating		3																	
Asset Number	20780	No of years to project (Optimal)	No of years to project (Council)	Component baselife (Optimal)	Component baselife (Council)	Estimated *Cost*	Backlog *2023/24*	2023/24	2024/25	2025/26	2026/27	2027/28	2028/29	2029/30	2030/31	2031/32	2032/33	2033/34	2034/35	2035/36	2036/37	2037/38
Year						$																
EXPENDITURE																						
Capital Upgrades / Expansion																						
Nil		1	1	1	1	0	0	0	0	0	0	0	0	0	0	0	0	0	0	0	0	0
Total - Capital Upgrades / Expansion							*0*	*0*	*0*	*0*	*0*	*0*	*0*	*0*	*0*	*0*	*0*	*0*	*0*	*0*	*0*	*0*
Capital Renewal																						
Nil		1	1	1	1	0	0	0	0	0	0	0	0	0	0	0	0	0	0	0	0	0
Total - Capital Renewal							*0*	*0*	*0*	*0*	*0*	*0*	*0*	*0*	*0*	*0*	*0*	*0*	*0*	*0*	*0*	*0*
TOTAL EXPENDITURE							**0**	**0**	**0**	**0**	**0**	**0**	**0**	**0**	**0**	**0**	**0**	**0**	**0**	**0**	**0**	**0**
FUNDING																						
Borrowings							0	0	0	0	0	0	0	0	0	0	0	0	0	0	0	0
Building Reserve							0	0	0	0	0	0	0	0	0	0	0	0	0	0	0	0
Grants							0	0	0	0	0	0	0	0	0	0	0	0	0	0	0	0
Other Reserves							0	0	0	0	0	0	0	0	0	0	0	0	0	0	0	0
TOTAL FUNDING							**0**	**0**	**0**	**0**	**0**	**0**	**0**	**0**	**0**	**0**	**0**	**0**	**0**	**0**	**0**	**0**
GENERAL FUNDS REQUIRED							**0**	**0**	**0**	**0**	**0**	**0**	**0**	**0**	**0**	**0**	**0**	**0**	**0**	**0**	**0**	**0**

Comments

Shire of Donnybrook Balingup

Asset Management Plan - Buildings
2023/24

Depot - Balingup

Dep Replacement Cost	$31,200		Asset Consumption Ratio =		62.53%		0	1	2	3	4	5	6	7	8	9	10	11	12	13	14	15
Replacement Value	$49,900		Asset Condition Rating		5																	
Asset Number	20301	No of years to project (Optimal)	No of years to project (Council)	Component baselife (Optimal)	Component baselife (Council)	Estimated *Cost*	Backlog *2023/24*	2023/24	2024/25	2025/26	2026/27	2027/28	2028/29	2029/30	2030/31	2031/32	2032/33	2033/34	2034/35	2035/36	2036/37	2037/38
Year						$																
EXPENDITURE																						
Capital Upgrades / Expansion																						
Nil		1	1	1	1	0	0	0	0	0	0	0	0	0	0	0	0	0	0	0	0	0
Total - Capital Upgrades / Expansion							*0*	*0*	*0*	*0*	*0*	*0*	*0*	*0*	*0*	*0*	*0*	*0*	*0*	*0*	*0*	*0*
Capital Renewal																						
Repaint		10	10	10	10	3,600	0	0	0	0	0	0	0	0	0	0	4,838	0	0	0	0	0
Lighting Upgrade		1	1	99	99	3,000	0	3,090	0	0	0	0	0	0	0	0	0	0	0	0	0	0
Total - Capital Renewal							*0*	*3,090*	*0*	*0*	*0*	*0*	*0*	*0*	*0*	*0*	*4,838*	*0*	*0*	*0*	*0*	*0*
TOTAL EXPENDITURE							**0**	**3,090**	**0**	**0**	**0**	**0**	**0**	**0**	**0**	**0**	**4,838**	**0**	**0**	**0**	**0**	**0**
FUNDING																						
Borrowings							0	0	0	0	0	0	0	0	0	0	0	0	0	0	0	0
Building Reserve							0	3,090	0	0	0	0	0	0	0	0	4,838	0	0	0	0	0
Grants							0	0	0	0	0	0	0	0	0	0	0	0	0	0	0	0
Other Reserves							0	0	0	0	0	0	0	0	0	0	0	0	0	0	0	0
TOTAL FUNDING							**0**	**3,090**	**0**	**0**	**0**	**0**	**0**	**0**	**0**	**0**	**4,838**	**0**	**0**	**0**	**0**	**0**
GENERAL FUNDS REQUIRED							**0**	**0**	**0**	**0**	**0**	**0**	**0**	**0**	**0**	**0**	**0**	**0**	**0**	**0**	**0**	**0**

Comments

Shire of Donnybrook Balingup

Asset Management Plan - Buildings
2023/24

Depot - Victory Lane

Dep Replacement Cost	$97,500		Asset Consumption Ratio =		29.82%		0	1	2	3	4	5	6	7	8	9	10	11	12	13	14	15
Replacement Value	$327,000		Asset Condition Rating		7																	
Asset Number	20216	No of years to	No of years	Component	Component	Estimated	Backlog	2023/24	2024/25	2025/26	2026/27	2027/28	2028/29	2029/30	2030/31	2031/32	2032/33	2033/34	2034/35	2035/36	2036/37	2037/38
Year	1974	project	to project	baselife	baselife	*Cost*	*2023/24*															
		(Optimal)	(Council)	(Optimal)	(Council)	$																
EXPENDITURE																						
Capital Upgrades / Expansion																						
Nil		1	1	1	1	0	0	0	0	0	0	0	0	0	0	0	0	0	0	0	0	0
Total - Capital Upgrades / Expansion							*0*	*0*	*0*	*0*	*0*	*0*	*0*	*0*	*0*	*0*	*0*	*0*	*0*	*0*	*0*	*0*
Capital Renewal																						
Backlog 2022/23	Amenities - Repaint	-1	0	15	15	6,211	6,211	0	0	0	0	0	0	0	0	0	0	0	0	0	0	9,677
Backlog 2022/23	Amenities - New vinyl flooring	-1	0	15	15	9,317	9,317	0	0	0	0	0	0	0	0	0	0	0	0	0	0	14,516
Backlog 2022/23	Amenities - Replace Hand Basin	-1	0	15	15	517	517	0	0	0	0	0	0	0	0	0	0	0	0	0	0	805
Backlog 2022/23	Store - Install Gutters	-1	0	15	15	621	621	0	0	0	0	0	0	0	0	0	0	0	0	0	0	967
	Main Structure - Renew Roof Sheets	25	25	25	25	25,882	0	0	0	0	0	0	0	0	0	0	0	0	0	0	0	0
	Main Structure - Replace Steel Columns	30	30	30	30	10,000	0	0	0	0	0	0	0	0	0	0	0	0	0	0	0	0
Backlog 2022/23	Men's Shed - Replace Roof Cladding	-1	0	25	25	13,458	13,458	0	0	0	0	0	0	0	0	0	0	0	0	0	0	0
Backlog 2022/23	Men's Shed - Replace Gutters / Drain Pipes	-1	0	15	15	1,242	1,242	0	0	0	0	0	0	0	0	0	0	0	0	0	0	1,935
Backlog 2022/23	Fencing	-1	0	15	15	7,500	7,500	0	0	0	0	0	0	0	0	0	0	0	0	0	0	11,685
Total - Capital Renewal							*38,866*	*0*	*0*	*0*	*0*	*0*	*0*	*0*	*0*	*0*	*0*	*0*	*0*	*0*	*0*	*39,585*
TOTAL EXPENDITURE							**38,866**	**0**	**0**	**0**	**0**	**0**	**0**	**0**	**0**	**0**	**0**	**0**	**0**	**0**	**0**	**39,585**
FUNDING																						
Borrowings							0	0	0	0	0	0	0	0	0	0	0	0	0	0	0	0
Building Reserve							38,866	0	0	0	0	0	0	0	0	0	0	0	0	0	0	39,585
Grants							0	0	0	0	0	0	0	0	0	0	0	0	0	0	0	0
Other Reserves							0	0	0	0	0	0	0	0	0	0	0	0	0	0	0	0
TOTAL FUNDING							**38,866**	**0**	**0**	**0**	**0**	**0**	**0**	**0**	**0**	**0**	**0**	**0**	**0**	**0**	**0**	**39,585**
GENERAL FUNDS REQUIRED							**0**	**0**	**0**	**0**	**0**	**0**	**0**	**0**	**0**	**0**	**0**	**0**	**0**	**0**	**0**	**0**

Comments
Site includes the Donnybrook Men in Sheds

Shire of Donnybrook Balingup

Asset Management Plan - Buildings
2023/24

Refuse Site - Machinery Shed

Dep Replacement Cost	$27,500		Asset Consumption Ratio =		72.37%		0	1	2	3	4	5	6	7	8	9	10	11	12	13	14	15
Replacement Value	$38,000		Asset Condition Rating		1																	
Asset Number	20631	No of years to project (Optimal)	No of years to project (Council)	Component baselife (Optimal)	Component baselife (Council)	Estimated *Cost*	Backlog *2023/24*	2023/24	2024/25	2025/26	2026/27	2027/28	2028/29	2029/30	2030/31	2031/32	2032/33	2033/34	2034/35	2035/36	2036/37	2037/38
Year	2006					$																
EXPENDITURE																						
Capital Upgrades / Expansion																						
Nil		1	1	1	1	0	0	0	0	0	0	0	0	0	0	0	0	0	0	0	0	0
Total - Capital Upgrades / Expansion							*0*	*0*	*0*	*0*	*0*	*0*	*0*	*0*	*0*	*0*	*0*	*0*	*0*	*0*	*0*	*0*
Capital Renewal																						
Nil		1	1	1	1	0	0	0	0	0	0	0	0	0	0	0	0	0	0	0	0	0
Total - Capital Renewal							*0*	*0*	*0*	*0*	*0*	*0*	*0*	*0*	*0*	*0*	*0*	*0*	*0*	*0*	*0*	*0*
TOTAL EXPENDITURE							**0**	**0**	**0**	**0**	**0**	**0**	**0**	**0**	**0**	**0**	**0**	**0**	**0**	**0**	**0**	**0**
FUNDING																						
Borrowings							0	0	0	0	0	0	0	0	0	0	0	0	0	0	0	0
Building Reserve							0	0	0	0	0	0	0	0	0	0	0	0	0	0	0	0
Grants							0	0	0	0	0	0	0	0	0	0	0	0	0	0	0	0
Other Reserves							0	0	0	0	0	0	0	0	0	0	0	0	0	0	0	0
TOTAL FUNDING							**0**	**0**	**0**	**0**	**0**	**0**	**0**	**0**	**0**	**0**	**0**	**0**	**0**	**0**	**0**	**0**
GENERAL FUNDS REQUIRED							**0**	**0**	**0**	**0**	**0**	**0**	**0**	**0**	**0**	**0**	**0**	**0**	**0**	**0**	**0**	**0**

Comments

Shire of Donnybrook Balingup

Asset Management Plan - Buildings
2023/24

Refuse Site - Materials Storage (Recycle) Shed

Dep Replacement Cost	$102,000		Asset Consumption Ratio =		80.95%		0	1	2	3	4	5	6	7	8	9	10	11	12	13	14	15
Replacement Value	$126,000		Asset Condition Rating		1																	
Asset Number	20650	No of years to	No of years to	Component	Component	Estimated	Backlog	2023/24	2024/25	2025/26	2026/27	2027/28	2028/29	2029/30	2030/31	2031/32	2032/33	2033/34	2034/35	2035/36	2036/37	2037/38
Year	2011	project	project	baselife	baselife	*Cost*	*2023/24*															
		(Optimal)	(Council)	(Optimal)	(Council)	$																
EXPENDITURE																						
Capital Upgrades / Expansion																						
Nil		1	1	1	1	0	0	0	0	0	0	0	0	0	0	0	0	0	0	0	0	0
Total - Capital Upgrades / Expansion							*0*	*0*	*0*	*0*	*0*	*0*	*0*	*0*	*0*	*0*	*0*	*0*	*0*	*0*	*0*	*0*
Capital Renewal																						
Nil		1	1	1	1	0	0	0	0	0	0	0	0	0	0	0	0	0	0	0	0	0
Total - Capital Renewal							*0*	*0*	*0*	*0*	*0*	*0*	*0*	*0*	*0*	*0*	*0*	*0*	*0*	*0*	*0*	*0*
TOTAL EXPENDITURE							**0**	**0**	**0**	**0**	**0**	**0**	**0**	**0**	**0**	**0**	**0**	**0**	**0**	**0**	**0**	**0**
FUNDING																						
Borrowings							0	0	0	0	0	0	0	0	0	0	0	0	0	0	0	0
Building Reserve							0	0	0	0	0	0	0	0	0	0	0	0	0	0	0	0
Grants							0	0	0	0	0	0	0	0	0	0	0	0	0	0	0	0
Other Reserves							0	0	0	0	0	0	0	0	0	0	0	0	0	0	0	0
TOTAL FUNDING							**0**	**0**	**0**	**0**	**0**	**0**	**0**	**0**	**0**	**0**	**0**	**0**	**0**	**0**	**0**	**0**
GENERAL FUNDS REQUIRED							**0**	**0**	**0**	**0**	**0**	**0**	**0**	**0**	**0**	**0**	**0**	**0**	**0**	**0**	**0**	**0**

Comments

Transfer Station - Balingup - Office

Dep Replacement Cost	$77,000		Asset Consumption Ratio =		72.64%		0	1	2	3	4	5	6	7	8	9	10	11	12	13	14	15
Replacement Value	$106,000		Asset Condition Rating		3																	
Asset Number	20632	No of years to project (Optimal)	No of years to project (Council)	Component baselife (Optimal)	Component baselife (Council)	Estimated *Cost*	Backlog *2023/24*	2023/24	2024/25	2025/26	2026/27	2027/28	2028/29	2029/30	2030/31	2031/32	2032/33	2033/34	2034/35	2035/36	2036/37	2037/38
Year	2006					$																
EXPENDITURE																						
Capital Upgrades / Expansion																						
Nil		1	1	1	1	0	0	0	0	0	0	0	0	0	0	0	0	0	0	0	0	0
Total - Capital Upgrades / Expansion							*0*	*0*	*0*	*0*	*0*	*0*	*0*	*0*	*0*	*0*	*0*	*0*	*0*	*0*	*0*	*0*
Capital Renewal																						
Nil		1	1	1	1	0	0	0	0	0	0	0	0	0	0	0	0	0	0	0	0	0
Total - Capital Renewal							*0*	*0*	*0*	*0*	*0*	*0*	*0*	*0*	*0*	*0*	*0*	*0*	*0*	*0*	*0*	*0*
TOTAL EXPENDITURE							**0**	**0**	**0**	**0**	**0**	**0**	**0**	**0**	**0**	**0**	**0**	**0**	**0**	**0**	**0**	**0**
FUNDING																						
Borrowings							0	0	0	0	0	0	0	0	0	0	0	0	0	0	0	0
Building Reserve							0	0	0	0	0	0	0	0	0	0	0	0	0	0	0	0
Grants							0	0	0	0	0	0	0	0	0	0	0	0	0	0	0	0
Other Reserves							0	0	0	0	0	0	0	0	0	0	0	0	0	0	0	0
TOTAL FUNDING							**0**	**0**	**0**	**0**	**0**	**0**	**0**	**0**	**0**	**0**	**0**	**0**	**0**	**0**	**0**	**0**
GENERAL FUNDS REQUIRED							**0**	**0**	**0**	**0**	**0**	**0**	**0**	**0**	**0**	**0**	**0**	**0**	**0**	**0**	**0**	**0**

Comments

Transfer Station - Donnybrook

Dep Replacement Cost	N/A		Asset Consumption Ratio =		N/A		0	1	2	3	4	5	6	7	8	9	10	11	12	13	14	15
Replacement Value	N/A		Asset Condition Rating		N/A																	
Asset Number	N/A	No of years to project (Optimal)	No of years to project (Council)	Component baselife (Optimal)	Component baselife (Council)	Estimated *Cost*	Backlog *2023/24*	2023/24	2024/25	2025/26	2026/27	2027/28	2028/29	2029/30	2030/31	2031/32	2032/33	2033/34	2034/35	2035/36	2036/37	2037/38
Year	N/A					$																
EXPENDITURE																						
Capital Upgrades / Expansion																						
Transfer Station Development - Phase A		2	2	999	999	114,400	0	0	121,367	0	0	0	0	0	0	0	0	0	0	0	0	0
Transfer Station Development - Phase B		3	3	999	999	0	0	0	0	0	0	0	0	0	0	0	0	0	0	0	0	0
Transfer Station Development - Phase C		7	7	999	999	1,082,565	0	0	0	0	0	0	0	1,331,418	0	0	0	0	0	0	0	0
Transfer Station Development - Phase D		10	10	999	999	185,000	0	0	0	0	0	0	0	0	0	0	248,625	0	0	0	0	0
Total - Capital Upgrades / Expansion							*0*	*0*	*121,367*	*0*	*0*	*0*	*0*	*1,331,418*	*0*	*0*	*248,625*	*0*	*0*	*0*	*0*	*0*
Capital Renewal																						
Nil		1	1	1	1	0	0	0	0	0	0	0	0	0	0	0	0	0	0	0	0	0
Total - Capital Renewal							*0*	*0*	*0*	*0*	*0*	*0*	*0*	*0*	*0*	*0*	*0*	*0*	*0*	*0*	*0*	*0*
TOTAL EXPENDITURE							**0**	**0**	**121,367**	**0**	**0**	**0**	**0**	**1,331,418**	**0**	**0**	**248,625**	**0**	**0**	**0**	**0**	**0**
FUNDING																						
Borrowings							0	0	0	0	0	0	0	1,331,418	0	0	0	0	0	0	0	0
Building Reserve							0	0	0	0	0	0	0	0	0	0	0	0	0	0	0	0
Grants							0	0	0	0	0	0	0	0	0	0	0	0	0	0	0	0
Other Reserves	(Waste Management Reserve)						0	0	121,367	0	0	0	0	0	0	0	248,625	0	0	0	0	0
TOTAL FUNDING							**0**	**0**	**121,367**	**0**	**0**	**0**	**0**	**1,331,418**	**0**	**0**	**248,625**	**0**	**0**	**0**	**0**	**0**
GENERAL FUNDS REQUIRED							**0**	**0**	**0**	**0**	**0**	**0**	**0**	**0**	**0**	**0**	**0**	**0**	**0**	**0**	**0**	**0**

Comments
Estimated Cell Life 2030-2033
Source: Transfer Station Concept Design Report, ASK Waste Management, November 2021

Cell Closure and Capping costings in Parks & Reserves Asset Plan

Shire of Donnybrook Balingup

Asset Management Plan - Buildings
2023/24

Administration Centre - Donnybrook

Dep Replacement Cost	$1,200,000		Asset Consumption Ratio =		46.15%		0	1	2	3	4	5	6	7	8	9	10	11	12	13	14	15
Replacement Value	$2,600,000		Asset Condition Rating		6																	
Asset Number	20210	No of years to project (Optimal)	No of years to project (Council)	Component baselife (Optimal)	Component baselife (Council)	Estimated *Cost*	Backlog *2023/24*	2023/24	2024/25	2025/26	2026/27	2027/28	2028/29	2029/30	2030/31	2031/32	2032/33	2033/34	2034/35	2035/36	2036/37	2037/38
Year	1956					$																
EXPENDITURE																						
Capital Upgrades / Expansion																						
Upgrade / Extensions - Design		3	3	99	99	100,000	0	0	0	109,273	0	0	0	0	0	0	0	0	0	0	0	0
Upgrade / Extensions - (Existing Site)		5	5	99	99	1,950,922	0	0	0	0	0	2,261,654	0	0	0	0	0	0	0	0	0	0
Upgrade / Extensions - Portico		1	1	99	99	40,000	0	41,200	0	0	0	0	0	0	0	0	0	0	0	0	0	0
Total - Capital Upgrades / Expansion							*0*	*41,200*	*0*	*109,273*	*0*	*2,261,654*	*0*	*0*	*0*	*0*	*0*	*0*	*0*	*0*	*0*	*0*
Capital Renewal																						
Exterior - Repaint		7	7	7	7	8,120	0	0	0	0	0	0	0	9,987	0	0	0	0	0	0	12,282	0
East Wing - Repaint		12	12	12	12	12,000	0	0	0	0	0	0	0	0	0	0	0	0	17,109	0	0	0
East Wing - Floor Coverings		12	12	12	12	11,000	0	0	0	0	0	0	0	0	0	0	0	0	15,683	0	0	0
South Wing - Repaint		12	12	12	12	12,000	0	0	0	0	0	0	0	0	0	0	0	0	17,109	0	0	0
South Wing - Floor Coverings		12	12	12	12	11,000	0	0	0	0	0	0	0	0	0	0	0	0	15,683	0	0	0
West Wing - Repaint		12	12	12	12	12,000	0	0	0	0	0	0	0	0	0	0	0	0	17,109	0	0	0
West Wing - Floor Coverings		12	12	12	12	13,000	0	0	0	0	0	0	0	0	0	0	0	0	18,535	0	0	0
Front Door - Replace Auto Door		18	18	20	20	12,000	0	0	0	0	0	0	0	0	0	0	0	0	0	0	0	0
Centre Wing - Repaint		4	4	7	7	10,000	0	0	0	0	11,255	0	0	0	0	0	0	13,842	0	0	0	0
Centre Wing - Floor Coverings		8	8	10	10	4,000	0	0	0	0	0	0	0	0	5,067	0	0	0	0	0	0	0
Reception Counter - Replace		18	18	20	20	7,500	0	0	0	0	0	0	0	0	0	0	0	0	0	0	0	0
Kitchen - Replace Cupboards		18	18	20	20	10,000	0	0	0	0	0	0	0	0	0	0	0	0	0	0	0	0
Kitchen - Repaint		10	10	12	12	3,500	0	0	0	0	0	0	0	0	0	0	4,704	0	0	0	0	0
Kitchen - Hot Water Unit		3	3	5	5	5,000	0	0	0	5,464	0	0	0	0	6,334	0	0	0	0	7,343	0	0
Kitchen - Fridges x 2		4	4	10	10	3,000	0	0	0	0	3,377	0	0	0	0	0	0	0	0	0	4,538	0
Kitchen - Flooring		10	10	10	10	3,500	0	0	0	0	0	0	0	0	0	0	4,704	0	0	0	0	0
West Wing - Air conditioner		14	14	15	15	15,000	0	0	0	0	0	0	0	0	0	0	0	0	0	0	22,689	0
2nd Floor - Repair Water Damage / Repaint		3	3	15	15	4,200	0	0	0	4,589	0	0	0	0	0	0	0	0	0	0	0	0
2nd Floor - Line Internal Walls / Paint		3	3	12	12	1,600	0	0	0	1,748	0	0	0	0	0	0	0	0	0	0	0	2,493
Total - Capital Renewal							*0*	*0*	*0*	*11,801*	*14,632*	*0*	*0*	*9,987*	*11,401*	*0*	*9,407*	*13,842*	*101,229*	*7,343*	*39,509*	*2,493*
TOTAL EXPENDITURE							**0**	**41,200**	**0**	**121,074**	**14,632**	**2,261,654**	**0**	**9,987**	**11,401**	**0**	**9,407**	**13,842**	**101,229**	**7,343**	**39,509**	**2,493**
FUNDING																						
Borrowings							0	0	0	0	0	2,261,654	0	0	0	0	0	0	0	0	0	0
Building Reserve							0	41,200	0	121,074	14,632	0	0	9,987	11,401	0	9,407	13,842	101,229	7,343	39,509	2,493
Grants							0	0	0	0	0	0	0	0	0	0	0	0	0	0	0	0
Other Reserves							0	0	0	0	0	0	0	0	0	0	0	0	0	0	0	0
TOTAL FUNDING							**0**	**41,200**	**0**	**121,074**	**14,632**	**2,261,654**	**0**	**9,987**	**11,401**	**0**	**9,407**	**13,842**	**101,229**	**7,343**	**39,509**	**2,493**
GENERAL FUNDS REQUIRED							**0**	**0**	**0**	**0**	**0**	**-0**	**0**	**0**	**0**	**0**	**0**	**0**	**0**	**0**	**0**	**0**

Comments

Shire of Donnybrook Balingup

Asset Management Plan - Buildings
2023/24

Council Chambers - (Church)

							0	1	2	3	4	5	6	7	8	9	10	11	12	13	14	15
Dep Replacement Cost	$380,000		Asset Consumption Ratio =		59.38%																	
Replacement Value	$640,000		Asset Condition Rating		4																	
Asset Number	20677																					
Year	1890	No of years to project (Optimal)	No of years to project (Council)	Component baselife (Optimal)	Component baselife (Council)	Estimated *Cost*	Backlog *2023/24*	2023/24	2024/25	2025/26	2026/27	2027/28	2028/29	2029/30	2030/31	2031/32	2032/33	2033/34	2034/35	2035/36	2036/37	2037/38
						$																
EXPENDITURE																						
Capital Upgrades / Expansion																						
Nil		1	1	1	1	0	0	0	0	0	0	0	0	0	0	0	0	0	0	0	0	0
Total - Capital Upgrades / Expansion							*0*	*0*	*0*	*0*	*0*	*0*	*0*	*0*	*0*	*0*	*0*	*0*	*0*	*0*	*0*	*0*
Capital Renewal																						
Backlog 2021/22 - Aiconditioning Uprade		-2	0	10	10	3,500	3,500	0	0	0	0	0	0	0	0	0	4,704	0	0	0	0	0
Backlog 2021/22 - Window Tinting		-2	0	10	10	1,500	1,500	0	0	0	0	0	0	0	0	0	2,016	0	0	0	0	0
Repaint External Timberwork		4	4	7	7	8,160	0	0	0	0	9,184	0	0	0	0	0	0	11,295	0	0	0	0
Repaint - Internal		8	8	15	15	8,000	0	0	0	0	0	0	0	0	10,134	0	0	0	0	0	0	0
Data Cabling		14	14	15	15	5,000	0	0	0	0	0	0	0	0	0	0	0	0	0	0	7,563	0
Total - Capital Renewal							*5,000*	*0*	*0*	*0*	*9,184*	*0*	*0*	*0*	*10,134*	*0*	*6,720*	*11,295*	*0*	*0*	*7,563*	*0*
TOTAL EXPENDITURE							**5,000**	**0**	**0**	**0**	**9,184**	**0**	**0**	**0**	**10,134**	**0**	**6,720**	**11,295**	**0**	**0**	**7,563**	**0**
FUNDING																						
Borrowings							0	0	0	0	0	0	0	0	0	0	0	0	0	0	0	0
Building Reserve							5,000	0	0	0	9,184	0	0	0	10,134	0	6,720	11,295	0	0	7,563	0
Grants							0	0	0	0	0	0	0	0	0	0	0	0	0	0	0	0
Other Reserves							0	0	0	0	0	0	0	0	0	0	0	0	0	0	0	0
TOTAL FUNDING							**5,000**	**0**	**0**	**0**	**9,184**	**0**	**0**	**0**	**10,134**	**0**	**6,720**	**11,295**	**0**	**0**	**7,563**	**0**
GENERAL FUNDS REQUIRED							**0**	**0**	**0**	**0**	**0**	**0**	**0**	**0**	**0**	**0**	**0**	**0**	**0**	**0**	**0**	**0**

Comments

Shire of Donnybrook Balingup

Asset Management Plan - Buildings
2023/24

Administration Sub Centre - Donnybrook Main Street

Dep Replacement Cost	$234,000		Asset Consumption Ratio =		47.27%		0	1	2	3	4	5	6	7	8	9	10	11	12	13	14	15
Replacement Value	$495,000		Asset Condition Rating		6																	
Asset Number	20244	No of years to project (Optimal)	No of years to project (Council)	Component baselife (Optimal)	Component baselife (Council)	Estimated *Cost*	Backlog *2023/24*	2023/24	2024/25	2025/26	2026/27	2027/28	2028/29	2029/30	2030/31	2031/32	2032/33	2033/34	2034/35	2035/36	2036/37	2037/38
Year						$																
EXPENDITURE																						
Capital Upgrades / Expansion																						
Nil		1	1	1	1	0	0	0	0	0	0	0	0	0	0	0	0	0	0	0	0	0
Total - Capital Upgrades / Expansion							*0*	*0*	*0*	*0*	*0*	*0*	*0*	*0*	*0*	*0*	*0*	*0*	*0*	*0*	*0*	*0*
Capital Renewal																						
Repaint - Interior		11	11	12	12	15,000	0	0	0	0	0	0	0	0	0	0	0	20,764	0	0	0	0
Total - Capital Renewal							*0*	*0*	*0*	*0*	*0*	*0*	*0*	*0*	*0*	*0*	*0*	*20,764*	*0*	*0*	*0*	*0*
TOTAL EXPENDITURE							**0**	**0**	**0**	**0**	**0**	**0**	**0**	**0**	**0**	**0**	**0**	**20,764**	**0**	**0**	**0**	**0**
FUNDING																						
Borrowings							0	0	0	0	0	0	0	0	0	0	0	0	0	0	0	0
Building Reserve							0	0	0	0	0	0	0	0	0	0	0	20,764	0	0	0	0
Grants							0	0	0	0	0	0	0	0	0	0	0	0	0	0	0	0
Other Reserves							0	0	0	0	0	0	0	0	0	0	0	0	0	0	0	0
TOTAL FUNDING							**0**	**0**	**0**	**0**	**0**	**0**	**0**	**0**	**0**	**0**	**0**	**20,764**	**0**	**0**	**0**	**0**
GENERAL FUNDS REQUIRED							**0**	**0**	**0**	**0**	**0**	**0**	**0**	**0**	**0**	**0**	**0**	**-0**	**0**	**0**	**0**	**0**

Comments

Shire of Donnybrook Balingup

Asset Management Plan - Buildings
2023/24

Donnybrook Tennis Club - Shed

Dep Replacement Cost	$12,500		Asset Consumption Ratio =		83.33%		0	1	2	3	4	5	6	7	8	9	10	11	12	13	14	15
Replacement Value	$15,000		Asset Condition Rating		2																	
Asset Number	20728	No of years to project (Optimal)	No of years to project (Council)	Component baselife (Optimal)	Component baselife (Council)	Estimated *Cost*	Backlog *2023/24*	2023/24	2024/25	2025/26	2026/27	2027/28	2028/29	2029/30	2030/31	2031/32	2032/33	2033/34	2034/35	2035/36	2036/37	2037/38
Year	2015					$																
EXPENDITURE																						
Capital Upgrades / Expansion																						
Nil		1	1	1	1	0	0	0	0	0	0	0	0	0	0	0	0	0	0	0	0	0
Total - Capital Upgrades / Expansion							*0*	*0*	*0*	*0*	*0*	*0*	*0*	*0*	*0*	*0*	*0*	*0*	*0*	*0*	*0*	*0*
Capital Renewal																						
Nil		1	1	1	1	0	0	0	0	0	0	0	0	0	0	0	0	0	0	0	0	0
Total - Capital Renewal							*0*	*0*	*0*	*0*	*0*	*0*	*0*	*0*	*0*	*0*	*0*	*0*	*0*	*0*	*0*	*0*
TOTAL EXPENDITURE							**0**	**0**	**0**	**0**	**0**	**0**	**0**	**0**	**0**	**0**	**0**	**0**	**0**	**0**	**0**	**0**
FUNDING																						
Borrowings							0	0	0	0	0	0	0	0	0	0	0	0	0	0	0	0
Building Reserve							0	0	0	0	0	0	0	0	0	0	0	0	0	0	0	0
Grants							0	0	0	0	0	0	0	0	0	0	0	0	0	0	0	0
Other Reserves							0	0	0	0	0	0	0	0	0	0	0	0	0	0	0	0
TOTAL FUNDING							**0**	**0**	**0**	**0**	**0**	**0**	**0**	**0**	**0**	**0**	**0**	**0**	**0**	**0**	**0**	**0**
GENERAL FUNDS REQUIRED							**0**	**0**	**0**	**0**	**0**	**0**	**0**	**0**	**0**	**0**	**0**	**0**	**0**	**0**	**0**	**0**

Comments
6M X 3M COLORBOND SHED

Donnybrook Recreation Centre

Dep Replacement Cost	$5,400,000		Asset Consumption Ratio =		59.34%		0	1	2	3	4	5	6	7	8	9	10	11	12	13	14	15
Replacement Value	$9,100,000		Asset Condition Rating		4																	
Asset Number	20250	No of years to project (Optimal)	No of years to project (Council)	Component baselife (Optimal)	Component baselife (Council)	Estimated *Cost*	Backlog *2023/24*	2023/24	2024/25	2025/26	2026/27	2027/28	2028/29	2029/30	2030/31	2031/32	2032/33	2033/34	2034/35	2035/36	2036/37	2037/38
Year	1990					$																
EXPENDITURE																						
Capital Upgrades / Expansion																						
Building Extension - Single Court		8	8	99	99	3,442,500	0	0	0	0	0	0	0	0	4,360,856	0	0	0	0	0	0	0
Total - Capital Upgrades / Expansion							*0*	*0*	*0*	*0*	*0*	*0*	*0*	*0*	*4,360,856*	*0*	*0*	*0*	*0*	*0*	*0*	*0*
Capital Renewal																						
Kitchen - Tiles Walls - Regrout & Clean		9	9	10	10	3,200	0	0	0	0	0	0	0	0	0	4,175	0	0	0	0	0	0
Kitchen - Renew Vinyl Floor		14	14	15	15	6,400	0	0	0	0	0	0	0	0	0	0	0	0	0	0	9,681	0
Kitchen - Renew Benchtops & Shelves		14	14	15	15	6,400	0	0	0	0	0	0	0	0	0	0	0	0	0	0	9,681	0
Kitchen - Renew Hot Water System		14	14	15	15	1,600	0	0	0	0	0	0	0	0	0	0	0	0	0	0	2,420	0
Kitchen - Repaint		9	9	10	10	5,320	0	0	0	0	0	0	0	0	0	6,941	0	0	0	0	0	0
Kitchen - Renew Appliances - Oven / Fridge/ Freezer		3	3	10	10	5,530	0	0	0	6,043	0	0	0	0	0	0	0	0	0	8,121	0	0
Kitchen - Renew Doors x 6		14	14	15	15	2,130	0	0	0	0	0	0	0	0	0	0	0	0	0	0	3,222	0
Install Smoke Alarms		8	8	8	8	4,260	0	0	0	0	0	0	0	0	5,396	0	0	0	0	0	0	0
Roof Cladding - Middle Section		6	6	25	25	153,500	0	0	0	0	0	0	183,287	0	0	0	0	0	0	0	0	0
Renew Carpets - Foyer/Office/Passages/Conf Room		9	9	10	10	26,600	0	0	0	0	0	0	0	0	0	34,707	0	0	0	0	0	0
Renew Ceilings & Downlights - Conf Room		24	24	25	25	22,350	0	0	0	0	0	0	0	0	0	0	0	0	0	0	0	0
Renew Suspended Ceilings & Down lighting		24	24	25	25	128,750	0	0	0	0	0	0	0	0	0	0	0	0	0	0	0	0
Function Room - Renew Blinds		9	9	15	15	3,750	0	0	0	0	0	0	0	0	0	4,893	0	0	0	0	0	0
Roof Access - Replace Access Ladder		9	9	25	25	10,650	0	0	0	0	0	0	0	0	0	13,896	0	0	0	0	0	0
Court Flooring - Resand		4	4	16	16	46,800	0	0	0	0	52,674	0	0	0	0	0	0	0	0	0	0	0
Court Flooring - Reseal		4	4	4	4	5,320	0	0	0	0	5,988	0	0	0	6,739	0	0	0	7,585	0	0	0
Refurbish Male Changeroom		2	2	20	20	50,650	0	0	53,735	0	0	0	0	0	0	0	0	0	0	0	0	0
Refurbish Female Changeroom		2	2	20	20	50,650	0	0	53,735	0	0	0	0	0	0	0	0	0	0	0	0	0
Refurbish Disabled Toilet		8	8	20	20	26,600	0	0	0	0	0	0	0	0	33,696	0	0	0	0	0	0	0
Renew Exit Lighting x 2		7	7	10	10	530	0	0	0	0	0	0	0	652	0	0	0	0	0	0	0	0
Stadium - Repaint Internal Doors & Frames		1	1	5	5	12,800	0	13,184	0	0	0	0	15,284	0	0	0	0	17,718	0	0	0	0
Stadium - Renew Netball Posts		10	10	15	15	6,200	0	0	0	0	0	0	0	0	0	0	8,332	0	0	0	0	0
Stadium - Renew Basketball Units x 4		10	10	20	20	41,100	0	0	0	0	0	0	0	0	0	0	55,235	0	0	0	0	0
Stadium - Renew Storage Roller Door		7	7	15	15	3,190	0	0	0	0	0	0	0	3,923	0	0	0	0	0	0	0	0
Stadium - Renew Ceiling Fans x 2		6	6	10	10	31,950	0	0	0	0	0	0	38,150	0	0	0	0	0	0	0	0	0
Renew Air conditioner - Gym x 3		14	14	15	15	8,510	0	0	0	0	0	0	0	0	0	0	0	0	0	0	12,872	0
Renew Air conditioner - Crèche x 1		15	15	15	15	2,130	0	0	0	0	0	0	0	0	0	0	0	0	0	0	0	3,318
Renew Air conditioner - RPM Room x 1		3	3	15	15	1,600	0	0	0	1,748	0	0	0	0	0	0	0	0	0	0	0	0
Renew Air conditioner - Foyer / Reception		2	2	15	15	20,000	0	0	21,218	0	0	0	0	0	0	0	0	0	0	0	0	0
Renew Carpet - Gym		10	10	10	10	7,450	0	0	0	0	0	0	0	0	0	0	10,012	0	0	0	0	0
Crèche - Repaint Steelwork		4	4	10	10	2,130	0	0	0	0	2,397	0	0	0	0	0	0	0	0	0	3,222	0
Crèche - Illuminated Exit Sign		7	7	10	10	320	0	0	0	0	0	0	0	394	0	0	0	0	0	0	0	0
Crèche Fire Exit - 2 x Push Bars		23	23	25	25	3,000	0	0	0	0	0	0	0	0	0	0	0	0	0	0	0	0
Crèche - Refurbish Toilet for Disability Access		17	17	20	20	3,150	0	0	0	0	0	0	0	0	0	0	0	0	0	0	0	0
RPM Room - Refurbish		2	2	20	20	20,000	0	0	21,218	0	0	0	0	0	0	0	0	0	0	0	0	0
Mezzanine - Repaint steelwork		2	2	10	10	16,000	0	0	16,974	0	0	0	0	0	0	0	0	0	22,812	0	0	0
Mezzanine - Renew exit door		7	7	20	20	2,660	0	0	0	0	0	0	0	3,271	0	0	0	0	0	0	0	0
Mezzanine - Renew Exit Sign		7	7	10	10	265	0	0	0	0	0	0	0	326	0	0	0	0	0	0	0	0
Mezzanine - Layered Floor Coverings		7	7	10	10	6,400	0	0	0	0	0	0	0	7,871	0	0	0	0	0	0	0	0
Mezzanine - Replace Aircon x 2		7	7	10	10	8,500	0	0	0	0	0	0	0	10,454	0	0	0	0	0	0	0	0
Gym - Renew Ceiling Lights		4	4	10	10	3,600	0	0	0	0	4,052	0	0	0	0	0	0	0	0	0	5,445	0
Gym - Renew Ceiling Fans		10	10	10	10	3,100	0	0	0	0	0	0	0	0	0	0	4,166	0	0	0	0	0
Gym - Storeroom Shelving		19	19	20	20	1,050	0	0	0	0	0	0	0	0	0	0	0	0	0	0	0	0
Gym - Repaint		1	1	10	10	10,000	0	10,300	0	0	0	0	0	0	0	0	0	13,842	0	0	0	0
Changerooms - Renew 4 x doors		13	13	15	15	1,600	0	0	0	0	0	0	0	0	0	0	0	0	0	2,350	0	0
Changerooms - Hot Water System		13	13	15	15	15,700	0	0	0	0	0	0	0	0	0	0	0	0	0	23,056	0	0
Pool - Repaint Steelwork & Rust Treat		1	1	10	10	32,000	0	32,960	0	0	0	0	0	0	0	0	0	44,295	0	0	0	0
Pool - Renew Ceiling Cladding & Downlights		4	4	25	25	5,350	0	0	0	0	6,021	0	0	0	0	0	0	0	0	0	0	0
Pool - Renew 4 x Window Panels		25	25	25	25	10,200	0	0	0	0	0	0	0	0	0	0	0	0	0	0	0	0
Pool - Renew External Windows & Cladding - (West Section)		1	1	20	20	60,000	0	61,800	0	0	0	0	0	0	0	0	0	0	0	0	0	0
Pool - Renew External Windows & Cladding - (East Section)		4	4	20	20	60,000	0	0	0	0	67,531	0	0	0	0	0	0	0	0	0	0	0
Pool - Renew Wash Down Hose Reel		12	12	15	15	1,000	0	0	0	0	0	0	0	0	0	0	0	0	1,426	0	0	0
Pool - Renew Exit Sign		5	5	15	15	500	0	0	0	0	0	580	0	0	0	0	0	0	0	0	0	0
Pool - 4 x Push Bar Escape Doors		17	17	20	20	5,300	0	0	0	0	0	0	0	0	0	0	0	0	0	0	0	0
Pool - Renew Fire Hose to Service Pump Room & Foyer		7	7	10	10	650	0	0	0	0	0	0	0	799	0	0	0	0	0	0	0	0
Pool - Changerooms - Retile and Fit out		1	1	20	20	37,500	0	38,625	0	0	0	0	0	0	0	0	0	0	0	0	0	0
Pool - Repaint Tiered seating & concrete (non slip)		2	2	3	3	3,200	0	0	3,395	0	0	3,710	0	0	4,054	0	0	4,430	0	0	4,840	0

Pool - Renew Nonslip Floor Product	3	3	5	5	40,500	0	0	0	44,255	0	0	0	0	51,304	0	0	0	0	59,476	0	0
Pool - Renew Lane Rope Wheel	5	5	15	15	2,800	0	0	0	0	0	3,246	0	0	0	0	0	0	0	0	0	0
Pool - Renew Lane Ropes	4	4	15	15	2,800	0	0	0	0	3,151	0	0	0	0	0	0	0	0	0	0	0
Pool - Renew Hand Rail (Shallow End)	5	5	20	20	6,500	0	0	0	0	0	7,535	0	0	0	0	0	0	0	0	0	0
Pool - Install Tiling (Grant Funding)	5	5	20	20	412,000	0	0	0	0	0	477,621	0	0	0	0	0	0	0	0	0	0
Pool - Disabled Access Hoist	1	1	8	8	12,500	0	12,875	0	0	0	0	0	0	0	16,310	0	0	0	0	0	0
Pool Plant - Renew Pool Plant Fencing	3	3	20	20	4,500	0	0	0	4,917	0	0	0	0	0	0	0	0	0	0	0	0
Pool Plant - Heat Pump	9	9	10	10	57,000	0	0	0	0	0	0	0	0	0	74,372	0	0	0	0	0	0
Pool Plant - Chemical Storage Upgrade	20	20	20	20	4,150	0	0	0	0	0	0	0	0	0	0	0	0	0	0	0	0
Pool Plant - Water Tank	8	8	20	20	25,000	0	0	0	0	0	0	0	0	31,669	0	0	0	0	0	0	0
Pool Plant - Balance Tank Level Sensor	10	10	10	10	2,900	0	0	0	0	0	0	0	0	0	0	3,897	0	0	0	0	0
Pool Plant - Foot Valve	10	10	12	12	8,500	0	0	0	0	0	0	0	0	0	0	11,423	0	0	0	0	0
Pool Plant - Pre Pump Strainer	10	10	12	12	7,800	0	0	0	0	0	0	0	0	0	0	10,483	0	0	0	0	0
Pool Plant - Recirculation Pump	8	8	10	10	5,800	0	0	0	0	0	0	0	0	7,347	0	0	0	0	0	0	0
Pool Plant - Filtration 1 (serial # 1263)	20	20	20	20	15,200	0	0	0	0	0	0	0	0	0	0	0	0	0	0	0	0
Pool Plant - Filtration 2 (serial # 0414)	20	20	20	20	15,200	0	0	0	0	0	0	0	0	0	0	0	0	0	0	0	0
Pool Plant - Chemical Controller	10	10	10	10	10,000	0	0	0	0	0	0	0	0	0	0	13,439	0	0	0	0	0
Pool Plant - Chlorine Dosing Pump	2	2	8	8	2,500	0	0	2,652	0	0	0	0	0	0	0	3,360	0	0	0	0	0
Pool Plant - Acid Dosing Pump	2	2	8	8	2,500	0	0	2,652	0	0	0	0	0	0	0	3,360	0	0	0	0	0
Pool Plant - Leisure Heat Boost Pump	10	10	10	10	3,600	0	0	0	0	0	0	0	0	0	0	4,838	0	0	0	0	0
Pool Plant - Leisure Spa Blower	10	10	12	12	3,150	0	0	0	0	0	0	0	0	0	0	4,233	0	0	0	0	0
Pool Plant - Chemical Storage Tank (Chlorine)	4	4	15	15	2,025	0	0	0	0	2,279	0	0	0	0	0	0	0	0	0	0	0
Pool Plant - Chemical Storage Tank (Acid)	4	4	15	15	2,025	0	0	0	0	2,279	0	0	0	0	0	0	0	0	0	0	0
Pool Plant - Dual Ultravilot Water Filter System	5	5	8	8	4,050	0	0	0	0	0	4,695	0	0	0	0	0	0	0	5,948	0	0
Total - Capital Renewal						*0*	*169,744*	*175,579*	*56,964*	*146,372*	*497,387*	*236,721*	*27,691*	*140,206*	*155,294*	*132,779*	*80,286*	*31,823*	*98,950*	*51,383*	*3,318*
TOTAL EXPENDITURE						**0**	**169,744**	**175,579**	**56,964**	**146,372**	**497,387**	**236,721**	**27,691**	**4,501,062**	**155,294**	**132,779**	**80,286**	**31,823**	**98,950**	**51,383**	**3,318**
FUNDING																					
Borrowings						0	0	0	0	0	0	0	0	0	0	0	0	0	0	0	0
Building Reserve						0	169,744	175,579	56,964	146,372	19,766	236,721	27,691	140,206	155,294	132,779	80,286	31,823	98,950	51,383	3,318
Grants						0	0	0	0	0	477,621	0	0	4,360,856	0	0	0	0	0	0	0
Other Reserves						0	0	0	0	0	0	0	0	0	0	0	0	0	0	0	0
TOTAL FUNDING						**0**	**169,744**	**175,579**	**56,964**	**146,372**	**497,387**	**236,721**	**27,691**	**4,501,062**	**155,294**	**132,779**	**80,286**	**31,823**	**98,950**	**51,383**	**3,318**
GENERAL FUNDS REQUIRED						**0**	**0**	**0**	**0**	**0**	**-0**	**0**	**0**	**0**	**0**	**0**	**0**	**0**	**0**	**0**	**0**

Shire of Donnybrook Balingup

Asset Management Plan - Buildings
2023/24

Donnybrook Recreation Centre - Rear Shed

Dep Replacement Cost	$62,000		Asset Consumption Ratio =		87.32%		0	1	2	3	4	5	6	7	8	9	10	11	12	13	14	15
Replacement Value	$71,000		Asset Condition Rating		2																	
Asset Number	20704	No of years to project (Optimal)	No of years to project (Council)	Component baselife (Optimal)	Component baselife (Council)	Estimated *Cost*	Backlog *2023/24*	2023/24	2024/25	2025/26	2026/27	2027/28	2028/29	2029/30	2030/31	2031/32	2032/33	2033/34	2034/35	2035/36	2036/37	2037/38
Year	1995					$																
EXPENDITURE																						
Capital Upgrades / Expansion																						
Nil		1	1	1	1	0	0	0	0	0	0	0	0	0	0	0	0	0	0	0	0	0
Total - Capital Upgrades / Expansion							*0*	*0*	*0*	*0*	*0*	*0*	*0*	*0*	*0*	*0*	*0*	*0*	*0*	*0*	*0*	*0*
Capital Renewal																						
Replace Shed		25	25	25	25	0	0	0	0	0	0	0	0	0	0	0	0	0	0	0	0	0
Total - Capital Renewal							*0*	*0*	*0*	*0*	*0*	*0*	*0*	*0*	*0*	*0*	*0*	*0*	*0*	*0*	*0*	*0*
TOTAL EXPENDITURE							**0**	**0**	**0**	**0**	**0**	**0**	**0**	**0**	**0**	**0**	**0**	**0**	**0**	**0**	**0**	**0**
FUNDING																						
Borrowings							0	0	0	0	0	0	0	0	0	0	0	0	0	0	0	0
Building Reserve							0	0	0	0	0	0	0	0	0	0	0	0	0	0	0	0
Grants							0	0	0	0	0	0	0	0	0	0	0	0	0	0	0	0
Other Reserves							0	0	0	0	0	0	0	0	0	0	0	0	0	0	0	0
TOTAL FUNDING							**0**	**0**	**0**	**0**	**0**	**0**	**0**	**0**	**0**	**0**	**0**	**0**	**0**	**0**	**0**	**0**
GENERAL FUNDS REQUIRED							**0**	**0**	**0**	**0**	**0**	**0**	**0**	**0**	**0**	**0**	**0**	**0**	**0**	**0**	**0**	**0**

Comments

Shire of Donnybrook Balingup

Asset Management Plan - Buildings
2023/24

Balingup Recreation Centre

Dep Replacement Cost	$1,500,000		Asset Consumption Ratio =		51.72%		0	1	2	3	4	5	6	7	8	9	10	11	12	13	14	15
Replacement Value	$2,900,000		Asset Condition Rating		5																	
Asset Number	20308	No of years to project (Optimal)	No of years to project (Council)	Component baselife (Optimal)	Component baselife (Council)	Estimated *Cost*	Backlog *2023/24*	2023/24	2024/25	2025/26	2026/27	2027/28	2028/29	2029/30	2030/31	2031/32	2032/33	2033/34	2034/35	2035/36	2036/37	2037/38
Year	1985					$																
EXPENDITURE																						
Capital Upgrades / Expansion																						
Nil		1	1	1	1	0	0	0	0	0	0	0	0	0	0	0	0	0	0	0	0	0
Total - Capital Upgrades / Expansion							*0*	*0*	*0*	*0*	*0*	*0*	*0*	*0*	*0*	*0*	*0*	*0*	*0*	*0*	*0*	*0*
Capital Renewal																						
Repaint Exterior Timberwork		9	9	10	10	20,250	0	0	0	0	0	0	0	0	0	26,422	0	0	0	0	0	0
Repair Ceiling Panels & Repaint		14	14	15	15	10,430	0	0	0	0	0	0	0	0	0	0	0	0	0	0	15,776	0
Retint Western windows		15	15	15	15	7,300	0	0	0	0	0	0	0	0	0	0	0	0	0	0	0	11,373
Repaint - Internal		14	14	15	15	34,400	0	0	0	0	0	0	0	0	0	0	0	0	0	0	52,033	0
Foyer - Replace Fooring		9	9	10	10	10,125	0	0	0	0	0	0	0	0	0	13,211	0	0	0	0	0	0
Repaint & Rust Treatment - Front Verandah		7	7	10	10	6,260	0	0	0	0	0	0	0	7,699	0	0	0	0	0	0	0	0
East Side Verandah - Rust Treatment / Repaint		7	7	10	10	8,350	0	0	0	0	0	0	0	10,269	0	0	0	0	0	0	0	0
Kitchen refurbishment		3	3	15	15	26,077	0	0	0	28,495	0	0	0	0	0	0	0	0	0	0	0	0
Repaint doors and frames		7	7	10	10	7,595	0	0	0	0	0	0	0	9,341	0	0	0	0	0	0	0	0
Replace metal clad walls and roofing		5	5	30	30	312,930	0	0	0	0	0	362,772	0	0	0	0	0	0	0	0	0	0
Main Hall - Repaint		3	3	15	15	20,250	0	0	0	22,128	0	0	0	0	0	0	0	0	0	0	0	0
Stadium Carpet - Replacement		3	3	15	15	20,860	0	0	0	22,794	0	0	0	0	0	0	0	0	0	0	0	0
Total - Capital Renewal							*0*	*0*	*0*	*73,417*	*0*	*362,772*	*0*	*27,309*	*0*	*39,632*	*0*	*0*	*0*	*0*	*67,809*	*11,373*
TOTAL EXPENDITURE							**0**	**0**	**0**	**73,417**	**0**	**362,772**	**0**	**27,309**	**0**	**39,632**	**0**	**0**	**0**	**0**	**67,809**	**11,373**
FUNDING																						
Borrowings							0	0	0	0	0	0	0	0	0	0	0	0	0	0	0	0
Building Reserve							0	0	0	73,417	0	362,772	0	27,309	0	39,632	0	0	0	0	67,809	11,373
Grants							0	0	0	0	0	0	0	0	0	0	0	0	0	0	0	0
Other Reserves							0	0	0	0	0	0	0	0	0	0	0	0	0	0	0	0
TOTAL FUNDING							**0**	**0**	**0**	**73,417**	**0**	**362,772**	**0**	**27,309**	**0**	**39,632**	**0**	**0**	**0**	**0**	**67,809**	**11,373**
GENERAL FUNDS REQUIRED							**0**	**0**	**0**	**0**	**0**	**0**	**0**	**0**	**0**	**0**	**0**	**0**	**0**	**0**	**0**	**0**

Comments

Balingup Recreation Centre - Storage Shed

Dep Replacement Cost	$40,500		Asset Consumption Ratio =		71.05%		0	1	2	3	4	5	6	7	8	9	10	11	12	13	14	15
Replacement Value	$57,000		Asset Condition Rating		3																	
Asset Number	20657	No of years to project (Optimal)	No of years to project (Council)	Component baselife (Optimal)	Component baselife (Council)	Estimated *Cost*	Backlog *2023/24*	2023/24	2024/25	2025/26	2026/27	2027/28	2028/29	2029/30	2030/31	2031/32	2032/33	2033/34	2034/35	2035/36	2036/37	2037/38
Year	1980					$																
EXPENDITURE																						
Capital Upgrades / Expansion																						
Nil		1	1	1	1	0	0	0	0	0	0	0	0	0	0	0	0	0	0	0	0	0
Total - Capital Upgrades / Expansion							*0*	*0*	*0*	*0*	*0*	*0*	*0*	*0*	*0*	*0*	*0*	*0*	*0*	*0*	*0*	*0*
Capital Renewal																						
Nil		1	1	1	1	0	0	0	0	0	0	0	0	0	0	0	0	0	0	0	0	0
Total - Capital Renewal							*0*	*0*	*0*	*0*	*0*	*0*	*0*	*0*	*0*	*0*	*0*	*0*	*0*	*0*	*0*	*0*
TOTAL EXPENDITURE							**0**	**0**	**0**	**0**	**0**	**0**	**0**	**0**	**0**	**0**	**0**	**0**	**0**	**0**	**0**	**0**
FUNDING																						
Borrowings							0	0	0	0	0	0	0	0	0	0	0	0	0	0	0	0
Building Reserve							0	0	0	0	0	0	0	0	0	0	0	0	0	0	0	0
Grants							0	0	0	0	0	0	0	0	0	0	0	0	0	0	0	0
Other Reserves							0	0	0	0	0	0	0	0	0	0	0	0	0	0	0	0
TOTAL FUNDING							**0**	**0**	**0**	**0**	**0**	**0**	**0**	**0**	**0**	**0**	**0**	**0**	**0**	**0**	**0**	**0**
GENERAL FUNDS REQUIRED							**0**	**0**	**0**	**0**	**0**	**0**	**0**	**0**	**0**	**0**	**0**	**0**	**0**	**0**	**0**	**0**

Comments

Shire of Donnybrook Balingup

Asset Management Plan - Buildings
2023/24

Balingup Soccer Pavilion

Dep Replacement Cost	$61,000		Asset Consumption Ratio =		78.21%		0	1	2	3	4	5	6	7	8	9	10	11	12	13	14	15
Replacement Value	$78,000		Asset Condition Rating		3																	
Asset Number	20304	No of years to project (Optimal)	No of years to project (Council)	Component baselife (Optimal)	Component baselife (Council)	Estimated *Cost*	Backlog *2023/24*	2023/24	2024/25	2025/26	2026/27	2027/28	2028/29	2029/30	2030/31	2031/32	2032/33	2033/34	2034/35	2035/36	2036/37	2037/38
Year	1960					$																
EXPENDITURE																						
Capital Upgrades / Expansion																						
Nil		1	1	1	1	0	0	0	0	0	0	0	0	0	0	0	0	0	0	0	0	0
Total - Capital Upgrades / Expansion							*0*	*0*	*0*	*0*	*0*	*0*	*0*	*0*	*0*	*0*	*0*	*0*	*0*	*0*	*0*	*0*
Capital Renewal																						
Nil		1	1	1	1	0	0	0	0	0	0	0	0	0	0	0	0	0	0	0	0	0
Total - Capital Renewal							*0*	*0*	*0*	*0*	*0*	*0*	*0*	*0*	*0*	*0*	*0*	*0*	*0*	*0*	*0*	*0*
TOTAL EXPENDITURE							**0**	**0**	**0**	**0**	**0**	**0**	**0**	**0**	**0**	**0**	**0**	**0**	**0**	**0**	**0**	**0**
FUNDING																						
Borrowings							0	0	0	0	0	0	0	0	0	0	0	0	0	0	0	0
Building Reserve							0	0	0	0	0	0	0	0	0	0	0	0	0	0	0	0
Grants							0	0	0	0	0	0	0	0	0	0	0	0	0	0	0	0
Other Reserves							0	0	0	0	0	0	0	0	0	0	0	0	0	0	0	0
TOTAL FUNDING							**0**	**0**	**0**	**0**	**0**	**0**	**0**	**0**	**0**	**0**	**0**	**0**	**0**	**0**	**0**	**0**
GENERAL FUNDS REQUIRED							**0**	**0**	**0**	**0**	**0**	**0**	**0**	**0**	**0**	**0**	**0**	**0**	**0**	**0**	**0**	**0**

Comments

VC Mitchell Park - Changerooms

Dep Replacement Cost	$106,000		Asset Consumption Ratio =		20.00%		0	1	2	3	4	5	6	7	8	9	10	11	12	13	14	15
Replacement Value	$530,000		Asset Condition Rating		8																	
Asset Number	20237	No of years to project (Optimal)	No of years to project (Council)	Component baselife (Optimal)	Component baselife (Council)	Estimated *Cost*	Backlog *2023/24*	2023/24	2024/25	2025/26	2026/27	2027/28	2028/29	2029/30	2030/31	2031/32	2032/33	2033/34	2034/35	2035/36	2036/37	2037/38
Year	1966					$																
EXPENDITURE																						
Capital Upgrades / Expansion																						
Nil		1	1	1	1	0	0	0	0	0	0	0	0	0	0	0	0	0	0	0	0	0
Total - Capital Upgrades / Expansion							*0*	*0*	*0*	*0*	*0*	*0*	*0*	*0*	*0*	*0*	*0*	*0*	*0*	*0*	*0*	*0*
Capital Renewal																						
Nil		1	2	99	99	0	0	0	0	0	0	0	0	0	0	0	0	0	0	0	0	0
Total - Capital Renewal							*0*	*0*	*0*	*0*	*0*	*0*	*0*	*0*	*0*	*0*	*0*	*0*	*0*	*0*	*0*	*0*
TOTAL EXPENDITURE							**0**	**0**	**0**	**0**	**0**	**0**	**0**	**0**	**0**	**0**	**0**	**0**	**0**	**0**	**0**	**0**
FUNDING																						
Borrowings							0	0	0	0	0	0	0	0	0	0	0	0	0	0	0	0
Building Reserve							0	0	0	0	0	0	0	0	0	0	0	0	0	0	0	0
Grants							0	0	0	0	0	0	0	0	0	0	0	0	0	0	0	0
Other Reserves							0	0	0	0	0	0	0	0	0	0	0	0	0	0	0	0
TOTAL FUNDING							**0**	**0**	**0**	**0**	**0**	**0**	**0**	**0**	**0**	**0**	**0**	**0**	**0**	**0**	**0**	**0**
GENERAL FUNDS REQUIRED							**0**	**0**	**0**	**0**	**0**	**0**	**0**	**0**	**0**	**0**	**0**	**0**	**0**	**0**	**0**	**0**

Comments
Building included in VC Mitchell Park Redevelopment Precinct Project

A revised asset renewal program will be developed upon completion of the redevelopment

VC Mitchell Park - Multi Purpose Clubrooms & Function Centre

Dep Replacement Cost	$1,100,000		Asset Consumption Ratio =		50.00%		0	1	2	3	4	5	6	7	8	9	10	11	12	13	14	15
Replacement Value	$2,200,000		Asset Condition Rating		5																	
Asset Number	20238	No of years to project (Optimal)	No of years to project (Council)	Component baselife (Optimal)	Component baselife (Council)	Estimated *Cost*	Backlog *2023/24*	2023/24	2024/25	2025/26	2026/27	2027/28	2028/29	2029/30	2030/31	2031/32	2032/33	2033/34	2034/35	2035/36	2036/37	2037/38
Year	1966					$																
EXPENDITURE																						
Capital Upgrades / Expansion																						
VC Mitchell Park Redevelopment		1	1	99	99		0	8,970,803	0	0	0	0	0	0	0	0	0	0	0	0	0	0
Total - Capital Upgrades / Expansion							*0*	*8,970,803*	*0*	*0*	*0*	*0*	*0*	*0*	*0*	*0*	*0*	*0*	*0*	*0*	*0*	*0*
Capital Renewal																						
Nil		1	1	0	999		0	0	0	0	0	0	0	0	0	0	0	0	0	0	0	0
Total - Capital Renewal							*0*	*0*	*0*	*0*	*0*	*0*	*0*	*0*	*0*	*0*	*0*	*0*	*0*	*0*	*0*	*0*
TOTAL EXPENDITURE							**0**	**8,970,803**	**0**	**0**	**0**	**0**	**0**	**0**	**0**	**0**	**0**	**0**	**0**	**0**	**0**	**0**
FUNDING																						
Borrowings							0	2,900,000	0	0	0	0	0	0	0	0	0	0	0	0	0	0
Building Reserve							0	0	0	0	0	0	0	0	0	0	0	0	0	0	0	0
Grants							0	5,720,803	0	0	0	0	0	0	0	0	0	0	0	0	0	0
Other Reserves	(Land Development Reserve)						0	0	0	0	0	0	0	0	0	0	0	0	0	0	0	0
Trust - Cash in Lieu POS	Hockey Pitch						0	0	0	0	0	0	0	0	0	0	0	0	0	0	0	0
Insurance Claim	Hockey Pitch						0	0	0	0	0	0	0	0	0	0	0	0	0	0	0	0
Contribution - Donnybrook FC							0	250,000	0	0	0	0	0	0	0	0	0	0	0	0	0	0
Sale of Land							0	100,000	0	0	0	0	0	0	0	0	0	0	0	0	0	0
TOTAL FUNDING							**0**	**8,970,803**	**0**	**0**	**0**	**0**	**0**	**0**	**0**	**0**	**0**	**0**	**0**	**0**	**0**	**0**
GENERAL FUNDS REQUIRED							**0**	**0**	**0**	**0**	**0**	**0**	**0**	**0**	**0**	**0**	**0**	**0**	**0**	**0**	**0**	**0**

Comments
A revised asset renewal program will be developed upon completion of the redevelopment
Current usage - Football Clubrooms

VC Mitchell Park Redevelopment	Budget	Expenditure*	Unspent
Expenditure	9,870,000	899,197	8,970,803
Total Expenditure	9,870,000	899,197	8,970,803
Revenue			
Borrowings	2,900,000	0	2,900,000
Grant Revenue	6,000,000	279,197	5,720,803
Grant - WAFC	120,000	120,000	0
Land Development Reserve	250,000	250,000	0
Insurance Claim (Hockey Pitch)	41,229	41,229	0
Trust - Cash in Lieu POS Donnybrook	208,771	208,771	0
Contribution - Donnybrook FC	250,000	0	250,000
Sale of Land (Lot 3 & 4 Bridge St)	100,000	0	100,000
	9,870,000	899,197	8,970,803

* Expenditure is at the time of drafting the plan.

Shire of Donnybrook Balingup

Asset Management Plan - Buildings
2023/24

Kirup Recreation Changerooms

Dep Replacement Cost	$182,000		Asset Consumption Ratio =		35.00%		0	1	2	3	4	5	6	7	8	9	10	11	12	13	14	15
Replacement Value	$520,000		Asset Condition Rating		7																	
Asset Number	20402	No of years to project (Optimal)	No of years to project (Council)	Component baselife (Optimal)	Component baselife (Council)	Estimated *Cost*	Backlog *2023/24*	2023/24	2024/25	2025/26	2026/27	2027/28	2028/29	2029/30	2030/31	2031/32	2032/33	2033/34	2034/35	2035/36	2036/37	2037/38
Year	1972					$																
EXPENDITURE																						
Capital Upgrades / Expansion																						
Nil		1	1	1	1	0	0	0	0	0	0	0	0	0	0	0	0	0	0	0	0	0
Total - Capital Upgrades / Expansion							*0*	*0*	*0*	*0*	*0*	*0*	*0*	*0*	*0*	*0*	*0*	*0*	*0*	*0*	*0*	*0*
Capital Renewal																						
Repaint - Exterior		7	7	7	7	10,000	0	0	0	0	0	0	0	12,299	0	0	0	0	0	0	15,126	0
Repaint - Interior		12	12	12	12	10,000	0	0	0	0	0	0	0	0	0	0	0	0	14,258	0	0	0
Total - Capital Renewal							*0*	*0*	*0*	*0*	*0*	*0*	*0*	*12,299*	*0*	*0*	*0*	*0*	*14,258*	*0*	*15,126*	*0*
TOTAL EXPENDITURE							**0**	**0**	**0**	**0**	**0**	**0**	**0**	**12,299**	**0**	**0**	**0**	**0**	**14,258**	**0**	**15,126**	**0**
REVENUE																						
Borrowings							0	0	0	0	0	0	0	0	0	0	0	0	0	0	0	0
Building Reserve							0	0	0	0	0	0	0	12,299	0	0	0	0	14,258	0	15,126	0
Grants							0	0	0	0	0	0	0	0	0	0	0	0	0	0	0	0
Other Reserves							0	0	0	0	0	0	0	0	0	0	0	0	0	0	0	0
TOTAL REVENUE							**0**	**0**	**0**	**0**	**0**	**0**	**0**	**12,299**	**0**	**0**	**0**	**0**	**14,258**	**0**	**15,126**	**0**
GENERAL FUNDS REQUIRED							**0**	**0**	**0**	**0**	**0**	**0**	**0**	**0**	**0**	**0**	**0**	**0**	**0**	**0**	**0**	**0**

Comments
Located on Jim McDonald Oval, Kirup

Jim McDonald Oval - Shed

Dep Replacement Cost	$33,500		Asset Consumption Ratio =		85.90%		0	1	2	3	4	5	6	7	8	9	10	11	12	13	14	15
Replacement Value	$39,000		Asset Condition Rating		2																	
Asset Number	20644	No of years to project	No of years to project	Component baselife	Component baselife	Estimated	Backlog	2023/24	2024/25	2025/26	2026/27	2027/28	2028/29	2029/30	2030/31	2031/32	2032/33	2033/34	2034/35	2035/36	2036/37	2037/38
Year	2009	(Optimal)	(Council)	(Optimal)	(Council)	*Cost*	*2023/24*															
						$																
EXPENDITURE																						
Capital Upgrades / Expansion																						
Nil		1	1	1	1	0	0	0	0	0	0	0	0	0	0	0	0	0	0	0	0	0
Total - Capital Upgrades / Expansion							*0*	*0*	*0*	*0*	*0*	*0*	*0*	*0*	*0*	*0*	*0*	*0*	*0*	*0*	*0*	*0*
Capital Renewal																						
Nil		1	1	1	1	0	0	0	0	0	0	0	0	0	0	0	0	0	0	0	0	0
Total - Capital Renewal							*0*	*0*	*0*	*0*	*0*	*0*	*0*	*0*	*0*	*0*	*0*	*0*	*0*	*0*	*0*	*0*
TOTAL EXPENDITURE							**0**	**0**	**0**	**0**	**0**	**0**	**0**	**0**	**0**	**0**	**0**	**0**	**0**	**0**	**0**	**0**
REVENUE																						
Borrowings							0	0	0	0	0	0	0	0	0	0	0	0	0	0	0	0
Building Reserve							0	0	0	0	0	0	0	0	0	0	0	0	0	0	0	0
Grants							0	0	0	0	0	0	0	0	0	0	0	0	0	0	0	0
Other Reserves							0	0	0	0	0	0	0	0	0	0	0	0	0	0	0	0
TOTAL REVENUE							**0**	**0**	**0**	**0**	**0**	**0**	**0**	**0**	**0**	**0**	**0**	**0**	**0**	**0**	**0**	**0**
GENERAL FUNDS REQUIRED							**0**	**0**	**0**	**0**	**0**	**0**	**0**	**0**	**0**	**0**	**0**	**0**	**0**	**0**	**0**	**0**

Comments

Shire of Donnybrook Balingup

Asset Management Plan - Buildings
2023/24

Donnybrook Tennis Clubrooms

Dep Replacement Cost	$390,000		Asset Consumption Ratio =		69.64%		0	1	2	3	4	5	6	7	8	9	10	11	12	13	14	15
Replacement Value	$560,000		Asset Condition Rating		3																	
Asset Number	20611	No of years to project (Optimal)	No of years to project (Council)	Component baselife (Optimal)	Component baselife (Council)	Estimated *Cost*	Backlog *2023/24*	2023/24	2024/25	2025/26	2026/27	2027/28	2028/29	2029/30	2030/31	2031/32	2032/33	2033/34	2034/35	2035/36	2036/37	2037/38
Year	1998					$																
EXPENDITURE																						
Capital Upgrades / Expansion																						
Nil		1	1	1	1	0	0	0	0	0	0	0	0	0	0	0	0	0	0	0	0	0
Total - Capital Upgrades / Expansion							*0*	*0*	*0*	*0*	*0*	*0*	*0*	*0*	*0*	*0*	*0*	*0*	*0*	*0*	*0*	*0*
Capital Renewal																						
Nil		1	1	1	1	0	0	0	0	0	0	0	0	0	0	0	0	0	0	0	0	0
Total - Capital Renewal							*0*	*0*	*0*	*0*	*0*	*0*	*0*	*0*	*0*	*0*	*0*	*0*	*0*	*0*	*0*	*0*
TOTAL EXPENDITURE							**0**	**0**	**0**	**0**	**0**	**0**	**0**	**0**	**0**	**0**	**0**	**0**	**0**	**0**	**0**	**0**
REVENUE																						
Borrowings							0	0	0	0	0	0	0	0	0	0	0	0	0	0	0	0
Building Reserve							0	0	0	0	0	0	0	0	0	0	0	0	0	0	0	0
Grants							0	0	0	0	0	0	0	0	0	0	0	0	0	0	0	0
Other Reserves							0	0	0	0	0	0	0	0	0	0	0	0	0	0	0	0
TOTAL REVENUE							**0**	**0**	**0**	**0**	**0**	**0**	**0**	**0**	**0**	**0**	**0**	**0**	**0**	**0**	**0**	**0**
GENERAL FUNDS REQUIRED							**0**	**0**	**0**	**0**	**0**	**0**	**0**	**0**	**0**	**0**	**0**	**0**	**0**	**0**	**0**	**0**

Comments
Building included in VC Mitchell Park Redevelopment Precinct Project
A revised asset renewal program will be developed upon completion of the redevelopment

Shire of Donnybrook Balingup

Asset Management Plan - Buildings
2023/24

Egan Park - Pump Track Clubrooms

Dep Replacement Cost	$160,000		Asset Consumption Ratio =		47.06%		0	1	2	3	4	5	6	7	8	9	10	11	12	13	14	15
Replacement Value	$340,000		Asset Condition Rating		1																	
Asset Number	20706	No of years to project (Optimal)	No of years to project (Council)	Component baselife (Optimal)	Component baselife (Council)	Estimated *Cost*	Backlog *2023/24*	2023/24	2024/25	2025/26	2026/27	2027/28	2028/29	2029/30	2030/31	2031/32	2032/33	2033/34	2034/35	2035/36	2036/37	2037/38
Year	1980					$																
EXPENDITURE																						
Capital Upgrades / Expansion																						
Nil		1	1	1	1	0	0	0	0	0	0	0	0	0	0	0	0	0	0	0	0	0
Total - Capital Upgrades / Expansion							*0*	*0*	*0*	*0*	*0*	*0*	*0*	*0*	*0*	*0*	*0*	*0*	*0*	*0*	*0*	*0*
Capital Renewal																						
Exposed Timbers - Re varnish / oil		6	6	7	7	2,050	0	0	0	0	0	0	2,448	0	0	0	0	0	0	3,010	0	0
Repaint - Internal		12	12	12	12	7,500	0	0	0	0	0	0	0	0	0	0	0	0	10,693	0	0	0
Repaint - Western side		4	4	5	5	710	0	0	0	0	799	0	0	0	0	926	0	0	0	0	1,074	0
Toilets - Replace vanity/sink/taps/mirrors		14	14	15	15	10,000	0	0	0	0	0	0	0	0	0	0	0	0	0	0	15,126	0
Total - Capital Renewal							*0*	*0*	*0*	*0*	*799*	*0*	*2,448*	*0*	*0*	*926*	*0*	*0*	*10,693*	*3,010*	*16,200*	*0*
TOTAL EXPENDITURE							**0**	**0**	**0**	**0**	**799**	**0**	**2,448**	**0**	**0**	**926**	**0**	**0**	**10,693**	**3,010**	**16,200**	**0**
REVENUE																						
Borrowings							0	0	0	0	0	0	0	0	0	0	0	0	0	0	0	0
Building Reserve							0	0	0	0	799	0	2,448	0	0	926	0	0	10,693	3,010	16,200	0
Grants							0	0	0	0	0	0	0	0	0	0	0	0	0	0	0	0
Other Reserves							0	0	0	0	0	0	0	0	0	0	0	0	0	0	0	0
TOTAL REVENUE							**0**	**0**	**0**	**0**	**799**	**0**	**2,448**	**0**	**0**	**926**	**0**	**0**	**10,693**	**3,010**	**16,200**	**0**
GENERAL FUNDS REQUIRED							**0**	**0**	**0**	**0**	**0**	**0**	**0**	**0**	**0**	**0**	**0**	**0**	**0**	**0**	**0**	**0**

Comments

Shire of Donnybrook Balingup

Asset Management Plan - Buildings
2023/24

Egan Park - Cricket Pavilion

Dep Replacement Cost	$440,000		Asset Consumption Ratio =		73.33%		0	1	2	3	4	5	6	7	8	9	10	11	12	13	14	15
Replacement Value	$600,000		Asset Condition Rating		3																	
Asset Number	20633	No of years to project (Optimal)	No of years to project (Council)	Component baselife (Optimal)	Component baselife (Council)	Estimated *Cost*	Backlog *2023/24*	2023/24	2024/25	2025/26	2026/27	2027/28	2028/29	2029/30	2030/31	2031/32	2032/33	2033/34	2034/35	2035/36	2036/37	2037/38
Year	2006					$																
EXPENDITURE																						
Capital Upgrades / Expansion																						
Nil		1	1	1	1	0	0	0	0	0	0	0	0	0	0	0	0	0	0	0	0	0
Total - Capital Upgrades / Expansion							*0*	*0*	*0*	*0*	*0*	*0*	*0*	*0*	*0*	*0*	*0*	*0*	*0*	*0*	*0*	*0*
Capital Renewal																						
Repaint Verandah Posts & Beams		10	10	10	10	2,100	0	0	0	0	0	0	0	0	0	0	2,822	0	0	0	0	0
Repaint Walls / Doors / Frames		3	3	10	10	10,500	0	0	0	11,474	0	0	0	0	0	0	0	0	0	15,420	0	0
Total - Capital Renewal							*0*	*0*	*0*	*11,474*	*0*	*0*	*0*	*0*	*0*	*0*	*2,822*	*0*	*0*	*15,420*	*0*	*0*
TOTAL EXPENDITURE							**0**	**0**	**0**	**11,474**	**0**	**0**	**0**	**0**	**0**	**0**	**2,822**	**0**	**0**	**15,420**	**0**	**0**
REVENUE																						
Borrowings							0	0	0	0	0	0	0	0	0	0	0	0	0	0	0	0
Building Reserve							0	0	0	11,474	0	0	0	0	0	0	2,822	0	0	15,420	0	0
Grants							0	0	0	0	0	0	0	0	0	0	0	0	0	0	0	0
Other Reserves							0	0	0	0	0	0	0	0	0	0	0	0	0	0	0	0
TOTAL REVENUE							**0**	**0**	**0**	**11,474**	**0**	**0**	**0**	**0**	**0**	**0**	**2,822**	**0**	**0**	**15,420**	**0**	**0**
GENERAL FUNDS REQUIRED							**0**	**0**	**0**	**0**	**0**	**0**	**0**	**0**	**0**	**0**	**0**	**0**	**0**	**0**	**0**	**0**

Comments

Egan Park - Storage Shed (Apple Festival)

Dep Replacement Cost	$46,000		Asset Consumption Ratio =		63.01%		0	1	2	3	4	5	6	7	8	9	10	11	12	13	14	15
Replacement Value	$73,000		Asset Condition Rating		4																	
Asset Number	20708	No of years to project (Optimal)	No of years to project (Council)	Component baselife (Optimal)	Component baselife (Council)	Estimated *Cost*	Backlog *2023/24*	2023/24	2024/25	2025/26	2026/27	2027/28	2028/29	2029/30	2030/31	2031/32	2032/33	2033/34	2034/35	2035/36	2036/37	2037/38
Year	2000					$																
EXPENDITURE																						
Capital Upgrades / Expansion																						
Nil		1	1	1	1	0	0	0	0	0	0	0	0	0	0	0	0	0	0	0	0	0
Total - Capital Upgrades / Expansion							*0*	*0*	*0*	*0*	*0*	*0*	*0*	*0*	*0*	*0*	*0*	*0*	*0*	*0*	*0*	*0*
Capital Renewal																						
Nil		1	1	1	1	0	0	0	0	0	0	0	0	0	0	0	0	0	0	0	0	0
Total - Capital Renewal							*0*	*0*	*0*	*0*	*0*	*0*	*0*	*0*	*0*	*0*	*0*	*0*	*0*	*0*	*0*	*0*
TOTAL EXPENDITURE							**0**	**0**	**0**	**0**	**0**	**0**	**0**	**0**	**0**	**0**	**0**	**0**	**0**	**0**	**0**	**0**
REVENUE																						
Borrowings							0	0	0	0	0	0	0	0	0	0	0	0	0	0	0	0
Building Reserve							0	0	0	0	0	0	0	0	0	0	0	0	0	0	0	0
Grants							0	0	0	0	0	0	0	0	0	0	0	0	0	0	0	0
Other Reserves							0	0	0	0	0	0	0	0	0	0	0	0	0	0	0	0
TOTAL REVENUE							**0**	**0**	**0**	**0**	**0**	**0**	**0**	**0**	**0**	**0**	**0**	**0**	**0**	**0**	**0**	**0**
GENERAL FUNDS REQUIRED							**0**	**0**	**0**	**0**	**0**	**0**	**0**	**0**	**0**	**0**	**0**	**0**	**0**	**0**	**0**	**0**

Comments

Egan Park - Transit Park Shelter

Dep Replacement Cost	$20,000		Asset Consumption Ratio =		58.82%		0	1	2	3	4	5	6	7	8	9	10	11	12	13	14	15
Replacement Value	$34,000		Asset Condition Rating		4																	
Asset Number	20709	No of years to project (Optimal)	No of years to project (Council)	Component baselife (Optimal)	Component baselife (Council)	Estimated *Cost*	Backlog *2023/24*	2023/24	2024/25	2025/26	2026/27	2027/28	2028/29	2029/30	2030/31	2031/32	2032/33	2033/34	2034/35	2035/36	2036/37	2037/38
Year	2012					$																
EXPENDITURE																						
Capital Upgrades / Expansion																						
Nil		1	1	1	1	0	0	0	0	0	0	0	0	0	0	0	0	0	0	0	0	0
Total - Capital Upgrades / Expansion							*0*	*0*	*0*	*0*	*0*	*0*	*0*	*0*	*0*	*0*	*0*	*0*	*0*	*0*	*0*	*0*
Capital Renewal																						
Repaint		5	5	5	5	600	0	0	0	0	0	696	0	0	0	0	806	0	0	0	0	935
Total - Capital Renewal							*0*	*0*	*0*	*0*	*0*	*696*	*0*	*0*	*0*	*0*	*806*	*0*	*0*	*0*	*0*	*935*
TOTAL EXPENDITURE							**0**	**0**	**0**	**0**	**0**	**696**	**0**	**0**	**0**	**0**	**806**	**0**	**0**	**0**	**0**	**935**
REVENUE																						
Borrowings							0	0	0	0	0	0	0	0	0	0	0	0	0	0	0	0
Building Reserve							0	0	0	0	0	696	0	0	0	0	806	0	0	0	0	935
Grants							0	0	0	0	0	0	0	0	0	0	0	0	0	0	0	0
Other Reserves							0	0	0	0	0	0	0	0	0	0	0	0	0	0	0	0
TOTAL REVENUE							**0**	**0**	**0**	**0**	**0**	**696**	**0**	**0**	**0**	**0**	**806**	**0**	**0**	**0**	**0**	**935**
GENERAL FUNDS REQUIRED							**0**	**0**	**0**	**0**	**0**	**0**	**0**	**0**	**0**	**0**	**0**	**0**	**0**	**0**	**0**	**0**

Comments

Shire of Donnybrook Balingup

Asset Management Plan - Buildings
2023/24

Egan Park - Incinerator Shed

Dep Replacement Cost	$9,000		Asset Consumption Ratio =		36.00%		0	1	2	3	4	5	6	7	8	9	10	11	12	13	14	15
Replacement Value	$25,000		Asset Condition Rating		7																	
Asset Number	20705	No of years to project (Optimal)	No of years to project (Council)	Component baselife (Optimal)	Component baselife (Council)	Estimated *Cost*	Backlog *2023/24*	2023/24	2024/25	2025/26	2026/27	2027/28	2028/29	2029/30	2030/31	2031/32	2032/33	2033/34	2034/35	2035/36	2036/37	2037/38
Year	1990					$																
EXPENDITURE																						
Capital Upgrades / Expansion																						
Nil		1	1	1	1	0	0	0	0	0	0	0	0	0	0	0	0	0	0	0	0	0
Total - Capital Upgrades / Expansion							*0*	*0*	*0*	*0*	*0*	*0*	*0*	*0*	*0*	*0*	*0*	*0*	*0*	*0*	*0*	*0*
Capital Renewal																						
Nil		1	1	1	1	0	0	0	0	0	0	0	0	0	0	0	0	0	0	0	0	0
Total - Capital Renewal							*0*	*0*	*0*	*0*	*0*	*0*	*0*	*0*	*0*	*0*	*0*	*0*	*0*	*0*	*0*	*0*
TOTAL EXPENDITURE							**0**	**0**	**0**	**0**	**0**	**0**	**0**	**0**	**0**	**0**	**0**	**0**	**0**	**0**	**0**	**0**
REVENUE																						
Borrowings							0	0	0	0	0	0	0	0	0	0	0	0	0	0	0	0
Building Reserve							0	0	0	0	0	0	0	0	0	0	0	0	0	0	0	0
Grants							0	0	0	0	0	0	0	0	0	0	0	0	0	0	0	0
Other Reserves							0	0	0	0	0	0	0	0	0	0	0	0	0	0	0	0
TOTAL REVENUE							**0**	**0**	**0**	**0**	**0**	**0**	**0**	**0**	**0**	**0**	**0**	**0**	**0**	**0**	**0**	**0**
GENERAL FUNDS REQUIRED							**0**	**0**	**0**	**0**	**0**	**0**	**0**	**0**	**0**	**0**	**0**	**0**	**0**	**0**	**0**	**0**

Comments

Brookhampton Horsemans Clubrooms

Dep Replacement Cost	$29,500		Asset Consumption Ratio =		13.29%		0	1	2	3	4	5	6	7	8	9	10	11	12	13	14	15
Replacement Value	$222,000		Asset Condition Rating		9																	
Asset Number	20781	No of years to project (Optimal)	No of years to project (Council)	Component baselife (Optimal)	Component baselife (Council)	Estimated *Cost*	Backlog *2023/24*	2023/24	2024/25	2025/26	2026/27	2027/28	2028/29	2029/30	2030/31	2031/32	2032/33	2033/34	2034/35	2035/36	2036/37	2037/38
Year						$																
EXPENDITURE																						
Capital Upgrades / Expansion																						
Nil		1	1	1	1	0	0	0	0	0	0	0	0	0	0	0	0	0	0	0	0	0
Total - Capital Upgrades / Expansion							*0*	*0*	*0*	*0*	*0*	*0*	*0*	*0*	*0*	*0*	*0*	*0*	*0*	*0*	*0*	*0*
Capital Renewal																						
Nil		1	1	1	1	0	0	0	0	0	0	0	0	0	0	0	0	0	0	0	0	0
Total - Capital Renewal							*0*	*0*	*0*	*0*	*0*	*0*	*0*	*0*	*0*	*0*	*0*	*0*	*0*	*0*	*0*	*0*
TOTAL EXPENDITURE							**0**	**0**	**0**	**0**	**0**	**0**	**0**	**0**	**0**	**0**	**0**	**0**	**0**	**0**	**0**	**0**
REVENUE																						
Borrowings							0	0	0	0	0	0	0	0	0	0	0	0	0	0	0	0
Building Reserve							0	0	0	0	0	0	0	0	0	0	0	0	0	0	0	0
Grants							0	0	0	0	0	0	0	0	0	0	0	0	0	0	0	0
Other Reserves							0	0	0	0	0	0	0	0	0	0	0	0	0	0	0	0
TOTAL REVENUE							**0**	**0**	**0**	**0**	**0**	**0**	**0**	**0**	**0**	**0**	**0**	**0**	**0**	**0**	**0**	**0**
GENERAL FUNDS REQUIRED							**0**	**0**	**0**	**0**	**0**	**0**	**0**	**0**	**0**	**0**	**0**	**0**	**0**	**0**	**0**	**0**

Comments

Shire of Donnybrook Balingup

Asset Management Plan - Buildings
2023/24

Balingup Oval - Shed

Dep Replacement Cost	$25,500		Asset Consumption Ratio =		65.38%		0	1	2	3	4	5	6	7	8	9	10	11	12	13	14	15
Replacement Value	$39,000		Asset Condition Rating		4																	
Asset Number	20394	No of years to project (Optimal)	No of years to project (Council)	Component baselife (Optimal)	Component baselife (Council)	Estimated *Cost*	Backlog *2023/24*	2023/24	2024/25	2025/26	2026/27	2027/28	2028/29	2029/30	2030/31	2031/32	2032/33	2033/34	2034/35	2035/36	2036/37	2037/38
Year						$																
EXPENDITURE																						
Capital Upgrades / Expansion																						
Nil		1	1	1	1	0	0	0	0	0	0	0	0	0	0	0	0	0	0	0	0	0
Total - Capital Upgrades / Expansion							*0*	*0*	*0*	*0*	*0*	*0*	*0*	*0*	*0*	*0*	*0*	*0*	*0*	*0*	*0*	*0*
Capital Renewal																						
Nil		1	1	1	1	0	0	0	0	0	0	0	0	0	0	0	0	0	0	0	0	0
Total - Capital Renewal							*0*	*0*	*0*	*0*	*0*	*0*	*0*	*0*	*0*	*0*	*0*	*0*	*0*	*0*	*0*	*0*
TOTAL EXPENDITURE							**0**	**0**	**0**	**0**	**0**	**0**	**0**	**0**	**0**	**0**	**0**	**0**	**0**	**0**	**0**	**0**
REVENUE																						
Borrowings							0	0	0	0	0	0	0	0	0	0	0	0	0	0	0	0
Building Reserve							0	0	0	0	0	0	0	0	0	0	0	0	0	0	0	0
Grants							0	0	0	0	0	0	0	0	0	0	0	0	0	0	0	0
Other Reserves							0	0	0	0	0	0	0	0	0	0	0	0	0	0	0	0
TOTAL REVENUE							**0**	**0**	**0**	**0**	**0**	**0**	**0**	**0**	**0**	**0**	**0**	**0**	**0**	**0**	**0**	**0**
GENERAL FUNDS REQUIRED							**0**	**0**	**0**	**0**	**0**	**0**	**0**	**0**	**0**	**0**	**0**	**0**	**0**	**0**	**0**	**0**

Comments

Shire of Donnybrook Balingup

Asset Management Plan - Buildings
2023/24

Dental Surgery

Dep Replacement Cost	$234,000		Asset Consumption Ratio =		47.27%		0	1	2	3	4	5	6	7	8	9	10	11	12	13	14	15
Replacement Value	$495,000		Asset Condition Rating		6																	
Asset Number	20231	No of years to project (Optimal)	No of years to project (Council)	Component baselife (Optimal)	Component baselife (Council)	Estimated *Cost*	Backlog *2023/24*	2023/24	2024/25	2025/26	2026/27	2027/28	2028/29	2029/30	2030/31	2031/32	2032/33	2033/34	2034/35	2035/36	2036/37	2037/38
Year	1980																					
						$																
EXPENDITURE																						
Capital Upgrades / Expansion																						
Project		1	1	1	1	0	0	0	0	0	0	0	0	0	0	0	0	0	0	0	0	0
Total - Capital Upgrades / Expansion							*0*	*0*	*0*	*0*	*0*	*0*	*0*	*0*	*0*	*0*	*0*	*0*	*0*	*0*	*0*	*0*
Capital Renewal																						
Renew Cabinets		15	15	15	15	15,000	0	0	0	0	0	0	0	0	0	0	0	0	0	0	0	23,370
Passage Ceiling - Crack Repair		-1	0	40	40	520	520	0	0	0	0	0	0	0	0	0	0	0	0	0	0	0
Brickwork Repair - Cracking		-1	0	40	40	1,553	1,553	0	0	0	0	0	0	0	0	0	0	0	0	0	0	0
Total - Capital Renewal							*2,073*	*0*	*0*	*0*	*0*	*0*	*0*	*0*	*0*	*0*	*0*	*0*	*0*	*0*	*0*	*23,370*
TOTAL EXPENDITURE							**2,073**	**0**	**0**	**0**	**0**	**0**	**0**	**0**	**0**	**0**	**0**	**0**	**0**	**0**	**0**	**23,370**
REVENUE																						
Borrowings							0	0	0	0	0	0	0	0	0	0	0	0	0	0	0	0
Building Reserve							2,073	0	0	0	0	0	0	0	0	0	0	0	0	0	0	23,370
Grants							0	0	0	0	0	0	0	0	0	0	0	0	0	0	0	0
Other Reserves							0	0	0	0	0	0	0	0	0	0	0	0	0	0	0	0
TOTAL REVENUE							**2,073**	**0**	**0**	**0**	**0**	**0**	**0**	**0**	**0**	**0**	**0**	**0**	**0**	**0**	**0**	**23,370**
GENERAL FUNDS REQUIRED							**0**	**0**	**0**	**0**	**0**	**0**	**0**	**0**	**0**	**0**	**0**	**0**	**0**	**0**	**0**	**0**

Comments
Use: Dental Surgery

Shire of Donnybrook Balingup

Asset Management Plan - Buildings
2023/24

Medical Centre

Dep Replacement Cost	$1,100,000		Asset Consumption Ratio =		73.33%		0	1	2	3	4	5	6	7	8	9	10	11	12	13	14	15
Replacement Value	$1,500,000		Asset Condition Rating		3																	
Asset Number	20638	No of years to	No of years to	Component	Component	Estimated	Backlog	2023/24	2024/25	2025/26	2026/27	2027/28	2028/29	2029/30	2030/31	2031/32	2032/33	2033/34	2034/35	2035/36	2036/37	2037/38
Year	2008	project	project	baselife	baselife	*Cost*	*2023/24*															
		(Optimal)	(Council)	(Optimal)	(Council)	$																
EXPENDITURE																						
Capital Upgrades / Expansion																						
Nil		1	1	1	1	0	0	0	0	0	0	0	0	0	0	0	0	0	0	0	0	0
Total - Capital Upgrades / Expansion							*0*	*0*	*0*	*0*	*0*	*0*	*0*	*0*	*0*	*0*	*0*	*0*	*0*	*0*	*0*	*0*
Capital Renewal																						
Repaint Exterior - Timber		4	4	7	7	6,500	0	0	0	0	7,316	0	0	0	0	0	0	8,998	0	0	0	0
Repaint Exterior - Walls		1	1	10	10	20,500	0	21,115	0	0	0	0	0	0	0	0	0	28,377	0	0	0	0
Replace Air conditioner Unit		4	4	12	12	20,000	0	0	0	0	22,510	0	0	0	0	0	0	0	0	0	0	0
Total - Capital Renewal							*0*	*21,115*	*0*	*0*	*29,826*	*0*	*0*	*0*	*0*	*0*	*0*	*37,374*	*0*	*0*	*0*	*0*
TOTAL EXPENDITURE							**0**	**21,115**	**0**	**0**	**29,826**	**0**	**0**	**0**	**0**	**0**	**0**	**37,374**	**0**	**0**	**0**	**0**
REVENUE																						
Borrowings							0	0	0	0	0	0	0	0	0	0	0	0	0	0	0	0
Building Reserve							0	21,115	0	0	29,826	0	0	0	0	0	0	37,374	0	0	0	0
Grants							0	0	0	0	0	0	0	0	0	0	0	0	0	0	0	0
Other Reserves							0	0	0	0	0	0	0	0	0	0	0	0	0	0	0	0
TOTAL REVENUE							**0**	**21,115**	**0**	**0**	**29,826**	**0**	**0**	**0**	**0**	**0**	**0**	**37,374**	**0**	**0**	**0**	**0**
GENERAL FUNDS REQUIRED							**0**	**0**	**0**	**0**	**0**	**0**	**0**	**0**	**0**	**0**	**0**	**0**	**0**	**0**	**0**	**0**

Comments

Shire of Donnybrook Balingup

Asset Management Plan - Buildings
2023/24

Commercial Premises (Bendigo Bank)

Dep Replacement Cost	$104,000		Asset Consumption Ratio =		53.06%		0	1	2	3	4	5	6	7	8	9	10	11	12	13	14	15
Replacement Value	$196,000		Asset Condition Rating		5																	
Asset Number	20674	No of years to project (Optimal)	No of years to project (Council)	Component baselife (Optimal)	Component baselife (Council)	Estimated *Cost*	Backlog *2023/24*	2023/24	2024/25	2025/26	2026/27	2027/28	2028/29	2029/30	2030/31	2031/32	2032/33	2033/34	2034/35	2035/36	2036/37	2037/38
Year	1985					$																
EXPENDITURE																						
Capital Upgrades / Expansion																						
Nil		1	1	1	1	0	0	0	0	0	0	0	0	0	0	0	0	0	0	0	0	0
Total - Capital Upgrades / Expansion							*0*	*0*	*0*	*0*	*0*	*0*	*0*	*0*	*0*	*0*	*0*	*0*	*0*	*0*	*0*	*0*
Capital Renewal																						
Backlog 2021/22 - Repaint Exterior		10	10	10	10	5,200	0	0	0	0	0	0	0	0	0	0	6,988	0	0	0	0	0
Renew Gutters & Downpipes		20	20	20	20	3,200	0	0	0	0	0	0	0	0	0	0	0	0	0	0	0	0
Reroof Cladding		4	4	30	30	31,000	0	0	0	0	34,891	0	0	0	0	0	0	0	0	0	0	0
Re-seal Car Park		12	12	15	15	4,100	0	0	0	0	0	0	0	0	0	0	0	0	5,846	0	0	0
Smoke Alarms		7	7	10	10	1,050	0	0	0	0	0	0	0	1,291	0	0	0	0	0	0	0	0
Total - Capital Renewal							*0*	*0*	*0*	*0*	*34,891*	*0*	*0*	*1,291*	*0*	*0*	*6,988*	*0*	*5,846*	*0*	*0*	*0*
TOTAL EXPENDITURE							**0**	**0**	**0**	**0**	**34,891**	**0**	**0**	**1,291**	**0**	**0**	**6,988**	**0**	**5,846**	**0**	**0**	**0**
REVENUE																						
Borrowings							0	0	0	0	0	0	0	0	0	0	0	0	0	0	0	0
Building Reserve							0	0	0	0	34,891	0	0	1,291	0	0	6,988	0	5,846	0	0	0
Grants							0	0	0	0	0	0	0	0	0	0	0	0	0	0	0	0
Other Reserves							0	0	0	0	0	0	0	0	0	0	0	0	0	0	0	0
TOTAL REVENUE							**0**	**0**	**0**	**0**	**34,891**	**0**	**0**	**1,291**	**0**	**0**	**6,988**	**0**	**5,846**	**0**	**0**	**0**
GENERAL FUNDS REQUIRED							**0**	**0**	**0**	**0**	**0**	**0**	**0**	**0**	**0**	**0**	**0**	**0**	**0**	**0**	**0**	**0**

Comments

Shire of Donnybrook Balingup

Asset Management Plan - Buildings
2023/24

Commercial Premises (Bendigo Bank) - Shed

Dep Replacement Cost	$5,400		Asset Consumption Ratio =		36.00%		0	1	2	3	4	5	6	7	8	9	10	11	12	13	14	15
Replacement Value	$15,000		Asset Condition Rating		7																	
Asset Number	20786	No of years to project (Optimal)	No of years to project (Council)	Component baselife (Optimal)	Component baselife (Council)	Estimated *Cost*	Backlog *2023/24*	2023/24	2024/25	2025/26	2026/27	2027/28	2028/29	2029/30	2030/31	2031/32	2032/33	2033/34	2034/35	2035/36	2036/37	2037/38
Year	2000					$																
EXPENDITURE																						
Capital Upgrades / Expansion																						
Nil		1	1	1	1	0	0	0	0	0	0	0	0	0	0	0	0	0	0	0	0	0
Total - Capital Upgrades / Expansion							*0*	*0*	*0*	*0*	*0*	*0*	*0*	*0*	*0*	*0*	*0*	*0*	*0*	*0*	*0*	*0*
Capital Renewal																						
Nil		1	1	1	1	0	0	0	0	0	0	0	0	0	0	0	0	0	0	0	0	0
Total - Capital Renewal							*0*	*0*	*0*	*0*	*0*	*0*	*0*	*0*	*0*	*0*	*0*	*0*	*0*	*0*	*0*	*0*
TOTAL EXPENDITURE							**0**	**0**	**0**	**0**	**0**	**0**	**0**	**0**	**0**	**0**	**0**	**0**	**0**	**0**	**0**	**0**
REVENUE																						
Borrowings							0	0	0	0	0	0	0	0	0	0	0	0	0	0	0	0
Building Reserve							0	0	0	0	0	0	0	0	0	0	0	0	0	0	0	0
Grants							0	0	0	0	0	0	0	0	0	0	0	0	0	0	0	0
Other Reserves							0	0	0	0	0	0	0	0	0	0	0	0	0	0	0	0
TOTAL REVENUE							**0**	**0**	**0**	**0**	**0**	**0**	**0**	**0**	**0**	**0**	**0**	**0**	**0**	**0**	**0**	**0**
GENERAL FUNDS REQUIRED							**0**	**0**	**0**	**0**	**0**	**0**	**0**	**0**	**0**	**0**	**0**	**0**	**0**	**0**	**0**	**0**

Comments

Shire of Donnybrook Balingup

Asset Management Plan - Buildings
2023/24

Goods Shed - Donnybrook

							0	1	2	3	4	5	6	7	8	9	10	11	12	13	14	15
Dep Replacement Cost	$930,000		Asset Consumption Ratio =		77.50%																	
Replacement Value	$1,200,000		Asset Condition Rating		1																	
Asset Number	20726	No of years to project (Optimal)	No of years to project (Council)	Component baselife (Optimal)	Component baselife (Council)	Estimated *Cost*	Backlog *2023/24*	2023/24	2024/25	2025/26	2026/27	2027/28	2028/29	2029/30	2030/31	2031/32	2032/33	2033/34	2034/35	2035/36	2036/37	2037/38
Year	2022					$																
EXPENDITURE																						
Capital Upgrades / Expansion																						
Nil		1	1	1	1	0	0	0	0	0	0	0	0	0	0	0	0	0	0	0	0	0
Total - Capital Upgrades / Expansion							*0*	*0*	*0*	*0*	*0*	*0*	*0*	*0*	*0*	*0*	*0*	*0*	*0*	*0*	*0*	*0*
Capital Renewal																						
Airconditioning Units x 2		8	8	10	10	30,000	0	0	0	0	0	0	0	0	38,003	0	0	0	0	0	0	0
Kitchen - Shelving		13	13	15	15	15,000	0	0	0	0	0	0	0	0	0	0	0	0	0	22,028	0	0
Kitchen - Appliances		8	8	10	10	25,000	0	0	0	0	0	0	0	0	31,669	0	0	0	0	0	0	0
Kitchen - Rangehood		8	8	10	10	5,500	0	0	0	0	0	0	0	0	6,967	0	0	0	0	0	0	0
Bar - Counter & Shelving		13	13	15	15	7,500	0	0	0	0	0	0	0	0	0	0	0	0	0	11,014	0	0
Bar - Appliances		8	8	10	10	19,000	0	0	0	0	0	0	0	0	24,069	0	0	0	0	0	0	0
Cool Room - Compressor		8	8	10	10	10,000	0	0	0	0	0	0	0	0	12,668	0	0	0	0	0	0	0
TV's x 3		5	5	7	7	10,000	0	0	0	0	0	11,593	0	0	0	0	0	0	14,258	0	0	0
Flooring - Vinyl		8	8	10	10	10,000	0	0	0	0	0	0	0	0	12,668	0	0	0	0	0	0	0
Toilets - Hardware		13	13	15	15	15,000	0	0	0	0	0	0	0	0	0	0	0	0	0	22,028	0	0
Luminaire Replacement		4	4	6	6	10,000	0	0	0	0	11,255	0	0	0	0	0	13,439	0	0	0	0	0
Security System		3	3	5	5	5,000	0	0	0	5,464	0	0	0	0	6,334	0	0	0	0	7,343	0	0
Hot Water Unit		8	8	10	10	2,500	0	0	0	0	0	0	0	0	3,167	0	0	0	0	0	0	0
Painting - Internal		5	5	7	7	8,000	0	0	0	0	0	9,274	0	0	0	0	0	0	11,406	0	0	0
Total - Capital Renewal							*0*	*0*	*0*	*5,464*	*11,255*	*20,867*	*0*	*0*	*135,544*	*0*	*13,439*	*0*	*25,664*	*62,413*	*0*	*0*
TOTAL EXPENDITURE							**0**	**0**	**0**	**5,464**	**11,255**	**20,867**	**0**	**0**	**135,544**	**0**	**13,439**	**0**	**25,664**	**62,413**	**0**	**0**
REVENUE																						
Borrowings							0	0	0	0	0	0	0	0	0	0	0	0	0	0	0	0
Building Reserve							0	0	0	5,464	11,255	20,867	0	0	135,544	0	13,439	0	25,664	62,413	0	0
Grants							0	0	0	0	0	0	0	0	0	0	0	0	0	0	0	0
Other Reserves							0	0	0	0	0	0	0	0	0	0	0	0	0	0	0	0
TOTAL REVENUE							**0**	**0**	**0**	**5,464**	**11,255**	**20,867**	**0**	**0**	**135,544**	**0**	**13,439**	**0**	**25,664**	**62,413**	**0**	**0**
GENERAL FUNDS REQUIRED							**0**	**0**	**0**	**0**	**0**	**0**	**0**	**0**	**0**	**0**	**0**	**0**	**0**	**0**	**0**	**0**

Comments

Shire of Donnybrook Balingup

Asset Management Plan - Buildings
2023/24

Donnybrook Library

Dep Replacement Cost	$2,400,000		Asset Consumption Ratio =		68.57%		0	1	2	3	4	5	6	7	8	9	10	11	12	13	14	15
Replacement Value	$3,500,000		Asset Condition Rating		1																	
Asset Number	20605	No of years to	No of years to	Component	Component	Estimated	Backlog	2023/24	2024/25	2025/26	2026/27	2027/28	2028/29	2029/30	2030/31	2031/32	2032/33	2033/34	2034/35	2035/36	2036/37	2037/38
Year	1998	project	project	baselife	baselife	*Cost*	*2023/24*															
		(Optimal)	(Council)	(Optimal)	(Council)	$																
EXPENDITURE																						
Capital Upgrades / Expansion																						
Nil		1	1	1	1	0	0	0	0	0	0	0	0	0	0	0	0	0	0	0	0	0
Total - Capital Upgrades / Expansion							*0*	*0*	*0*	*0*	*0*	*0*	*0*	*0*	*0*	*0*	*0*	*0*	*0*	*0*	*0*	*0*
Capital Renewal																						
Nil		1	1	1	1	0	0	0	0	0	0	0	0	0	0	0	0	0	0	0	0	0
Total - Capital Renewal							*0*	*0*	*0*	*0*	*0*	*0*	*0*	*0*	*0*	*0*	*0*	*0*	*0*	*0*	*0*	*0*
TOTAL EXPENDITURE							**0**	**0**	**0**	**0**	**0**	**0**	**0**	**0**	**0**	**0**	**0**	**0**	**0**	**0**	**0**	**0**
REVENUE																						
Borrowings							0	0	0	0	0	0	0	0	0	0	0	0	0	0	0	0
Building Reserve							0	0	0	0	0	0	0	0	0	0	0	0	0	0	0	0
Grants							0	0	0	0	0	0	0	0	0	0	0	0	0	0	0	0
Other Reserves							0	0	0	0	0	0	0	0	0	0	0	0	0	0	0	0
TOTAL REVENUE							**0**	**0**	**0**	**0**	**0**	**0**	**0**	**0**	**0**	**0**	**0**	**0**	**0**	**0**	**0**	**0**
GENERAL FUNDS REQUIRED							**0**	**0**	**0**	**0**	**0**	**0**	**0**	**0**	**0**	**0**	**0**	**0**	**0**	**0**	**0**	**0**

Comments
50% Equity as joint venture with the Education Department of WA

Donnybrook Museum Shed

Dep Replacement Cost	$90,000		Asset Consumption Ratio =		60.00%		**0**	**1**	**2**	**3**	**4**	**5**	**6**	**7**	**8**	**9**	**10**	**11**	**12**	**13**	**14**	**15**
Replacement Value	$150,000		Asset Condition Rating		4																	
Asset Number	20613	**No of years to project (Optimal)**	**No of years to project (Council)**	**Component baselife (Optimal)**	**Component baselife (Council)**	**Estimated *Cost***	**Backlog *2023/24***	**2023/24**	**2024/25**	**2025/26**	**2026/27**	**2027/28**	**2028/29**	**2029/30**	**2030/31**	**2031/32**	**2032/33**	**2033/34**	**2034/35**	**2035/36**	**2036/37**	**2037/38**
Year	1998																					
EXPENDITURE						$																
Capital Upgrades / Expansion																						
Nil		1	1	1	1	0	0	0	0	0	0	0	0	0	0	0	0	0	0	0	0	0
Total - Capital Upgrades / Expansion							*0*	*0*	*0*	*0*	*0*	*0*	*0*	*0*	*0*	*0*	*0*	*0*	*0*	*0*	*0*	*0*
Capital Renewal																						
Replace Skylight Roof Sheeting		8	8	10	10	720	0	0	0	0	0	0	0	0	912	0	0	0	0	0	0	0
Replace Gutters & Downpipes		18	18	20	20	1,550	0	0	0	0	0	0	0	0	0	0	0	0	0	0	0	0
Total - Capital Renewal							*0*	*0*	*0*	*0*	*0*	*0*	*0*	*0*	*912*	*0*	*0*	*0*	*0*	*0*	*0*	*0*
TOTAL EXPENDITURE							**0**	**0**	**0**	**0**	**0**	**0**	**0**	**0**	**912**	**0**	**0**	**0**	**0**	**0**	**0**	**0**
REVENUE																						
Borrowings							0	0	0	0	0	0	0	0	0	0	0	0	0	0	0	0
Building Reserve							0	0	0	0	0	0	0	0	912	0	0	0	0	0	0	0
Grants							0	0	0	0	0	0	0	0	0	0	0	0	0	0	0	0
Other Reserves							0	0	0	0	0	0	0	0	0	0	0	0	0	0	0	0
TOTAL REVENUE							**0**	**0**	**0**	**0**	**0**	**0**	**0**	**0**	**912**	**0**	**0**	**0**	**0**	**0**	**0**	**0**
GENERAL FUNDS REQUIRED							**0**	**0**	**0**	**0**	**0**	**0**	**0**	**0**	**0**	**0**	**0**	**0**	**0**	**0**	**0**	**0**

Comments

Shire of Donnybrook Balingup

Asset Management Plan - Buildings
2023/24

Donnybrook Railway Station

Dep Replacement Cost	$390,000		Asset Consumption Ratio =		57.35%		0	1	2	3	4	5	6	7	8	9	10	11	12	13	14	15
Replacement Value	$680,000		Asset Condition Rating		1																	
Asset Number	20620	No of years to project (Optimal)	No of years to project (Council)	Component baselife (Optimal)	Component baselife (Council)	Estimated *Cost*	Backlog *2023/24*	2023/24	2024/25	2025/26	2026/27	2027/28	2028/29	2029/30	2030/31	2031/32	2032/33	2033/34	2034/35	2035/36	2036/37	2037/38
Year	2001					$																
EXPENDITURE																						
Capital Upgrades / Expansion																						
Nil		1	1	1	1	0	0	0	0	0	0	0	0	0	0	0	0	0	0	0	0	0
Total - Capital Upgrades / Expansion							*0*	*0*	*0*	*0*	*0*	*0*	*0*	*0*	*0*	*0*	*0*	*0*	*0*	*0*	*0*	*0*
Capital Renewal																						
Pressure Clean Roof Tiles		12	12	14	14	4,000	0	0	0	0	0	0	0	0	0	0	0	0	5,703	0	0	0
Repaint Exterior (+ surrounding shelters)		5	5	7	7	20,000	0	0	0	0	0	23,185	0	0	0	0	0	0	28,515	0	0	0
Repaint Interior (Southern Wing)		5	5	14	14	8,300	0	0	0	0	0	9,622	0	0	0	0	0	0	0	0	0	0
Exterior Lights - Renew		5	5	14	14	4,200	0	0	0	0	0	4,869	0	0	0	0	0	0	0	0	0	0
Total - Capital Renewal							*0*	*0*	*0*	*0*	*0*	*37,676*	*0*	*0*	*0*	*0*	*0*	*0*	*34,218*	*0*	*0*	*0*
TOTAL EXPENDITURE							**0**	**0**	**0**	**0**	**0**	**37,676**	**0**	**0**	**0**	**0**	**0**	**0**	**34,218**	**0**	**0**	**0**
REVENUE																						
Borrowings							0	0	0	0	0	0	0	0	0	0	0	0	0	0	0	0
Building Reserve							0	0	0	0	0	37,676	0	0	0	0	0	0	34,218	0	0	0
Grants							0	0	0	0	0	0	0	0	0	0	0	0	0	0	0	0
Other Reserves							0	0	0	0	0	0	0	0	0	0	0	0	0	0	0	0
TOTAL REVENUE							**0**	**0**	**0**	**0**	**0**	**37,676**	**0**	**0**	**0**	**0**	**0**	**0**	**34,218**	**0**	**0**	**0**
GENERAL FUNDS REQUIRED							**0**	**0**	**0**	**0**	**0**	**0**	**0**	**0**	**0**	**0**	**0**	**0**	**0**	**0**	**0**	**0**

Comments

Shire of Donnybrook Balingup

Asset Management Plan - Buildings
2023/24

Dog Pound

Dep Replacement Cost	$6,400		Asset Consumption Ratio =		40.00%		0	1	2	3	4	5	6	7	8	9	10	11	12	13	14	15
Replacement Value	$16,000		Asset Condition Rating		6																	
Asset Number	20253	No of years to project (Optimal)	No of years to project (Council)	Component baselife (Optimal)	Component baselife (Council)	Estimated *Cost*	Backlog *2023/24*	2023/24	2024/25	2025/26	2026/27	2027/28	2028/29	2029/30	2030/31	2031/32	2032/33	2033/34	2034/35	2035/36	2036/37	2037/38
Year	1985					$																
EXPENDITURE																						
Capital Upgrades / Expansion																						
Nil		1	1	1	1	0	0	0	0	0	0	0	0	0	0	0	0	0	0	0	0	0
Total - Capital Upgrades / Expansion							*0*	*0*	*0*	*0*	*0*	*0*	*0*	*0*	*0*	*0*	*0*	*0*	*0*	*0*	*0*	*0*
Capital Renewal																						
Backlog 2021/22 - Off Grid Power Supply		-2	0	7	7	4,500	4,500	0	0	0	0	0	0	5,534	0	0	0	0	0	0	6,807	0
Total - Capital Renewal							*4,500*	*0*	*0*	*0*	*0*	*0*	*0*	*5,534*	*0*	*0*	*0*	*0*	*0*	*0*	*6,807*	*0*
TOTAL EXPENDITURE							**4,500**	**0**	**0**	**0**	**0**	**0**	**0**	**5,534**	**0**	**0**	**0**	**0**	**0**	**0**	**6,807**	**0**
REVENUE																						
Borrowings							0	0	0	0	0	0	0	0	0	0	0	0	0	0	0	0
Building Reserve							4,500	0	0	0	0	0	0	5,534	0	0	0	0	0	0	6,807	0
Grants							0	0	0	0	0	0	0	0	0	0	0	0	0	0	0	0
Other Reserves							0	0	0	0	0	0	0	0	0	0	0	0	0	0	0	0
TOTAL REVENUE							**4,500**	**0**	**0**	**0**	**0**	**0**	**0**	**5,534**	**0**	**0**	**0**	**0**	**0**	**0**	**6,807**	**0**
GENERAL FUNDS REQUIRED							**0**	**0**	**0**	**0**	**0**	**0**	**0**	**0**	**0**	**0**	**0**	**0**	**0**	**0**	**0**	**0**

Comments

Shire of Donnybrook Balingup

Asset Management Plan - Buildings
2023/24

Cat Pound

Dep Replacement Cost	$3,200		Asset Consumption Ratio =		40.00%		0	1	2	3	4	5	6	7	8	9	10	11	12	13	14	15
Replacement Value	$8,000		Asset Condition Rating		6																	
Asset Number	20678	No of years to	No of years to	Component	Component	Estimated	Backlog	2023/24	2024/25	2025/26	2026/27	2027/28	2028/29	2029/30	2030/31	2031/32	2032/33	2033/34	2034/35	2035/36	2036/37	2037/38
Year	1992	project	project	baselife	baselife	*Cost*	*2023/24*															
		(Optimal)	(Council)	(Optimal)	(Council)	$																
EXPENDITURE																						
Capital Upgrades / Expansion																						
Nil		1	1	1	1	0	0	0	0	0	0	0	0	0	0	0	0	0	0	0	0	0
Total - Capital Upgrades / Expansion							*0*	*0*	*0*	*0*	*0*	*0*	*0*	*0*	*0*	*0*	*0*	*0*	*0*	*0*	*0*	*0*
Capital Renewal																						
Backlog 2021/22 - Cat Cage Refurbishment /		-2	0	5	5	1,500	1,500	0	0	0	0	1,739	0	0	0	0	2,016	0	0	0	0	2,337
Backlog 2021/22 - Lighting Upgrade		-2	0	7	7	3,500	3,500	0	0	0	0	0	0	4,305	0	0	0	0	0	0	5,294	0
Backlog 2021/22 - Gutter Guards		-2	0	15	15	1,000	1,000	0	0	0	0	0	0	0	0	0	0	0	0	0	0	1,558
Total - Capital Renewal							*6,000*	*0*	*0*	*0*	*0*	*1,739*	*0*	*4,305*	*0*	*0*	*2,016*	*0*	*0*	*0*	*5,294*	*3,895*
TOTAL EXPENDITURE							**6,000**	**0**	**0**	**0**	**0**	**1,739**	**0**	**4,305**	**0**	**0**	**2,016**	**0**	**0**	**0**	**5,294**	**3,895**
REVENUE																						
Borrowings							0	0	0	0	0	0	0	0	0	0	0	0	0	0	0	0
Building Reserve							6,000	0	0	0	0	1,739	0	4,305	0	0	2,016	0	0	0	5,294	3,895
Grants							0	0	0	0	0	0	0	0	0	0	0	0	0	0	0	0
Other Reserves							0	0	0	0	0	0	0	0	0	0	0	0	0	0	0	0
TOTAL REVENUE							**6,000**	**0**	**0**	**0**	**0**	**1,739**	**0**	**4,305**	**0**	**0**	**2,016**	**0**	**0**	**0**	**5,294**	**3,895**
GENERAL FUNDS REQUIRED							**0**	**0**	**0**	**0**	**0**	**0**	**0**	**0**	**0**	**0**	**0**	**0**	**0**	**0**	**0**	**0**

Comments

Shire of Donnybrook Balingup

Asset Management Plan - Buildings
2023/24

Lions Club - Donnybrook

Dep Replacement Cost	$60,600		Asset Consumption Ratio =		30.76%		0	1	2	3	4	5	6	7	8	9	10	11	12	13	14	15
Replacement Value	$197,000		Asset Condition Rating		7																	
Asset Number	20617 + 20727	No of years to project (Optimal)	No of years to project (Council)	Component baselife (Optimal)	Component baselife (Council)	Estimated *Cost*	Backlog *2023/24*	2023/24	2024/25	2025/26	2026/27	2027/28	2028/29	2029/30	2030/31	2031/32	2032/33	2033/34	2034/35	2035/36	2036/37	2037/38
Year	2000					$																
EXPENDITURE																						
Capital Upgrades / Expansion																						
Nil		1	1	1	1	0	0	0	0	0	0	0	0	0	0	0	0	0	0	0	0	0
Total - Capital Upgrades / Expansion							*0*	*0*	*0*	*0*	*0*	*0*	*0*	*0*	*0*	*0*	*0*	*0*	*0*	*0*	*0*	*0*
Capital Renewal																						
Nil		1	1	1	1	0	0	0	0	0	0	0	0	0	0	0	0	0	0	0	0	0
Total - Capital Renewal							*0*	*0*	*0*	*0*	*0*	*0*	*0*	*0*	*0*	*0*	*0*	*0*	*0*	*0*	*0*	*0*
TOTAL EXPENDITURE							**0**	**0**	**0**	**0**	**0**	**0**	**0**	**0**	**0**	**0**	**0**	**0**	**0**	**0**	**0**	**0**
REVENUE																						
Borrowings							0	0	0	0	0	0	0	0	0	0	0	0	0	0	0	0
Building Reserve							0	0	0	0	0	0	0	0	0	0	0	0	0	0	0	0
Grants							0	0	0	0	0	0	0	0	0	0	0	0	0	0	0	0
Other Reserves							0	0	0	0	0	0	0	0	0	0	0	0	0	0	0	0
TOTAL REVENUE							**0**	**0**	**0**	**0**	**0**	**0**	**0**	**0**	**0**	**0**	**0**	**0**	**0**	**0**	**0**	**0**
GENERAL FUNDS REQUIRED							**0**	**0**	**0**	**0**	**0**	**0**	**0**	**0**	**0**	**0**	**0**	**0**	**0**	**0**	**0**	**0**

Comments
Allnut Street

Shire of Donnybrook Balingup

Asset Management Plan - Buildings
2023/24

Vacant Building - Lot 322, 1 Bentley Street, Donnybrook

Dep Replacement Cost	$204,000		Asset Consumption Ratio =		53.68%		0	1	2	3	4	5	6	7	8	9	10	11	12	13	14	15
Replacement Value	$380,000		Asset Condition Rating		5																	
Asset Number	20249	No of years to	No of years to	Component	Component	Estimated	Backlog	2023/24	2024/25	2025/26	2026/27	2027/28	2028/29	2029/30	2030/31	2031/32	2032/33	2033/34	2034/35	2035/36	2036/37	2037/38
Year	1985	project	project	baselife	baselife	*Cost*	*2023/24*															
		(Optimal)	(Council)	(Optimal)	(Council)	$																
EXPENDITURE																						
Capital Upgrades / Expansion																						
Nil		1	1	1	1	0	0	0	0	0	0	0	0	0	0	0	0	0	0	0	0	0
Total - Capital Upgrades / Expansion							*0*	*0*	*0*	*0*	*0*	*0*	*0*	*0*	*0*	*0*	*0*	*0*	*0*	*0*	*0*	*0*
Capital Renewal																						
Nil		1	1	1	1	0	0	0	0	0	0	0	0	0	0	0	0	0	0	0	0	0
Total - Capital Renewal							*0*	*0*	*0*	*0*	*0*	*0*	*0*	*0*	*0*	*0*	*0*	*0*	*0*	*0*	*0*	*0*
TOTAL EXPENDITURE							**0**	**0**	**0**	**0**	**0**	**0**	**0**	**0**	**0**	**0**	**0**	**0**	**0**	**0**	**0**	**0**
REVENUE																						
Borrowings							0	0	0	0	0	0	0	0	0	0	0	0	0	0	0	0
Building Reserve							0	0	0	0	0	0	0	0	0	0	0	0	0	0	0	0
Grants							0	0	0	0	0	0	0	0	0	0	0	0	0	0	0	0
Other Reserves							0	0	0	0	0	0	0	0	0	0	0	0	0	0	0	0
TOTAL REVENUE							**0**	**0**	**0**	**0**	**0**	**0**	**0**	**0**	**0**	**0**	**0**	**0**	**0**	**0**	**0**	**0**
GENERAL FUNDS REQUIRED							**0**	**0**	**0**	**0**	**0**	**0**	**0**	**0**	**0**	**0**	**0**	**0**	**0**	**0**	**0**	**0**

Comments
Former SES Building

Shire of Donnybrook Balingup

Asset Management Plan - Buildings
2023/24

Donnybrook Health Precinct Development

Dep Replacement Cost	N/A		Asset Consumption Ratio =		N/A		0	1	2	3	4	5	6	7	8	9	10	11	12	13	14	15
Replacement Value	N/A		Asset Condition Rating		N/A																	
Asset Number	N/A	No of years to project (Optimal)	No of years to project (Council)	Component baselife (Optimal)	Component baselife (Council)	Estimated *Cost*	Backlog *2023/24*	2023/24	2024/25	2025/26	2026/27	2027/28	2028/29	2029/30	2030/31	2031/32	2032/33	2033/34	2034/35	2035/36	2036/37	2037/38
Year	New																					
EXPENDITURE						$																
Capital Upgrades / Expansion																						
New Building		2	2	999	999	200,000	0	0	212,180	0	0	0	0	0	0	0	0	0	0	0	0	0
Total - Capital Upgrades / Expansion							*0*	*0*	*212,180*	*0*	*0*	*0*	*0*	*0*	*0*	*0*	*0*	*0*	*0*	*0*	*0*	*0*
Capital Renewal																						
Nil		1	1	1	1	0	0	0	0	0	0	0	0	0	0	0	0	0	0	0	0	0
Total - Capital Renewal							*0*	*0*	*0*	*0*	*0*	*0*	*0*	*0*	*0*	*0*	*0*	*0*	*0*	*0*	*0*	*0*
TOTAL EXPENDITURE							**0**	**0**	**212,180**	**0**	**0**	**0**	**0**	**0**	**0**	**0**	**0**	**0**	**0**	**0**	**0**	**0**
REVENUE																						
Borrowings							0	0	0	0	0	0	0	0	0	0	0	0	0	0	0	0
Building Reserve							0	0	0	0	0	0	0	0	0	0	0	0	0	0	0	0
Grants							0	0	212,180	0	0	0	0	0	0	0	0	0	0	0	0	0
Other Reserves							0	0	0	0	0	0	0	0	0	0	0	0	0	0	0	0
TOTAL REVENUE							**0**	**0**	**212,180**	**0**	**0**	**0**	**0**	**0**	**0**	**0**	**0**	**0**	**0**	**0**	**0**	**0**
GENERAL FUNDS REQUIRED							**0**	**0**	**0**	**0**	**0**	**0**	**0**	**0**	**0**	**0**	**0**	**0**	**0**	**0**	**0**	**0**

Comments
Source: 2020/21 Long Term Financial Plan

Attachment 9.2.4(4)

Shire of Donnybrook Balingup

Asset Management Plan Vehicles

2023/24



Index

Introduction		1
Basis of Costings		1
CPI Indexing		1
Funding		1
Reserve Funds		2
Risk Management		2
Bush Fire Brigades		2
Summary Information		
Consolidated Summary		3
Plant Reserve Fund Summary		4
Reserve Graphs		5
Borrowings Summary		6
Sale Revenue Summary		7
Vehicles		
P4517A	Grader	8
P2462A	Grader	9
P2201A	Loader	10
P1250B	Loader	11
P754B	Backhoe	12
P4550B	Truck Tipper	13
P1149B	Tip Truck	14
P4170A	Tip Truck	15
P2134B	Medium Tip Truck	16
P4050B	Prime Mover	17
P799B	Service Truck (Dual Cab)	18
P6232	Plant Trailer	19
P6292	Tandum Wheel Tailer (Water Tank)	20
P6248	Pig Trailer	21
P18069	Bogie Axle Semi Tipping Trailer	22
P18228	Low Loader Float	23
P5830	Car Trailer	24
P6465	Box Trailer (Water Tank)	25
P18066	Trailer	26
P6008	Trailer	27
P18295	Trailer	28
P18103	Trailer	39
P6381	Generator Trailer	30
P008C	Multi Tyred Roller	31
P2114A	Vibrating Roller	32
P4806	Tractor	33
P1027C	Tractor	34
P5O	CEO	35
P009H	Executive Manager Corporate & Community Services	36
P2222G	Manager Works & Services	37
P15L	Principal Projects Manager	38
P463L	Principal Town Planner	39
P252J	Principal Environmental Health Officer	40
P112G	Works Supervisor	41
P4647B	Parks & Gardens (Dbk)	42
P102C	Parks & Gardens Supervisor	43
P117C	Parks & Gardens Supervisor	44
P646C	4 x 2 Ute	45
P419A	4 x 2 Ute	46
P346B	4 x 4 Ute - Coordinator Technical Services	47
P92G	Ute - Senior Ranger	48
P631D	Ute - Princ Building Surveyor	19
P193F	Ride on Mower 72" - Dbk	50
P606B	Ride on Mower 60" - Balingup	51
P898F	Ride on Mower (zero turn)	52
P271A	Ride on Sweeper	53
P6066	Trailer	54
P6083	Cement Mixer Trailer	55
P8250	Executive Manager Operations	56
1TXQ265	Trailer (Tipping)	57
DB 18465	Trailer (Water Tank)	58
New Vehicles		
New 1	Ute - Depot / Mechanic	59
TBA - New	Ute - Construction / P&G	60
New	Ute - Depot	61

Introduction

The purpose of this document is to provide a strategy for funding the Shire's vehicle fleet.

This strategy will plan for the timing and financing of;
a) Essential new vehicles.
b) Cyclical replacement of existing vehicles.

A long term vehicle replacement program is important for two reasons.
1. Maintain a reliable fleet to ensure that service delivery is maintained at an economical cost.
2. To plan for future cash flow demands.

The Shire of Donnybrook-Balingup currently maintains a fleet that is used to carry out its The fleet comprises of vehicles from trailers through to heavy road construction plant.

Due to the depreciable nature of these assets, it is necessary to plan for their cyclical replacement. Balancing the increasing cost of maintenance with the diminishing trade-in value as they age is important so as to minimise the net cost to the community.

The challenge that faces Council is to provide funds for new plant whilst ensuring the existing fleet is maintained at an acceptable standard.

This asset management plan will assist the current and future Councils by ensuring the Shire of Donnybrook-Balingup has a financial capacity to meet the demands of funding our fleet.

This plan covers the next 10 financial years. A review of this plan will be undertaken by Council annually. During this process, items may be added, removed or reprioritised.

Basis of Costings

This defines the way costs have been arrived at for the plan.

Year 1 - Budget Accuracy
Years 2 & 3 - Current Cost + Price Indexation
Years 4 to 10 - Indicative

Price Indexing

Forward estimates for price increases are estimates a rate of 3.00% pa

Funding

All expenditure is funded 100% from Reserve Funds. By determining an annual budget allocation to Reserve, all new & replacement vehicles will be funded from a predetermined, fixed annual budget allocation.

Reserve Funds

Council will maintain a reserve fund for the acquisition of assets within this plan. Once an item of plant is scheduled, annual budget allocations will commence to ensure the required funds are available in the planned year.

Risk Management

The fleet will be fully insured.
Users shall hold a current drivers license.

Bush Fire Brigades

Volunteer Bush Fire Brigade vehicles are funded 100% from the Emergency Services Levy (ESL) and are not included within this document.

Useful Life Estimates

Source
Uniqco International Pty Ltd - Fleet Review for Shire of Donnybrook-Balingup 23 February 2017

Shire of Donnybrook Balingup

Asset Management Plan -Vehicles
2023/24

CONSOLIDATED SUMMARY

			2023/24	2024/25	2025/26	2026/27	2027/28	2028/29	2029/30	2030/31	2031/32	2032/33
EXPENDITURE												
Plant #	**Rego**	**Description**										
Replacement												
P4517A	DB 4517	Grader	0	0	404,309	0	0	0	0	0	0	0
P2462A	DB 2642	Grader	0	0	0	0	0	0	0	0	482,766	0
P2201A	DB 2201	Loader	0	0	0	0	382,560	0	0	0	0	0
P1250B	DB 1250	Loader	0	350,097	0	0	0	0	0	0	0	0
P754B	DB 754	Backhoe	0	0	0	0	0	0	0	240,686	0	0
P4550B	DB 4550	Truck Tipper	0	0	0	0	0	0	0	0	131,782	0
P1149B	DB 1149	Tip Truck	0	0	0	0	246,925	0	0	0	0	0
P4170A	DB 4170	Tip Truck	0	0	0	0	0	254,333	0	0	0	0
P2134B	DB 2134	Medium Tip Truck	113,300	0	0	0	0	0	0	0	0	0
P4050B	DB 4050	Prime Mover	0	0	0	0	0	0	0	0	300,098	0
P799B	DB 799	Service Truck (Dual Cab)	113,300	0	0	0	0	0	0	0	0	0
P6232	DB 6232	Plant Trailer	0	0	0	0	0	0	0	0	0	0
P6292	DB 6292	Tandum Wheel Tailer (Water Tank)	0	0	0	11,255	0	0	0	0	0	0
P6248	DB 6248	Pig Trailer	0	0	52,451	0	0	0	0	0	0	0
P18069	DB 18069	Bogie Axle Semi Tipping Trailer	87,550	0	0	0	0	0	0	0	0	0
P18228	DB 18228	Low Loader Float	0	0	0	0	0	0	0	83,607	0	0
P5830	DB 5830	Car Trailer	0	0	0	0	0	0	0	0	0	0
P6465	DB 6465	Box Trailer (Water Tank)	0	5,092	0	0	0	0	0	0	0	0
P18066	DB 18066	Trailer	0	0	0	0	2,898	0	0	0	0	0
P6008	DB 6008	Trailer	0	0	0	0	0	0	0	0	0	0
P18295	DB 18295	Trailer	0	0	0	0	0	0	0	0	4,175	0
P18103	DB 18103	Trailer	0	0	0	0	2,898	0	0	0	0	0
P6381	DB 6381	Trailer	0	3,395	0	0	0	0	0	0	0	0
P008C	DB 008	Multi Tyred Roller	0	0	0	168,826	0	0	0	0	0	0
P2114A	DB 2114	Vibrating Roller	0	0	0	0	0	0	0	190,016	0	0
P4806	DB 4806	Tractor	0	0	0	0	92,742	0	0	0	0	0
P1027C	DB 1027	Tractor	0	0	87,418	0	0	0	0	0	0	0
P5O	DB 5	CEO	63,345	0	0	0	0	73,434	0	0	0	0
P009H	DB 009	Executive Manager Corporate & Community Services	53,045	0	0	0	0	61,494	0	0	0	0
P2222G	DB 2222	Manager Works & Services	0	0	0	0	55,645	0	0	0	62,629	0
P15L	DB 15	Principal Projects Manager	0	0	36,060	0	0	0	0	41,803	0	0
P463L	DB 463	Principal Town Planner	0	35,010	0	0	0	39,404	0	0	0	44,349
P252J	DB 252	Principal Environmental Health Officer	33,990	0	0	0	38,256	0	0	0	43,058	0
P112G	DB 112	Works Supervisor	0	0	0	0	48,690	0	0	0	54,800	0
P4647B	DB 4647	Parks & Gardens (Dbk)	0	0	0	0	39,415	0	0	0	0	45,693
P102C	DB 102	Parks & Gardens Supervisor	0	0	0	0	48,690	0	0	0	0	56,444
P117C	DB 117	Parks & Gardens Supervisor	0	0	40,431	0	0	0	0	46,870	0	0
P646C	DB 646	4 x 2 Ute	0	0	0	40,518	0	0	0	0	46,972	0
P419A	DB 419	4 x 2 Ute	0	0	0	0	37,097	0	0	0	0	43,005
P346B	DB 346	4 x 4 Ute - Coordinator Technical Services	0	0	0	46,146	0	0	0	0	53,496	0
P92G	DB 92	Ute - Senior Ranger	0	0	71,027	0	0	77,613	0	0	84,810	0
P631D	DB 631	Ute - Princ Building Surveyor	0	0	0	39,393	0	0	0	0	45,667	0
P193F	DB 193	Ride on Mower 72" - Dbk	0	0	0	63,028	0	66,867	0	70,939	0	75,259
P606B	DB 606	Ride on Mower 60" - Balingup	0	0	0	69,782	0	0	76,252	0	0	83,323
P898F	DB 898	Ride on Mower (zero turn)	0	0	31,689	0	0	34,628	0	0	37,838	0
P271A	DB 271	Ride on Sweeper	0	0	44,802	0	0	0	0	0	0	0
P6066	DB 6066	Trailer	0	0	0	0	0	0	0	0	0	0
P6083	DB 6083	Trailer	0	0	0	0	3,652	0	0	0	0	0
P8250	DB 8250	Executive Manager Operations	0	0	0	57,401	0	0	0	64,605	0	0
P1TXQ265	1TXQ265	Trailer (Tipping)	0	0	0	0	0	0	0	0	0	0
PDB18465A	DB 18465	Trailer (Water Tank)	0	0	0	0	0	0	0	0	0	0
New 1	New	Ute - Depot / Mechanic	0	0	0	0	0	33,433	0	0	0	0
TBA - New	TBA	Ute - Construction / P&G	0	0	0	0	42,431	0	0	0	0	49,189
New 3	New	Ute - Depot	0	0	0	0	0	0	0	0	0	0
Total - Replacement			***464,530***	***393,594***	***768,187***	***496,349***	***1,041,899***	***641,206***	***76,252***	***738,527***	***1,348,092***	***397,263***
New Vehicles												
New 1	TBA	Ute - Depot / Mechanic	28,840	0	0	0	0	0	0	0	0	0
New 3	New	Ute - Depot	0	0	0	0	0	41,792	0	0	0	0
Total - New Plant			***28,840***	***0***	***0***	***0***	***0***	***41,792***	***0***	***0***	***0***	***0***
TOTAL EXPENDITURE			**493,370**	**393,594**	**768,187**	**496,349**	**1,041,899**	**682,998**	**76,252**	**738,527**	**1,348,092**	**397,263**
FUNDING												
Reserve Funds			360,397	301,607	513,554	343,280	697,529	425,680	62,724	522,163	857,738	265,290
Borrowings			0	0	0	0	0	0	0	0	0	0
Sale Revenue			132,973	91,987	254,633	153,069	344,370	257,318	13,529	216,364	490,353	131,973
TOTAL FUNDING			**493,370**	**393,594**	**768,187**	**496,349**	**1,041,899**	**682,998**	**76,252**	**738,527**	**1,348,092**	**397,263**
TOTAL GENERAL FUNDS REQUIRED			**0**	**0**	**0**	**0**	**0**	**0**	**0**	**0**	**0**	**0**

Shire of Donnybrook Balingup

Asset Management Plan -Vehicles
2023/24

VEHICLE RESERVE FUND SUMMARY

			2023/24	2024/25	2025/26	2026/27	2027/28	2028/29	2029/30	2030/31	2031/32	2032/33
RESERVE												
Plant #	**Rego**	**Description**										
Replacement												
P4517A	DB 4517	Grader	0	0	262,254	0	0	0	0	0	0	0
P2462A	DB 2642	Grader	0	0	0	0	0	0	0	0	313,146	0
P2201A	DB 2201	Loader	0	0	0	0	301,411	0	0	0	0	0
P1250B	DB 1250	Loader	0	275,834	0	0	0	0	0	0	0	0
P754B	DB 754	Backhoe	0	0	0	0	0	0	0	176,081	0	0
P4550B	DB 4550	Truck Tipper	0	0	0	0	0	0	0	0	99,163	0
P1149B	DB 1149	Tip Truck	0	0	0	0	151,865	0	0	0	0	0
P4170A	DB 4170	Tip Truck	0	0	0	0	0	156,421	0	0	0	0
P2134B	DB 2134	Medium Tip Truck	92,185	0	0	0	0	0	0	0	0	0
P4050B	DB 4050	Truck	0	0	0	0	0	0	0	0	193,106	0
P799B	DB 799	Service Truck (Dual Cab)	87,550	0	0	0	0	0	0	0	0	0
P6232	DB 6232	Plant Trailer	0	0	0	0	0	0	0	0	0	0
P6292	DB 6292	Tandum Wheel Tailer (Water Tank)	0	0	0	11,255	0	0	0	0	0	0
P6248	DB 6248	Pig Trailer	0	0	49,063	0	0	0	0	0	0	0
P18069	DB 18069	Bogie Axle Semi Tipping Trailer	82,297	0	0	0	0	0	0	0	0	0
P18228	DB 18228	Low Loader Float	0	0	0	0	0	0	0	76,893	0	0
P5830	DB 5830	Car Trailer	0	0	0	0	0	0	0	0	0	0
P6465	DB 6465	Box Trailer (Water Tank)	0	5,092	0	0	0	0	0	0	0	0
P18066	DB 18066	Trailer	0	0	0	0	2,898	0	0	0	0	0
P6008	DB 6008	Trailer	0	0	0	0	0	0	0	0	0	0
P18295	DB 18295	Trailer	0	0	0	0	0	0	0	0	3,503	0
P18103	DB 18103	Trailer	0	0	0	0	2,261	0	0	0	0	0
P6381	DB 6381	Trailer	0	2,858	0	0	0	0	0	0	0	0
P008C	DB 008	Multi Tyred Roller	0	0	0	123,806	0	0	0	0	0	0
P2114A	DB 2114	Vibrating Roller	0	0	0	0	0	0	0	138,078	0	0
P4806	DB 4806	Tractor	0	0	0	0	62,601	0	0	0	0	0
P1027C	DB 1027	Tractor	0	0	59,007	0	0	0	0	0	0	0
P5O	DB 5	CEO	24,720	0	0	0	0	28,657	0	0	0	0
P009H	DB 009	Executive Manager Corporate & Communit	27,810	0	0	0	0	32,239	0	0	0	0
P2222G	DB 2222	Manager Works & Services	0	0	0	0	33,039	0	0	0	37,186	0
P15L	DB 15	Principal Projects Manager	0	0	18,030	0	0	0	0	20,902	0	0
P463L	DB 463	Principal Town Planner	0	17,823	0	0	0	20,060	0	0	0	22,578
P252J	DB 252	Principal Environmental Health Officer	16,995	0	0	0	19,128	0	0	0	21,529	0
P112G	DB 112	Works Supervisor	0	0	0	0	23,185	0	0	0	26,095	0
P4647B	DB 4647	Parks & Gardens (Dbk)	0	0	0	0	20,867	0	0	0	0	24,190
P102C	DB 102	Parks & Gardens Supervisor	0	0	0	0	34,778	0	0	0	0	40,317
P117C	DB 117	Parks & Gardens Supervisor	0	0	16,391	0	0	0	0	19,002	0	0
P646C	DB 646	4 x 2 Ute	0	0	0	25,887	0	0	0	0	30,010	0
P419A	DB 419	4 x 2 Ute	0	0	0	0	18,548	0	0	0	0	21,503
P346B	DB 346	4 x 4 Ute - Coordinator Technical Services	0	0	0	21,385	0	0	0	0	24,791	0
P92G	DB 92	Ute - Senior Ranger	0	0	46,987	0	0	51,344	0	0	56,105	0
P631D	DB 631	Ute - Princ Building Surveyor	0	0	0	22,510	0	0	0	0	26,095	0
P193F	DB 193	Ride on Mower 72" - Dbk	0	0	0	50,648	0	53,732	0	57,005	0	60,476
P606B	DB 606	Ride on Mower 60" - Balingup	0	0	0	57,401	0	0	62,724	0	0	68,540
P898F	DB 898	Ride on Mower (zero turn)	0	0	22,619	0	0	24,717	0	0	27,009	0
P271A	DB 271	Ride on Sweeper	0	0	39,202	0	0	0	0	0	0	0
P6066	DB 6066	Trailer	0	0	0	0	0	0	0	0	0	0
P6083	DB 6083	Trailer	0	0	0	0	3,065	0	0	0	0	0
P8250	DB 8250	Executive Manager Operations	0	0	0	30,389	0	0	0	34,203	0	0
P1TXQ265	1TXQ265	Trailer (Tipping)	0	0	0	0	0	0	0	0	0	0
PDB18465A	DB 18465	Trailer (Water Tank)	0	0	0	0	0	0	0	0	0	0
TBA - New	TBA	Ute - Construction / P&G	0	0	0	0	23,882	0	0	0	0	27,686
New Vehicles												
New 1	New	Ute - Depot / Mechanic	28,840	0	0	0	0	16,717	0	0	0	0
New 3	New	Ute - Depot	0	0	0	0	0	41,792	0	0	0	0
TOTAL RESERVE FUNDS REQUIRED			**360,397**	**301,607**	**513,554**	**343,280**	**697,529**	**425,680**	**62,724**	**522,163**	**857,738**	**265,290**
Annual Reserve Transfer Allocation			350,000	375,000	400,000	425,000	450,000	475,000	500,000	525,000	550,000	575,000
Interest Earnings			0	0	0	0	0	0	0	0	0	0
RESERVE SURPLUS (DEFICIT)			**249,648**	**323,041**	**209,486**	**291,206**	**43,677**	**92,997**	**530,274**	**533,111**	**225,373**	**535,082**

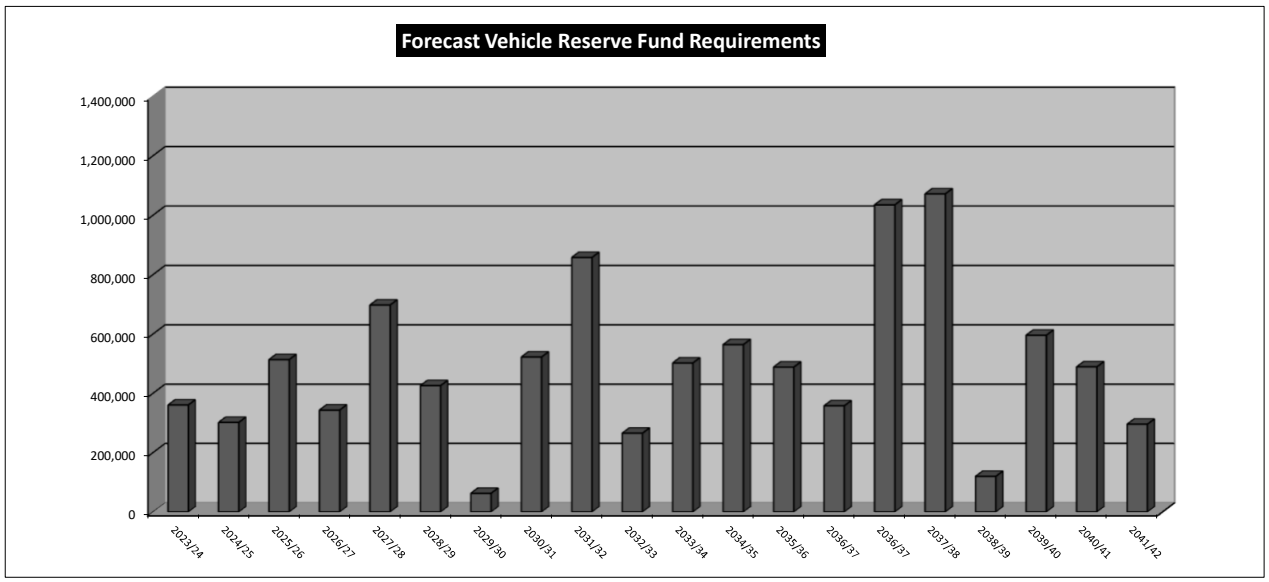
Forecast Vehicle Reserve Fund Requirements
1,400,000
1,200,000
1,000,000
800,000
600,000
400,000
200,000
0
2023/24
2024/25
2025/26
2026/27
2027/28
2028/29
2029/30
2030/31
2031/32
2032/33
2033/34
2034/35
2035/36
2036/37
2036/37
2037/38
2038/39
2039/40
2040/41
2041/42

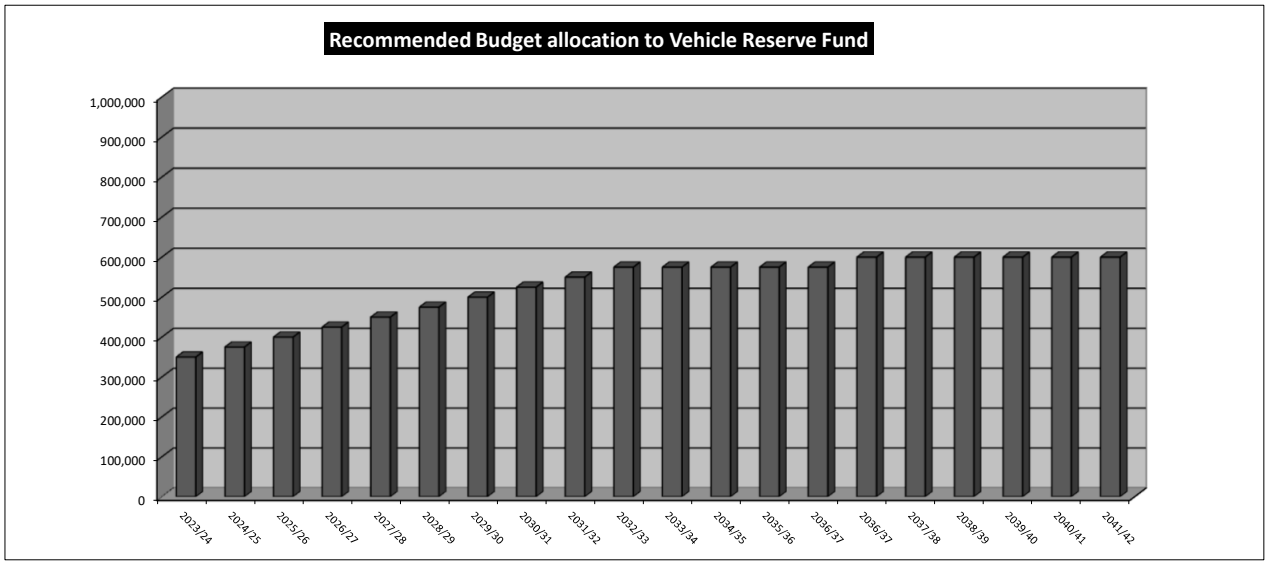
Recommended Budget allocation to Vehicle Reserve Fund
1,000,000
900,000
800,000
700,000
600,000
500,000
400,000
300,000
200,000
100,000
0
2023/24
2024/25
2025/26
2026/27
2027/28
2028/29
2029/30
2030/31
2031/32
2032/33
2033/34
2034/35
2035/36
2036/37
2036/37
2037/38
2038/39
2039/40
2040/41
2041/42

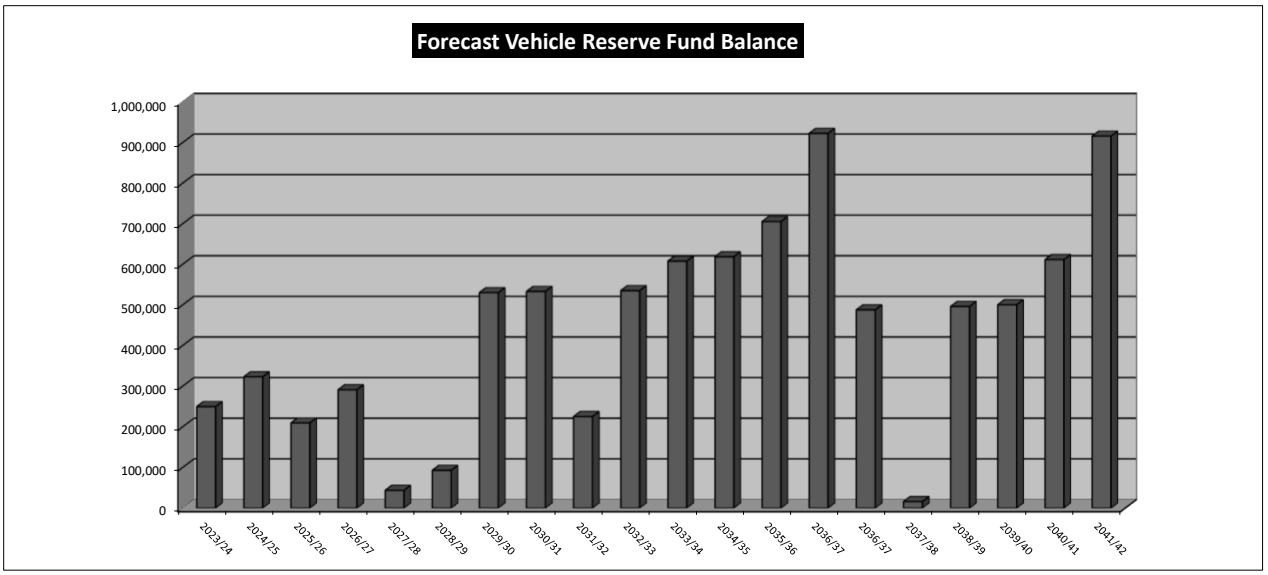
Forecast Vehicle Reserve Fund Balance
1,000,000
900,000
800,000
700,000
600,000
500,000
400,000
300,000
200,000
100,000
0
2023/24
2024/25
2025/26
2026/27
2027/28
2028/29
2029/30
2030/31
2031/32
2032/33
2033/34
2034/35
2035/36
2036/37
2036/37
2037/38
2038/39
2039/40
2040/41
2041/42

Shire of Donnybrook Balingup

Asset Management Plan -Vehicles
2023/24

BORROWINGS SUMMARY

			2023/24	2024/25	2025/26	2026/27	2027/28	2028/29	2029/30	2030/31	2031/32	2032/33
BORROWINGS												
Plant #	**Rego**	**Description**										
Replacement												
P4517A	DB 4517	Grader	0	0	0	0	0	0	0	0	0	0
P2462A	DB 2642	Grader	0	0	0	0	0	0	0	0	0	0
P2201A	DB 2201	Loader	0	0	0	0	0	0	0	0	0	0
P1250B	DB 1250	Loader	0	0	0	0	0	0	0	0	0	0
P754B	DB 754	Backhoe	0	0	0	0	0	0	0	0	0	0
P4550B	DB 4550	Truck Tipper	0	0	0	0	0	0	0	0	0	0
P1149B	DB 1149	Tip Truck	0	0	0	0	0	0	0	0	0	0
P4170A	DB 4170	Tip Truck	0	0	0	0	0	0	0	0	0	0
P2134B	DB 2134	Medium Tip Truck	0	0	0	0	0	0	0	0	0	0
P4050B	DB 4050	Prime Mover	0	0	0	0	0	0	0	0	0	0
P799B	DB 799	Service Truck (Dual Cab)	0	0	0	0	0	0	0	0	0	0
P6232	DB 6232	Plant Trailer	0	0	0	0	0	0	0	0	0	0
P6292	DB 6292	Tandum Wheel Tailer (Water Tank)	0	0	0	0	0	0	0	0	0	0
P6248	DB 6248	Pig Trailer	0	0	0	0	0	0	0	0	0	0
P18069	DB 18069	Bogie Axle Semi Tipping Trailer	0	0	0	0	0	0	0	0	0	0
P18228	DB 18228	Low Loader Float	0	0	0	0	0	0	0	0	0	0
P5830	DB 5830	Car Trailer	0	0	0	0	0	0	0	0	0	0
P6465	DB 6465	Box Trailer (Water Tank)	0	0	0	0	0	0	0	0	0	0
P18066	DB 18066	Trailer	0	0	0	0	0	0	0	0	0	0
P6008	DB 6008	Trailer	0	0	0	0	0	0	0	0	0	0
P18295	DB 18295	Trailer	0	0	0	0	0	0	0	0	0	0
P18103	DB 18103	Trailer	0	0	0	0	0	0	0	0	0	0
P6381	DB 6381	Trailer	0	0	0	0	0	0	0	0	0	0
P008C	DB 008	Multi Tyred Roller	0	0	0	0	0	0	0	0	0	0
P2114A	DB 2114	Vibrating Roller	0	0	0	0	0	0	0	0	0	0
P4806	DB 4806	Tractor	0	0	0	0	0	0	0	0	0	0
P1027C	DB 1027	Tractor	0	0	0	0	0	0	0	0	0	0
P5O	DB 5	CEO	0	0	0	0	0	0	0	0	0	0
P009H	DB 009	Executive Manager Corporate & Community Services	0	0	0	0	0	0	0	0	0	0
P2222G	DB 2222	Manager Works & Services	0	0	0	0	0	0	0	0	0	0
P15L	DB 15	Principal Projects Manager	0	0	0	0	0	0	0	0	0	0
P463L	DB 463	Principal Town Planner	0	0	0	0	0	0	0	0	0	0
P252J	DB 252	Principal Environmental Health Officer	0	0	0	0	0	0	0	0	0	0
P112G	DB 112	Works Supervisor	0	0	0	0	0	0	0	0	0	0
P4647B	DB 4647	Parks & Gardens (Dbk)	0	0	0	0	0	0	0	0	0	0
P102C	DB 102	Parks & Gardens Supervisor	0	0	0	0	0	0	0	0	0	0
P117C	DB 117	Parks & Gardens Supervisor	0	0	0	0	0	0	0	0	0	0
P646C	DB 646	4 x 2 Ute	0	0	0	0	0	0	0	0	0	0
P419A	DB 419	4 x 2 Ute	0	0	0	0	0	0	0	0	0	0
P346B	DB 346	4 x 4 Ute - Coordinator Technical Services	0	0	0	0	0	0	0	0	0	0
P92G	DB 92	Ute - Senior Ranger	0	0	0	0	0	0	0	0	0	0
P631D	DB 631	Ute - Princ Building Surveyor	0	0	0	0	0	0	0	0	0	0
P193F	DB 193	Ride on Mower 72" - Dbk	0	0	0	0	0	0	0	0	0	0
P606B	DB 606	Ride on Mower 60" - Balingup	0	0	0	0	0	0	0	0	0	0
P898F	DB 898	Ride on Mower (zero turn)	0	0	0	0	0	0	0	0	0	0
P271A	DB 271	Ride on Sweeper	0	0	0	0	0	0	0	0	0	0
P6066	DB 6066	Trailer	0	0	0	0	0	0	0	0	0	0
P6083	DB 6083	Trailer	0	0	0	0	0	0	0	0	0	0
P8250	DB 8250	Executive Manager Operations	0	0	0	0	0	0	0	0	0	0
P1TXQ265	1TXQ265	Trailer (Tipping)	0	0	0	0	0	0	0	0	0	0
PDB18465A	DB 18465	Trailer (Water Tank)	0	0	0	0	0	0	0	0	0	0
TBA - New	TBA	Ute - Construction / P&G	0	0	0	0	0	0	0	0	0	0
New Vehicles												
New 1	New	Ute - Depot / Mechanic	0	0	0	0	0	0	0	0	0	0
New 3	New	Ute - Depot	0	0	0	0	0	0	0	0	0	0
TOTAL NEW BORROWINGS REQUIRED			**0**	**0**	**0**	**0**	**0**	**0**	**0**	**0**	**0**	**0**

Shire of Donnybrook Balingup

Asset Management Plan -Vehicles
2023/24

SALE REVENUE SUMMARY

Sale Revenue

Plant #	Rego	Description	1 2023/24	2 2024/25	3 2025/26	4 2026/27	5 2027/28	6 2028/29	7 2029/30	8 2030/31	9 2031/32	10 2032/33
Replacement												
P4517A	DB 4517	Grader	0	0	142,055	0	0	0	0	0	0	0
P2462A	DB 2642	Grader	0	0	0	0	0	0	0	0	169,621	0
P2201A	DB 2201	Loader	0	0	0	0	81,149	0	0	0	0	0
P1250B	DB 1250	Loader	0	74,263	0	0	0	0	0	0	0	0
P754B	DB 754	Backhoe	0	0	0	0	0	0	0	64,605	0	0
P4550B	DB 4550	Truck Tipper	0	0	0	0	0	0	0	0	32,619	0
P1149B	DB 1149	Tip Truck	0	0	0	0	95,060	0	0	0	0	0
P4170A	DB 4170	Tip Truck	0	0	0	0	0	97,912	0	0	0	0
P2134B	DB 2134	Medium Tip Truck	21,115	0	0	0	0	0	0	0	0	0
P4050B	DB 4050	Prime Mover	0	0	0	0	0	0	0	0	106,991	0
P799B	DB 799	Service Truck (Dual Cab)	25,750	0	0	0	0	0	0	0	0	0
P6232	DB 6232	Plant Trailer	0	0	0	0	0	0	0	0	0	0
P6292	DB 6292	Tandum Wheel Tailer (Water Tank)	0	0	0	0	0	0	0	0	0	0
P6248	DB 6248	Pig Trailer	0	0	3,387	0	0	0	0	0	0	0
P18069	DB 18069	Bogie Axle Semi Tipping Trailer	5,253	0	0	0	0	0	0	0	0	0
P18228	DB 18228	Low Loader Float	0	0	0	0	0	0	0	6,714	0	0
P5830	DB 5830	Car Trailer	0	0	0	0	0	0	0	0	0	0
P6465	DB 6465	Box Trailer (Water Tank)	0	0	0	0	0	0	0	0	0	0
P18066	DB 18066	Trailer	0	0	0	0	0	0	0	0	0	0
P6008	DB 6008	Trailer	0	0	0	0	0	0	0	0	0	0
P18295	DB 18295	Trailer	0	0	0	0	0	0	0	0	672	0
P18103	DB 18103	Trailer	0	0	0	0	638	0	0	0	0	0
P6381	DB 6381	Trailer	0	537	0	0	0	0	0	0	0	0
P008C	DB 008	Multi Tyred Roller	0	0	0	45,020	0	0	0	0	0	0
P2114A	DB 2114	Vibrating Roller	0	0	0	0	0	0	0	51,938	0	0
P4806	DB 4806	Tractor	0	0	0	0	30,141	0	0	0	0	0
P1027C	DB 1027	Tractor	0	0	28,411	0	0	0	0	0	0	0
P5O	DB 5	CEO	38,625	0	0	0	0	44,777	0	0	0	0
P009H	DB 009	Executive Manager Corporate & Commu	25,235	0	0	0	0	29,254	0	0	0	0
P2222G	DB 2222	Manager Works & Services	0	0	0	0	22,606	0	0	0	25,443	0
P15L	DB 15	Principal Projects Manager	0	0	18,030	0	0	0	0	20,902	0	0
P463L	DB 463	Principal Town Planner	0	17,187	0	0	0	19,344	0	0	0	21,771
P252J	DB 252	Principal Environmental Health Officer	16,995	0	0	0	19,128	0	0	0	21,529	0
P112G	DB 112	Works Supervisor	0	0	0	0	25,504	0	0	0	28,705	0
P4647B	DB 4647	Parks & Gardens (Dbk)	0	0	0	0	18,548	0	0	0	0	21,503
P102C	DB 102	Parks & Gardens Supervisor	0	0	0	0	13,911	0	0	0	0	16,127
P117C	DB 117	Parks & Gardens Supervisor	0	0	24,040	0	0	0	0	27,869	0	0
P646C	DB 646	4 x 2 Ute	0	0	0	14,632	0	0	0	0	16,962	0
P419A	DB 419	4 x 2 Ute	0	0	0	0	18,548	0	0	0	0	21,503
P346B	DB 346	4 x 4 Ute - Coordinator Technical Servic	0	0	0	24,761	0	0	0	0	28,705	0
P92G	DB 92	Ute - Senior Ranger	0	0	24,040	0	0	26,269	0	0	28,705	0
P631D	DB 631	Ute - Princ Building Surveyor	0	0	0	16,883	0	0	0	0	19,572	0
P193F	DB 193	Ride on Mower 72" - Dbk	0	0	0	12,381	0	13,135	0	13,934	0	14,783
P606B	DB 606	Ride on Mower 60" - Balingup	0	0	0	12,381	0	0	13,529	0	0	14,783
P898F	DB 898	Ride on Mower (zero turn)	0	0	9,070	0	0	9,911	0	0	10,830	0
P271A	DB 271	Ride on Sweeper	0	0	5,600	0	0	0	0	0	0	0
P6066	DB 6066	Trailer	0	0	0	0	0	0	0	0	0	0
P6083	DB 6083	Trailer	0	0	0	0	587	0	0	0	0	0
P8250	DB 8250	Executive Manager Operations	0	0	0	27,012	0	0	0	30,402	0	0
P1TXQ265	1TXQ265	Trailer (Tipping)	0	0	0	0	0	0	0	0	0	0
PDB18465A	DB 18465	Trailer (Water Tank)	0	0	0	0	0	0	0	0	0	0
TBA - New	TBA	Ute - Construction / P&G	0	0	0	0	18,548	0	0	0	0	21,503
New Vehicles												
New 1	New	Ute - Depot / Mechanic	0	0	0	0	0	16,717	0	0	0	0
New 3	New	Ute - Depot	0	0	0	0	0	0	0	0	0	0
TOTAL SALE REVENUE			**132,973**	**91,987**	**254,633**	**153,069**	**344,370**	**257,318**	**13,529**	**216,364**	**490,353**	**131,973**

Shire of Donnybrook Balingup

Asset Management Plan -Vehicles
2023/24

P4517A

Vehicle Description	Grader	**Registration:**	DB 4517
Vehicle Use	Transport - Construction	**Vehicle Type:**	Grader
Plant Number	**P4517A**	**Current Estimated Replacement Cost ($):**	**370,000**
Asset Number	**61253**		
		Current Estimated Trade In ($):	**130,000**
No of years to Acquisition (Council)	**3**		
Change Over Years (Uniquo)	**12**		
Change Over Years (Council)	**12**		

	No of years to Acquisition	Change Over (Years)	1 2023/24	2 2024/25	3 2025/26	4 2026/27	5 2027/28	6 2028/29	7 2029/30	8 2030/31	9 2031/32	10 2032/33
EXPENDITURE												
Replacement	3	12	0	0	404,309	0	0	0	0	0	0	0
TOTAL EXPENDITURE			**0**	**0**	**404,309**	**0**	**0**	**0**	**0**	**0**	**0**	**0**
REVENUE												
Borrowings			0	0	0	0	0	0	0	0	0	0
Reserve Funds			0	0	262,254	0	0	0	0	0	0	0
Sale Revenue			0	0	142,055	0	0	0	0	0	0	0
TOTAL REVENUE			**0**	**0**	**404,309**	**0**	**0**	**0**	**0**	**0**	**0**	**0**
GENERAL FUNDS REQUIRED			**0**	**0**	**0**	**0**	**0**	**0**	**0**	**0**	**0**	**0**

Notes

Replacement Life	Years	12
Replacement Life	Hours	8,000
Replacement Life	Km	N/A

Purchase Date 1-Jun-15

Shire of Donnybrook Balingup

Asset Management Plan -Vehicles
2023/24

P2462A

Vehicle Description	Grader	**Registration:**	DB 2642
Vehicle Use	Transport - Maintenance	**Vehicle Type:**	Grader
Plant Number	P2462A	**Current Estimated Replacement Cost ($):**	**370,000**
Asset Number	61303		
		Current Estimated Trade In ($):	**130,000**
No of years to Acquisition (Council)	**9**		
Change Over Years (Uniquo)	**12**		
Change Over Years (Council)	**12**		

	No of years to Acquisition	Change Over (Years)	1 2023/24	2 2024/25	3 2025/26	4 2026/27	5 2027/28	6 2028/29	7 2029/30	8 2030/31	9 2031/32	10 2032/33
EXPENDITURE												
Replacement	9	12	0	0	0	0	0	0	0	0	482,766	0
TOTAL EXPENDITURE			**0**	**0**	**0**	**0**	**0**	**0**	**0**	**0**	**482,766**	**0**
REVENUE												
Borrowings			0	0	0	0	0	0	0	0	0	0
Reserve Funds			0	0	0	0	0	0	0	0	313,146	0
Sale Revenue			0	0	0	0	0	0	0	0	169,621	0
TOTAL REVENUE			**0**	**0**	**0**	**0**	**0**	**0**	**0**	**0**	**482,766**	**0**
GENERAL FUNDS REQUIRED			**0**	**0**	**0**	**0**	**0**	**0**	**0**	**0**	**0**	**0**

Notes

Replacement Life	Years	12
Replacement Life	Hours	8,000
Replacement Life	Km	N/A
Purchase Date	2019/20	

Shire of Donnybrook Balingup

Asset Management Plan -Vehicles
2023/24

P2201A

Vehicle Description	Loader	**Registration:**	DB 2201
Vehicle Use	Works	**Vehicle Type:**	Loader
Plant Number	P2201A	**Current Estimated Replacement Cost ($):**	**330,000**
Asset Number	61288	**Current Estimated Trade In ($):**	**70,000**
No of years to Acquisition (Council)	**5**		
Change Over Years (Uniquo)	**10**		
Change Over Years (Council)	**10**		

	No of years to Acquisition	Change Over (Years)	1 2023/24	2 2024/25	3 2025/26	4 2026/27	5 2027/28	6 2028/29	7 2029/30	8 2030/31	9 2031/32	10 2032/33
EXPENDITURE												
Replacement	5	10	0	0	0	0	382,560	0	0	0	0	0
TOTAL EXPENDITURE			**0**	**0**	**0**	**0**	**382,560**	**0**	**0**	**0**	**0**	**0**
REVENUE												
Borrowings			0	0	0	0	0	0	0	0	0	0
Reserve Funds			0	0	0	0	301,411	0	0	0	0	0
Sale Revenue			0	0	0	0	81,149	0	0	0	0	0
TOTAL REVENUE			**0**	**0**	**0**	**0**	**382,560**	**0**	**0**	**0**	**0**	**0**
GENERAL FUNDS REQUIRED			**0**	**0**	**0**	**0**	**0**	**0**	**0**	**0**	**0**	**0**

Notes

Replacement Life	Years	10
Replacement Life	Hours	8,000
Replacement Life	Km	N/A

Purchase Date 2017/18

Shire of Donnybrook Balingup

Asset Management Plan -Vehicles
2023/24

P1250B

Vehicle Description	Loader	**Registration:**	DB 1250
Vehicle Use	Works	**Vehicle Type:**	Loader
Plant Number	P1250B	**Current Estimated Replacement Cost ($):**	**330,000**
Asset Number	61262	**Current Estimated Trade In ($):**	**70,000**
No of years to Acquisition (Council)	**2**		
Change Over Years (Uniquo)	**10**		
Change Over Years (Council)	**10**		

	No of years to Acquisition	Change Over (Years)	1 2023/24	2 2024/25	3 2025/26	4 2026/27	5 2027/28	6 2028/29	7 2029/30	8 2030/31	9 2031/32	10 2032/33
EXPENDITURE												
Replacement	2	10	0	350,097	0	0	0	0	0	0	0	0
TOTAL EXPENDITURE			**0**	**350,097**	**0**	**0**	**0**	**0**	**0**	**0**	**0**	**0**
REVENUE												
Borrowings			0	0	0	0	0	0	0	0	0	0
Reserve Funds			0	275,834	0	0	0	0	0	0	0	0
Sale Revenue			0	74,263	0	0	0	0	0	0	0	0
TOTAL REVENUE			**0**	**350,097**	**0**	**0**	**0**	**0**	**0**	**0**	**0**	**0**
GENERAL FUNDS REQUIRED			**0**	**0**	**0**	**0**	**0**	**0**	**0**	**0**	**0**	**0**

Notes

Replacement Life	Years	10
Replacement Life	Hours	8,000
Replacement Life	Km	N/A

Purchase Date 1-Jun-16

Shire of Donnybrook Balingup

Asset Management Plan -Vehicles
2023/24

P754B

Vehicle Description	Backhoe	**Registration:**	DB 754
Vehicle Use	Works	**Vehicle Type:**	Loader
Plant Number	P754B	**Current Estimated Replacement Cost ($):**	**190,000**
Asset Number	61240	**Current Estimated Trade In ($):**	**51,000**
No of years to Acquisition (Council)	**8**		
Change Over Years (Uniquo)	**8**		
Change Over Years (Council)	**8**		

	No of years to Acquisition	Change Over (Years)	1 2023/24	2 2024/25	3 2025/26	4 2026/27	5 2027/28	6 2028/29	7 2029/30	8 2030/31	9 2031/32	10 2032/33
EXPENDITURE												
Replacement	8	8	0	0	0	0	0	0	0	240,686	0	0
TOTAL EXPENDITURE			**0**	**0**	**0**	**0**	**0**	**0**	**0**	**240,686**	**0**	**0**
REVENUE												
Borrowings			0	0	0	0	0	0	0	0	0	0
Reserve Funds			0	0	0	0	0	0	0	176,081	0	0
Sale Revenue			0	0	0	0	0	0	0	64,605	0	0
TOTAL REVENUE			**0**	**0**	**0**	**0**	**0**	**0**	**0**	**240,686**	**0**	**0**
GENERAL FUNDS REQUIRED			**0**	**0**	**0**	**0**	**0**	**0**	**0**	**0**	**0**	**0**

Notes

Replacement Life	Years	8
Replacement Life	Hours	5,000
Replacement Life	Km	N/A
Purchase Date	2022/23	

Shire of Donnybrook Balingup

Asset Management Plan -Vehicles
2023/24

P4550B

Vehicle Description	Truck Tipper	**Registration:**	DB 4550
Vehicle Use	Transport Maintenance	**Vehicle Type:**	Truck
Plant Number	P4550B	**Current Estimated Replacement Cost ($):**	**101,000**
Asset Number	61314	**Current Estimated Trade In ($):**	**25,000**
No of years to Acquisition (Council)	**9**		
Change Over Years (Uniquo)	**10**		
Change Over Years (Council)	**10**		

	No of years to Acquisition	Change Over (Years)	1 2023/24	2 2024/25	3 2025/26	4 2026/27	5 2027/28	6 2028/29	7 2029/30	8 2030/31	9 2031/32	10 2032/33
EXPENDITURE												
Replacement	9	10	0	0	0	0	0	0	0	0	131,782	0
TOTAL EXPENDITURE			**0**	**0**	**0**	**0**	**0**	**0**	**0**	**0**	**131,782**	**0**
REVENUE												
Borrowings			0	0	0	0	0	0	0	0	0	0
Reserve Funds			0	0	0	0	0	0	0	0	99,163	0
Sale Revenue			0	0	0	0	0	0	0	0	32,619	0
TOTAL REVENUE			**0**	**0**	**0**	**0**	**0**	**0**	**0**	**0**	**131,782**	**0**
GENERAL FUNDS REQUIRED			**0**	**0**	**0**	**0**	**0**	**0**	**0**	**0**	**0**	**0**

Notes

Replacement Life	Years	10
Replacement Life	Hours	N/A
Replacement Life	Km	200,000

Purchase Date 2021/22

Shire of Donnybrook Balingup

Asset Management Plan -Vehicles
2023/24

P1149B

Vehicle Description	Tip Truck	**Registration:**	DB 1149
Vehicle Use	Works	**Vehicle Type:**	Truck
Plant Number	P1149B	**Current Estimated Replacement Cost ($):**	**213,000**
Asset Number	61304	**Current Estimated Trade In ($):**	**82,000**
No of years to Acquisition (Council)	**5**		
Change Over Years (Uniquo)	**10**		
Change Over Years (Council)	**8**		

	No of years to Acquisition	Change Over (Years)	1 2023/24	2 2024/25	3 2025/26	4 2026/27	5 2027/28	6 2028/29	7 2029/30	8 2030/31	9 2031/32	10 2032/33
EXPENDITURE												
Replacement	5	8	0	0	0	0	246,925	0	0	0	0	0
TOTAL EXPENDITURE			**0**	**0**	**0**	**0**	**246,925**	**0**	**0**	**0**	**0**	**0**
REVENUE												
Borrowings			0	0	0	0	0	0	0	0	0	0
Reserve Funds			0	0	0	0	151,865	0	0	0	0	0
Sale Revenue			0	0	0	0	95,060	0	0	0	0	0
TOTAL REVENUE			**0**	**0**	**0**	**0**	**246,925**	**0**	**0**	**0**	**0**	**0**
GENERAL FUNDS REQUIRED			**0**	**0**	**0**	**0**	**0**	**0**	**0**	**0**	**0**	**0**

Notes

Replacement Life	Years	8
Replacement Life	Hours	N/A
Replacement Life	Km	500,000

Purchase Date 2019/20

Shire of Donnybrook Balingup

Asset Management Plan -Vehicles
2023/24

P4170A

Vehicle Description	Tip Truck	**Registration:**	DB 4170
Vehicle Use	Works	**Vehicle Type:**	Truck
Plant Number	P4170A	**Current Estimated Replacement Cost ($):**	**213,000**
Asset Number	61296		
		Current Estimated Trade In ($):	**82,000**
No of years to Acquisition (Council)	**6**		
Change Over Years (Uniquo)	**10**		
Change Over Years (Council)	**10**		

	No of years to Acquisition	Change Over (Years)	1 2023/24	2 2024/25	3 2025/26	4 2026/27	5 2027/28	6 2028/29	7 2029/30	8 2030/31	9 2031/32	10 2032/33
EXPENDITURE												
Replacement	6	10	0	0	0	0	0	254,333	0	0	0	0
TOTAL EXPENDITURE			**0**	**0**	**0**	**0**	**0**	**254,333**	**0**	**0**	**0**	**0**
REVENUE												
Borrowings			0	0	0	0	0	0	0	0	0	0
Reserve Funds			0	0	0	0	0	156,421	0	0	0	0
Sale Revenue			0	0	0	0	0	97,912	0	0	0	0
TOTAL REVENUE			**0**	**0**	**0**	**0**	**0**	**254,333**	**0**	**0**	**0**	**0**
GENERAL FUNDS REQUIRED			**0**	**0**	**0**	**0**	**0**	**0**	**0**	**0**	**0**	**0**

Notes

Replacement Life	Years	10
Replacement Life	Hours	N/A
Replacement Life	Km	500,000
Purchase Date	2017/18	

Shire of Donnybrook Balingup

Asset Management Plan -Vehicles
2023/24

P2134B

Vehicle Description	Medium Tip Truck	**Registration:**	DB 2134
Vehicle Use	Parks & Gardens	**Vehicle Type:**	Tip Truck
Plant Number	P2134B	**Current Estimated Replacement Cost ($):**	**110,000**
Asset Number	61254		
		Current Estimated Trade In ($):	**20,500**
No of years to Acquisition (Council)	**1**		
Change Over Years (Uniquo)	**10**		
Change Over Years (Council)	**10**		

	No of years to Acquisition	Change Over (Years)	1 2023/24	2 2024/25	3 2025/26	4 2026/27	5 2027/28	6 2028/29	7 2029/30	8 2030/31	9 2031/32	10 2032/33
EXPENDITURE												
Replacement	1	10	113,300	0	0	0	0	0	0	0	0	0
TOTAL EXPENDITURE			**113,300**	**0**	**0**	**0**	**0**	**0**	**0**	**0**	**0**	**0**
REVENUE												
Borrowings			0	0	0	0	0	0	0	0	0	0
Reserve Funds			92,185	0	0	0	0	0	0	0	0	0
Sale Revenue			21,115	0	0	0	0	0	0	0	0	0
TOTAL REVENUE			**113,300**	**0**	**0**	**0**	**0**	**0**	**0**	**0**	**0**	**0**
GENERAL FUNDS REQUIRED			**0**	**0**	**0**	**0**	**0**	**0**	**0**	**0**	**0**	**0**

Notes

Replacement Life	Years	10
Replacement Life	Hours	N/A
Replacement Life	Km	200,000

Purchase Date 30-Jun-15

Shire of Donnybrook Balingup

Asset Management Plan -Vehicles
2023/24

P4050B

Vehicle Description	Prime Mover	**Registration:**	DB 4050
Vehicle Use	Works	**Vehicle Type:**	Truck
Plant Number	P4050B	**Current Estimated Replacement Cost ($):**	**230,000**
Asset Number	61225		
		Current Estimated Trade In ($):	**82,000**
No of years to Acquisition (Council)	**9**		
Change Over Years (Uniquo)	**10**		
Change Over Years (Council)	**9**		

	No of years to Acquisition	Change Over (Years)	1 2023/24	2 2024/25	3 2025/26	4 2026/27	5 2027/28	6 2028/29	7 2029/30	8 2030/31	9 2031/32	10 2032/33
EXPENDITURE												
Replacement	9	9	0	0	0	0	0	0	0	0	300,098	0
TOTAL EXPENDITURE			**0**	**0**	**0**	**0**	**0**	**0**	**0**	**0**	**300,098**	**0**
REVENUE												
Borrowings			0	0	0	0	0	0	0	0	0	0
Reserve Funds			0	0	0	0	0	0	0	0	193,106	0
Sale Revenue			0	0	0	0	0	0	0	0	106,991	0
TOTAL REVENUE			**0**	**0**	**0**	**0**	**0**	**0**	**0**	**0**	**300,098**	**0**
GENERAL FUNDS REQUIRED			**0**	**0**	**0**	**0**	**0**	**0**	**0**	**0**	**0**	**0**

Notes

Replacement Life	Years	9
Replacement Life	Hours	N/A
Replacement Life	Km	500,000

Purchase Date 2022/23

Shire of Donnybrook Balingup

Asset Management Plan -Vehicles
2023/24

P799B

Vehicle Description	Service Truck (Dual Cab)	**Registration:**	DB 799
Vehicle Use	Transport - Construction	**Vehicle Type:**	Truck
Plant Number	P799B	**Current Estimated Replacement Cost ($):**	**110,000**
Asset Number	61251		
		Current Estimated Trade In ($):	**25,000**
No of years to Acquisition (Council)	**1**		
Change Over Years (Uniquo)	**10**		
Change Over Years (Council)	**10**		

	No of years to Acquisition	Change Over (Years)	1 2023/24	2 2024/25	3 2025/26	4 2026/27	5 2027/28	6 2028/29	7 2029/30	8 2030/31	9 2031/32	10 2032/33
EXPENDITURE												
Replacement	1	10	113,300	0	0	0	0	0	0	0	0	0
TOTAL EXPENDITURE			**113,300**	**0**	**0**	**0**	**0**	**0**	**0**	**0**	**0**	**0**
REVENUE												
Borrowings			0	0	0	0	0	0	0	0	0	0
Reserve Funds			87,550	0	0	0	0	0	0	0	0	0
Sale Revenue			25,750	0	0	0	0	0	0	0	0	0
TOTAL REVENUE			**113,300**	**0**	**0**	**0**	**0**	**0**	**0**	**0**	**0**	**0**
GENERAL FUNDS REQUIRED			**0**	**0**	**0**	**0**	**0**	**0**	**0**	**0**	**0**	**0**

Notes

Replacement Life	Years	10
Replacement Life	Hours	N/A
Replacement Life	Km	200,000

Purchase Date 6-Mar-15

Shire of Donnybrook Balingup

Asset Management Plan -Vehicles
2023/24

P6232

Vehicle Description	Plant Trailer	**Registration:**	DB 6232
Vehicle Use	Parks & Gardens	**Vehicle Type:**	Trailer
Plant Number	P6232	**Current Estimated Replacement Cost ($):**	**10,000**
Asset Number	50230		
		Current Estimated Trade In ($):	**0**
No of years to Acquisition (Council)	**15**		
Change Over Years (Uniquo)	**15**		
Change Over Years (Council)	**15**		

	No of years to Acquisition	Change Over (Years)	1 2023/24	2 2024/25	3 2025/26	4 2026/27	5 2027/28	6 2028/29	7 2029/30	8 2030/31	9 2031/32	10 2032/33
EXPENDITURE												
Replacement	15	15	0	0	0	0	0	0	0	0	0	0
TOTAL EXPENDITURE			**0**	**0**	**0**	**0**	**0**	**0**	**0**	**0**	**0**	**0**
REVENUE												
Borrowings			0	0	0	0	0	0	0	0	0	0
Reserve Funds			0	0	0	0	0	0	0	0	0	0
Sale Revenue			0	0	0	0	0	0	0	0	0	0
TOTAL REVENUE			**0**	**0**	**0**	**0**	**0**	**0**	**0**	**0**	**0**	**0**
GENERAL FUNDS REQUIRED			**0**	**0**	**0**	**0**	**0**	**0**	**0**	**0**	**0**	**0**

Notes

Replacement Life	Years	15
Replacement Life	Hours	N/A
Replacement Life	Km	N/A

Purchase Date 2022/23

Shire of Donnybrook Balingup

Asset Management Plan -Vehicles
2023/24

P6292

Vehicle Description	Tandum Wheel Tailer (Water Tank)	**Registration:**	DB 6292
Vehicle Use	Works	**Vehicle Type:**	Trailer
Plant Number	P6292	**Current Estimated Replacement Cost ($):**	10,000
Asset Number	61155		
		Current Estimated Trade In ($):	0
No of years to Acquisition (Council)	4		
Change Over Years (Uniquo)	20		
Change Over Years (Council)	20		

	No of years to Acquisition	Change Over (Years)	1 2023/24	2 2024/25	3 2025/26	4 2026/27	5 2027/28	6 2028/29	7 2029/30	8 2030/31	9 2031/32	10 2032/33
EXPENDITURE												
Replacement	4	20	0	0	0	11,255	0	0	0	0	0	0
TOTAL EXPENDITURE			**0**	**0**	**0**	**11,255**	**0**	**0**	**0**	**0**	**0**	**0**
REVENUE												
Borrowings			0	0	0	0	0	0	0	0	0	0
Reserve Funds			0	0	0	11,255	0	0	0	0	0	0
Sale Revenue			0	0	0	0	0	0	0	0	0	0
TOTAL REVENUE			**0**	**0**	**0**	**11,255**	**0**	**0**	**0**	**0**	**0**	**0**
GENERAL FUNDS REQUIRED			**0**	**0**	**0**	**0**	**0**	**0**	**0**	**0**	**0**	**0**

Notes

Replacement Life	Years	20
Replacement Life	Hours	N/A
Replacement Life	Km	N/A

Purchase Date 31-Dec-07

Shire of Donnybrook Balingup

Asset Management Plan -Vehicles
2023/24

P6248

Vehicle Description	Pig Trailer	**Registration:**	DB 6248
Vehicle Use	Parks & Gardens	**Vehicle Type:**	Trailer
Plant Number	P6248	**Current Estimated Replacement Cost ($):**	**48,000**
Asset Number	61144		
		Current Estimated Trade In ($):	**3,100**
No of years to Acquisition (Council)	**3**		
Change Over Years (Uniquo)	**15**		
Change Over Years (Council)	**15**		

	No of years to Acquisition	Change Over (Years)	1 2023/24	2 2024/25	3 2025/26	4 2026/27	5 2027/28	6 2028/29	7 2029/30	8 2030/31	9 2031/32	10 2032/33
EXPENDITURE												
Replacement	3	15	0	0	52,451	0	0	0	0	0	0	0
TOTAL EXPENDITURE			**0**	**0**	**52,451**	**0**	**0**	**0**	**0**	**0**	**0**	**0**
REVENUE												
Borrowings			0	0	0	0	0	0	0	0	0	0
Reserve Funds			0	0	49,063	0	0	0	0	0	0	0
Sale Revenue			0	0	3,387	0	0	0	0	0	0	0
TOTAL REVENUE			**0**	**0**	**52,451**	**0**	**0**	**0**	**0**	**0**	**0**	**0**
GENERAL FUNDS REQUIRED			**0**	**0**	**0**	**0**	**0**	**0**	**0**	**0**	**0**	**0**

Notes

Replacement Life	Years	15
Replacement Life	Hours	N/A
Replacement Life	Km	N/A

Purchase Date 2-Apr-07

Shire of Donnybrook Balingup

Asset Management Plan -Vehicles
2023/24

P18069

Vehicle Description	Bogie Axle Semi Tipping Trailer	**Registration:**	DB 18069
Vehicle Use	Transport	**Vehicle Type:**	Tractor
Plant Number	P18069	**Current Estimated Replacement Cost ($):**	**85,000**
Asset Number	61221		
		Current Estimated Trade In ($):	**5,100**
No of years to Acquisition (Council)	**1**		
Change Over Years (Uniquo)	**15**		
Change Over Years (Council)	**15**		

	No of years to Acquisition	Change Over (Years)	1 2023/24	2 2024/25	3 2025/26	4 2026/27	5 2027/28	6 2028/29	7 2029/30	8 2030/31	9 2031/32	10 2032/33
EXPENDITURE												
Replacement	1	15	87,550	0	0	0	0	0	0	0	0	0
TOTAL EXPENDITURE			**87,550**	**0**	**0**	**0**	**0**	**0**	**0**	**0**	**0**	**0**
REVENUE												
Borrowings			0	0	0	0	0	0	0	0	0	0
Reserve Funds			82,297	0	0	0	0	0	0	0	0	0
Sale Revenue			5,253	0	0	0	0	0	0	0	0	0
TOTAL REVENUE			**87,550**	**0**	**0**	**0**	**0**	**0**	**0**	**0**	**0**	**0**
GENERAL FUNDS REQUIRED			**0**	**0**	**0**	**0**	**0**	**0**	**0**	**0**	**0**	**0**

Notes

Replacement Life	Years	15
Replacement Life	Hours	N/A
Replacement Life	Km	N/A

Purchase Date 9-Jan-13

Shire of Donnybrook Balingup

Asset Management Plan -Vehicles
2023/24

P18228

Vehicle Description	Low Loader Float	**Registration:**	DB 18228
Vehicle Use	Works	**Vehicle Type:**	Trailer
Plant Number	P18228	**Current Estimated Replacement Cost ($):**	**66,000**
Asset Number	61260	**Current Estimated Trade In ($):**	**5,300**
No of years to Acquisition (Council)	**8**		
Change Over Years (Uniquo)	**15**		
Change Over Years (Council)	**15**		

	No of years to Acquisition	Change Over (Years)	1 2023/24	2 2024/25	3 2025/26	4 2026/27	5 2027/28	6 2028/29	7 2029/30	8 2030/31	9 2031/32	10 2032/33
EXPENDITURE												
Replacement	8	15	0	0	0	0	0	0	0	83,607	0	0
TOTAL EXPENDITURE			**0**	**0**	**0**	**0**	**0**	**0**	**0**	**83,607**	**0**	**0**
REVENUE												
Borrowings			0	0	0	0	0	0	0	0	0	0
Reserve Funds			0	0	0	0	0	0	0	76,893	0	0
Sale Revenue			0	0	0	0	0	0	0	6,714	0	0
TOTAL REVENUE			**0**	**0**	**0**	**0**	**0**	**0**	**0**	**83,607**	**0**	**0**
GENERAL FUNDS REQUIRED			**0**	**0**	**0**	**0**	**0**	**0**	**0**	**0**	**0**	**0**

Notes

Replacement Life	Years	15
Replacement Life	Hours	N/A
Replacement Life	Km	N/A

Purchase Date 15-Apr-16 brought 2nd hand

Shire of Donnybrook Balingup

Asset Management Plan -Vehicles
2023/24

P5830

Vehicle Description	Car Trailer	**Registration:**	DB 5830
Vehicle Use	Parks & Gardens	**Vehicle Type:**	Tailer
Plant Number	P5830	**Current Estimated Replacement Cost ($):**	**3,300**
Asset Number	50229		
		Current Estimated Trade In ($):	**0**
No of years to Acquisition (Council)	**15**		
Change Over Years (Uniquo)	**15**		
Change Over Years (Council)	**15**		

	No of years to Acquisition	Change Over (Years)	1 2023/24	2 2024/25	3 2025/26	4 2026/27	5 2027/28	6 2028/29	7 2029/30	8 2030/31	9 2031/32	10 2032/33
EXPENDITURE												
Replacement	15	15	0	0	0	0	0	0	0	0	0	0
TOTAL EXPENDITURE			**0**	**0**	**0**	**0**	**0**	**0**	**0**	**0**	**0**	**0**
REVENUE												
Borrowings			0	0	0	0	0	0	0	0	0	0
Reserve Funds			0	0	0	0	0	0	0	0	0	0
Sale Revenue			0	0	0	0	0	0	0	0	0	0
TOTAL REVENUE			**0**	**0**	**0**	**0**	**0**	**0**	**0**	**0**	**0**	**0**
GENERAL FUNDS REQUIRED			**0**	**0**	**0**	**0**	**0**	**0**	**0**	**0**	**0**	**0**

Notes

Replacement Life	Years	15
Replacement Life	Hours	N/A
Replacement Life	Km	N/A

Purchase Date 2022/23

Shire of Donnybrook Balingup

Asset Management Plan -Vehicles
2023/24

P6465

Vehicle Description	Box Trailer (Water Tank)	**Registration:**	DB 6465
Vehicle Use	Works	**Vehicle Type:**	Trailer
Plant Number	P6465	**Current Estimated Replacement Cost ($):**	**4,800**
Asset Number	50229		
		Current Estimated Trade In ($):	**0**
No of years to Acquisition (Council)	**2**		
Change Over Years (Uniquo)	**15**		
Change Over Years (Council)	**15**		

	No of years to Acquisition	Change Over (Years)	1 2023/24	2 2024/25	3 2025/26	4 2026/27	5 2027/28	6 2028/29	7 2029/30	8 2030/31	9 2031/32	10 2032/33
EXPENDITURE												
Replacement	2	15	0	5,092	0	0	0	0	0	0	0	0
TOTAL EXPENDITURE			**0**	**5,092**	**0**	**0**	**0**	**0**	**0**	**0**	**0**	**0**
REVENUE												
Borrowings			0	0	0	0	0	0	0	0	0	0
Reserve Funds			0	5,092	0	0	0	0	0	0	0	0
Sale Revenue			0	0	0	0	0	0	0	0	0	0
TOTAL REVENUE			**0**	**5,092**	**0**	**0**	**0**	**0**	**0**	**0**	**0**	**0**
GENERAL FUNDS REQUIRED			**0**	**0**	**0**	**0**	**0**	**0**	**0**	**0**	**0**	**0**

Notes

Replacement Life	Years	15
Replacement Life	Hours	N/A
Replacement Life	Km	N/A

Purchase Date 27-Oct-11

Shire of Donnybrook Balingup

Asset Management Plan -Vehicles
2023/24

P18066

Vehicle Description	Trailer	**Registration:**	DB 18066
Vehicle Use	Park & Gardens	**Vehicle Type:**	Trailer
Plant Number	P18066	**Current Estimated Replacement Cost ($):**	**2,500**
Asset Number	61222	**Current Estimated Trade In ($):**	**0**
No of years to Acquisition (Council)	**5**		
Change Over Years (Uniquo)	**15**		
Change Over Years (Council)	**15**		

	No of years to Acquisition	Change Over (Years)	1 2023/24	2 2024/25	3 2025/26	4 2026/27	5 2027/28	6 2028/29	7 2029/30	8 2030/31	9 2031/32	10 2032/33
EXPENDITURE												
Replacement	5	15	0	0	0	0	2,898	0	0	0	0	0
TOTAL EXPENDITURE			**0**	**0**	**0**	**0**	**2,898**	**0**	**0**	**0**	**0**	**0**
REVENUE												
Borrowings			0	0	0	0	0	0	0	0	0	0
Reserve Funds			0	0	0	0	2,898	0	0	0	0	0
Sale Revenue			0	0	0	0	0	0	0	0	0	0
TOTAL REVENUE			**0**	**0**	**0**	**0**	**2,898**	**0**	**0**	**0**	**0**	**0**
GENERAL FUNDS REQUIRED			**0**	**0**	**0**	**0**	**0**	**0**	**0**	**0**	**0**	**0**

Notes

Replacement Life	Years	15
Replacement Life	Hours	N/A
Replacement Life	Km	N/A

Purchase Date 19-Feb-13

Shire of Donnybrook Balingup

Asset Management Plan -Vehicles
2023/24

P6008

Vehicle Description	Trailer	**Registration:**	DB 6008
Vehicle Use	Rangers	**Vehicle Type:**	Trailer
Plant Number	P6008	**Current Estimated Replacement Cost ($):**	**3,200**
Asset Number	61053		
		Current Estimated Trade In ($):	**550**
No of years to Acquisition (Council)	**15**		
Change Over Years (Uniquo)	**15**		
Change Over Years (Council)	**15**		

	No of years to Acquisition	Change Over (Years)	1 2023/24	2 2024/25	3 2025/26	4 2026/27	5 2027/28	6 2028/29	7 2029/30	8 2030/31	9 2031/32	10 2032/33
EXPENDITURE												
Replacement	15	15	0	0	0	0	0	0	0	0	0	0
TOTAL EXPENDITURE			**0**	**0**	**0**	**0**	**0**	**0**	**0**	**0**	**0**	**0**
REVENUE												
Borrowings			0	0	0	0	0	0	0	0	0	0
Reserve Funds			0	0	0	0	0	0	0	0	0	0
Sale Revenue			0	0	0	0	0	0	0	0	0	0
TOTAL REVENUE			**0**	**0**	**0**	**0**	**0**	**0**	**0**	**0**	**0**	**0**
GENERAL FUNDS REQUIRED			**0**	**0**	**0**	**0**	**0**	**0**	**0**	**0**	**0**	**0**

Notes

Replacement Life	Years	15
Replacement Life	Hours	N/A
Replacement Life	Km	N/A

Purchase Date 3-Nov-99

Shire of Donnybrook Balingup

Asset Management Plan -Vehicles
2023/24

P18295

Vehicle Description	Trailer	**Registration:**	DB 18295
Vehicle Use	Park & Gardens	**Vehicle Type:**	Trailer
Plant Number	P18295	**Current Estimated Replacement Cost ($):**	**3,200**
Asset Number	61275	**Current Estimated Trade In ($):**	**515**
No of years to Acquisition (Council)	**9**		
Change Over Years (Uniquo)	**15**		
Change Over Years (Council)	**15**		

	No of years to Acquisition	Change Over (Years)	1 2023/24	2 2024/25	3 2025/26	4 2026/27	5 2027/28	6 2028/29	7 2029/30	8 2030/31	9 2031/32	10 2032/33
EXPENDITURE												
Replacement	9	15	0	0	0	0	0	0	0	0	4,175	0
TOTAL EXPENDITURE			**0**	**0**	**0**	**0**	**0**	**0**	**0**	**0**	**4,175**	**0**
REVENUE												
Borrowings			0	0	0	0	0	0	0	0	0	0
Reserve Funds			0	0	0	0	0	0	0	0	3,503	0
Sale Revenue			0	0	0	0	0	0	0	0	672	0
TOTAL REVENUE			**0**	**0**	**0**	**0**	**0**	**0**	**0**	**0**	**4,175**	**0**
GENERAL FUNDS REQUIRED			**0**	**0**	**0**	**0**	**0**	**0**	**0**	**0**	**0**	**0**

Notes

Replacement Life	Years	15
Replacement Life	Hours	N/A
Replacement Life	Km	N/A

Purchase Date 19-Jun-17

Shire of Donnybrook Balingup

Asset Management Plan -Vehicles
2023/24

P18103

Vehicle Description	Trailer	**Registration:**	DB 18103
Vehicle Use	Park & Gardens	**Vehicle Type:**	Trailer
Plant Number	P18103	**Current Estimated Replacement Cost ($):**	**2,500**
Asset Number	61229	**Current Estimated Trade In ($):**	**550**
No of years to Acquisition (Council)	**5**		
Change Over Years (Uniquo)	**15**		
Change Over Years (Council)	**15**		

	No of years to Acquisition	Change Over (Years)	1 2023/24	2 2024/25	3 2025/26	4 2026/27	5 2027/28	6 2028/29	7 2029/30	8 2030/31	9 2031/32	10 2032/33
EXPENDITURE												
Replacement	5	15	0	0	0	0	2,898	0	0	0	0	0
TOTAL EXPENDITURE			**0**	**0**	**0**	**0**	**2,898**	**0**	**0**	**0**	**0**	**0**
REVENUE												
Borrowings			0	0	0	0	0	0	0	0	0	0
Reserve Funds			0	0	0	0	2,261	0	0	0	0	0
Sale Revenue			0	0	0	0	638	0	0	0	0	0
TOTAL REVENUE			**0**	**0**	**0**	**0**	**2,898**	**0**	**0**	**0**	**0**	**0**
GENERAL FUNDS REQUIRED			**0**	**0**	**0**	**0**	**0**	**0**	**0**	**0**	**0**	**0**

Notes

Replacement Life	Years	15
Replacement Life	Hours	N/A
Replacement Life	Km	N/A

Purchase Date 20-Sep-13

Shire of Donnybrook Balingup

Asset Management Plan -Vehicles
2023/24

P6381

Vehicle Description	Generator Trailer	**Registration:**	DB 6381
Vehicle Use	Works	**Vehicle Type:**	Trailer
Plant Number	P6381	**Current Estimated Replacement Cost ($):**	**3,200**
Asset Number	61179		
		Current Estimated Trade In ($):	**506**
No of years to Acquisition (Council)	**2**		
Change Over Years (Uniquo)	**15**		
Change Over Years (Council)	**15**		

	No of years to Acquisition	Change Over (Years)	1 2023/24	2 2024/25	3 2025/26	4 2026/27	5 2027/28	6 2028/29	7 2029/30	8 2030/31	9 2031/32	10 2032/33
EXPENDITURE												
Replacement	2	15	0	3,395	0	0	0	0	0	0	0	0
TOTAL EXPENDITURE			**0**	**3,395**	**0**	**0**	**0**	**0**	**0**	**0**	**0**	**0**
REVENUE												
Borrowings			0	0	0	0	0	0	0	0	0	0
Reserve Funds			0	2,858	0	0	0	0	0	0	0	0
Sale Revenue			0	537	0	0	0	0	0	0	0	0
TOTAL REVENUE			**0**	**3,395**	**0**	**0**	**0**	**0**	**0**	**0**	**0**	**0**
GENERAL FUNDS REQUIRED			**0**	**0**	**0**	**0**	**0**	**0**	**0**	**0**	**0**	**0**

Notes

Replacement Life	Years	15
Replacement Life	Hours	N/A
Replacement Life	Km	N/A

Purchase Date 18-Nov-09

Shire of Donnybrook Balingup

Asset Management Plan -Vehicles
2023/24

P008C

Vehicle Description	Multi Tyred Roller	**Registration:**	DB 008
Vehicle Use	Works	**Vehicle Type:**	Roller
Plant Number	P008C	**Current Estimated Replacement Cost ($):**	**150,000**
Asset Number	61276		
		Current Estimated Trade In ($):	**40,000**
No of years to Acquisition (Council)	**4**		
Change Over Years (Uniquo)	**10**		
Change Over Years (Council)	**10**		

	No of years to Acquisition	Change Over (Years)	1 2023/24	2 2024/25	3 2025/26	4 2026/27	5 2027/28	6 2028/29	7 2029/30	8 2030/31	9 2031/32	10 2032/33
EXPENDITURE												
Replacement	4	10	0	0	0	168,826	0	0	0	0	0	0
TOTAL EXPENDITURE			**0**	**0**	**0**	**168,826**	**0**	**0**	**0**	**0**	**0**	**0**
REVENUE												
Borrowings			0	0	0	0	0	0	0	0	0	0
Reserve Funds			0	0	0	123,806	0	0	0	0	0	0
Sale Revenue			0	0	0	45,020	0	0	0	0	0	0
TOTAL REVENUE			**0**	**0**	**0**	**168,826**	**0**	**0**	**0**	**0**	**0**	**0**
GENERAL FUNDS REQUIRED			**0**	**0**	**0**	**0**	**0**	**0**	**0**	**0**	**0**	**0**

Notes

Replacement Life	Years	10
Replacement Life	Hours	5,000
Replacement Life	Km	N/A

Purchase Date 1-Aug-17

Shire of Donnybrook Balingup

Asset Management Plan -Vehicles
2023/24

P2114A

Vehicle Description	Vibrating Roller	**Registration:**	DB 2114
Vehicle Use	Works	**Vehicle Type:**	Roller
Plant Number	P2114A	**Current Estimated Replacement Cost ($):**	**150,000**
Asset Number	61167	**Current Estimated Trade In ($):**	**41,000**
No of years to Acquisition (Council)	**8**		
Change Over Years (Uniquo)	**8**		
Change Over Years (Council)	**8**		

	No of years to Acquisition	Change Over (Years)	1 2023/24	2 2024/25	3 2025/26	4 2026/27	5 2027/28	6 2028/29	7 2029/30	8 2030/31	9 2031/32	10 2032/33
EXPENDITURE												
Replacement	8	8	0	0	0	0	0	0	0	190,016	0	0
TOTAL EXPENDITURE			**0**	**0**	**0**	**0**	**0**	**0**	**0**	**190,016**	**0**	**0**
REVENUE												
Borrowings			0	0	0	0	0	0	0	0	0	0
Reserve Funds			0	0	0	0	0	0	0	138,078	0	0
Sale Revenue			0	0	0	0	0	0	0	51,938	0	0
TOTAL REVENUE			**0**	**0**	**0**	**0**	**0**	**0**	**0**	**190,016**	**0**	**0**
GENERAL FUNDS REQUIRED			**0**	**0**	**0**	**0**	**0**	**0**	**0**	**0**	**0**	**0**

Notes

Replacement Life	Years	8
Replacement Life	Hours	5,000
Replacement Life	Km	N/A
Purchase Date	2022/23	

Shire of Donnybrook Balingup

Asset Management Plan -Vehicles
2023/24

P4806

Vehicle Description	Tractor	**Registration:**	DB 4806
Vehicle Use	Parks & Gardens	**Vehicle Type:**	Tractor
Plant Number	P4806	**Current Estimated Replacement Cost ($):**	**80,000**
Asset Number	61290	**Current Estimated Trade In ($):**	**26,000**
No of years to Acquisition (Council)	**5**		
Change Over Years (Uniquo)	**8**		
Change Over Years (Council)	**8**		

	No of years to Acquisition	Change Over (Years)	1 2023/24	2 2024/25	3 2025/26	4 2026/27	5 2027/28	6 2028/29	7 2029/30	8 2030/31	9 2031/32	10 2032/33
EXPENDITURE												
Replacement	5	8	0	0	0	0	92,742	0	0	0	0	0
TOTAL EXPENDITURE			**0**	**0**	**0**	**0**	**92,742**	**0**	**0**	**0**	**0**	**0**
REVENUE												
Borrowings			0	0	0	0	0	0	0	0	0	0
Reserve Funds			0	0	0	0	62,601	0	0	0	0	0
Sale Revenue			0	0	0	0	30,141	0	0	0	0	0
TOTAL REVENUE			**0**	**0**	**0**	**0**	**92,742**	**0**	**0**	**0**	**0**	**0**
GENERAL FUNDS REQUIRED			**0**	**0**	**0**	**0**	**0**	**0**	**0**	**0**	**0**	**0**

Notes

Replacement Life	Years	8
Replacement Life	Hours	5,000
Replacement Life	Km	N/A
Purchase Date	2019/20	

Shire of Donnybrook Balingup

Asset Management Plan -Vehicles
2023/24

P1027C

Vehicle Description	Tractor	**Registration:**	DB 1027
Vehicle Use	Parks & Gardens	**Vehicle Type:**	Tractor
Plant Number	P1027C	**Current Estimated Replacement Cost ($):**	**80,000**
Asset Number	61206	**Current Estimated Trade In ($):**	**26,000**
No of years to Acquisition (Council)	**3**		
Change Over Years (Uniquo)	**8**		
Change Over Years (Council)	**8**		

	No of years to Acquisition	Change Over (Years)	1 2023/24	2 2024/25	3 2025/26	4 2026/27	5 2027/28	6 2028/29	7 2029/30	8 2030/31	9 2031/32	10 2032/33
EXPENDITURE												
Replacement	3	8	0	0	87,418	0	0	0	0	0	0	0
TOTAL EXPENDITURE			**0**	**0**	**87,418**	**0**	**0**	**0**	**0**	**0**	**0**	**0**
REVENUE												
Borrowings			0	0	0	0	0	0	0	0	0	0
Reserve Funds			0	0	59,007	0	0	0	0	0	0	0
Sale Revenue			0	0	28,411	0	0	0	0	0	0	0
TOTAL REVENUE			**0**	**0**	**87,418**	**0**	**0**	**0**	**0**	**0**	**0**	**0**
GENERAL FUNDS REQUIRED			**0**	**0**	**0**	**0**	**0**	**0**	**0**	**0**	**0**	**0**

Notes

Replacement Life	Years	8
Replacement Life	Hours	2,000
Replacement Life	Km	N/A
Purchase Date	2017/18	

Shire of Donnybrook Balingup

Asset Management Plan -Vehicles
2023/24

P5O

Vehicle Description	CEO							**Registration:**	DB 5			
Vehicle Use	Sedan							**Vehicle Type:**	Sedan			
Plant Number	P5O							**Current Estimated Replacement Cost ($):**	**61,500**			
Asset Number	61248											
								Current Estimated Trade In ($):	**37,500**			
No of years to Acquisition (Council)	**1**											
Change Over Years (Uniquo)	**5**											
Change Over Years (Council)	**5**											
			1	**2**	**3**	**4**	**5**	**6**	**7**	**8**	**9**	**10**
	No of years to Acquisition	**Change Over (Years)**	**2023/24**	**2024/25**	**2025/26**	**2026/27**	**2027/28**	**2028/29**	**2029/30**	**2030/31**	**2031/32**	**2032/33**
EXPENDITURE												
Replacement	1	5	63,345	0	0	0	0	73,434	0	0	0	0
TOTAL EXPENDITURE			**63,345**	**0**	**0**	**0**	**0**	**73,434**	**0**	**0**	**0**	**0**
REVENUE												
Borrowings			0	0	0	0	0	0	0	0	0	0
Reserve Funds			24,720	0	0	0	0	28,657	0	0	0	0
Sale Revenue			38,625	0	0	0	0	44,777	0	0	0	0
TOTAL REVENUE			**63,345**	**0**	**0**	**0**	**0**	**73,434**	**0**	**0**	**0**	**0**
GENERAL FUNDS REQUIRED			**0**	**0**	**0**	**0**	**0**	**0**	**0**	**0**	**0**	**0**

Notes

Replacement Life	Years	5
Replacement Life	Hours	N/A
Replacement Life	Km	150,000
Purchase Date	2017/18	

Shire of Donnybrook Balingup

Asset Management Plan -Vehicles
2023/24

P009H

Vehicle Description	Executive Manager Corporate & Community Services	**Registration:**	DB 009
Vehicle Use	Sedan	**Vehicle Type:**	Sedan
Plant Number	P009H	**Current Estimated Replacement Cost ($):**	**51,500**
Asset Number	61297	**Current Estimated Trade In ($):**	**24,500**
No of years to Acquisition (Council)	**1**		
Change Over Years (Uniquo)	**5**		
Change Over Years (Council)	**5**		

	No of years to Acquisition	Change Over (Years)	1 2023/24	2 2024/25	3 2025/26	4 2026/27	5 2027/28	6 2028/29	7 2029/30	8 2030/31	9 2031/32	10 2032/33
EXPENDITURE												
Replacement	1	5	53,045	0	0	0	0	61,494	0	0	0	0
TOTAL EXPENDITURE			**53,045**	**0**	**0**	**0**	**0**	**61,494**	**0**	**0**	**0**	**0**
REVENUE												
Borrowings			0	0	0	0	0	0	0	0	0	0
Reserve Funds			27,810	0	0	0	0	32,239	0	0	0	0
Sale Revenue			25,235	0	0	0	0	29,254	0	0	0	0
TOTAL REVENUE			**53,045**	**0**	**0**	**0**	**0**	**61,494**	**0**	**0**	**0**	**0**
GENERAL FUNDS REQUIRED			**0**	**0**	**0**	**0**	**0**	**0**	**0**	**0**	**0**	**0**

Notes

Replacement Life	Years	5
Replacement Life	Hours	N/A
Replacement Life	Km	150,000

Purchase Date 2018/19

Shire of Donnybrook Balingup

Asset Management Plan -Vehicles
2023/24

P2222G

Vehicle Description	Manager Works & Services	**Registration:**	DB 2222
Vehicle Use	Parks & Gardens	**Vehicle Type:**	Sedan
Plant Number	P2222G	**Current Estimated Replacement Cost ($):**	**48,000**
Asset Number	61299		
		Current Estimated Trade In ($):	**19,500**
No of years to Acquisition (Council)	**5**		
Change Over Years (Uniquo)	**5**		
Change Over Years (Council)	**4**		

	No of years to Acquisition	Change Over (Years)	1 2023/24	2 2024/25	3 2025/26	4 2026/27	5 2027/28	6 2028/29	7 2029/30	8 2030/31	9 2031/32	10 2032/33
EXPENDITURE												
Replacement	5	4	0	0	0	0	55,645	0	0	0	62,629	0
TOTAL EXPENDITURE			**0**	**0**	**0**	**0**	**55,645**	**0**	**0**	**0**	**62,629**	**0**
REVENUE												
Borrowings			0	0	0	0	0	0	0	0	0	0
Reserve Funds			0	0	0	0	33,039	0	0	0	37,186	0
Sale Revenue			0	0	0	0	22,606	0	0	0	25,443	0
TOTAL REVENUE			**0**	**0**	**0**	**0**	**55,645**	**0**	**0**	**0**	**62,629**	**0**
GENERAL FUNDS REQUIRED			**0**	**0**	**0**	**0**	**0**	**0**	**0**	**0**	**0**	**0**

Notes

Replacement Life	Years	4
Replacement Life	Hours	N/A
Replacement Life	Km	150,000

Purchase Date 2022/23

Shire of Donnybrook Balingup

Asset Management Plan -Vehicles
2023/24

P15L

Vehicle Description	Principal Projects Manager	**Registration:**	DB 15
Vehicle Use	Sedan	**Vehicle Type:**	Sedan
Plant Number	P15L	**Current Estimated Replacement Cost ($):**	**33,000**
Asset Number	61313	**Current Estimated Trade In ($):**	**16,500**
No of years to Acquisition (Council)	**3**		
Change Over Years (Uniquo)	**5**		
Change Over Years (Council)	**5**		

	No of years to Acquisition	Change Over (Years)	1 2023/24	2 2024/25	3 2025/26	4 2026/27	5 2027/28	6 2028/29	7 2029/30	8 2030/31	9 2031/32	10 2032/33
EXPENDITURE												
Replacement	3	5	0	0	36,060	0	0	0	0	41,803	0	0
TOTAL EXPENDITURE			**0**	**0**	**36,060**	**0**	**0**	**0**	**0**	**41,803**	**0**	**0**
REVENUE												
Borrowings			0	0	0	0	0	0	0	0	0	0
Reserve Funds			0	0	18,030	0	0	0	0	20,902	0	0
Sale Revenue			0	0	18,030	0	0	0	0	20,902	0	0
TOTAL REVENUE			**0**	**0**	**36,060**	**0**	**0**	**0**	**0**	**41,803**	**0**	**0**
GENERAL FUNDS REQUIRED			**0**	**0**	**0**	**0**	**0**	**0**	**0**	**0**	**0**	**0**

Notes

Replacement Life	Years	5
Replacement Life	Hours	N/A
Replacement Life	Km	150,000

Purchase Date 9-Oct-19

Shire of Donnybrook Balingup

Asset Management Plan -Vehicles
2023/24

P463L

Vehicle Description	Principal Town Planner	**Registration:**	DB 463
Vehicle Use	Sedan	**Vehicle Type:**	Sedan
Plant Number	P463L	**Current Estimated Replacement Cost ($):**	**33,000**
Asset Number	61307	**Current Estimated Trade In ($):**	**16,200**
No of years to Acquisition (Council)	**2**		
Change Over Years (Uniquo)	**5**		
Change Over Years (Council)	**4**		

	No of years to Acquisition	Change Over (Years)	1 2023/24	2 2024/25	3 2025/26	4 2026/27	5 2027/28	6 2028/29	7 2029/30	8 2030/31	9 2031/32	10 2032/33
EXPENDITURE												
Replacement	2	4	0	35,010	0	0	0	39,404	0	0	0	44,349
TOTAL EXPENDITURE			**0**	**35,010**	**0**	**0**	**0**	**39,404**	**0**	**0**	**0**	**44,349**
REVENUE												
Borrowings			0	0	0	0	0	0	0	0	0	0
Reserve Funds			0	17,823	0	0	0	20,060	0	0	0	22,578
Sale Revenue			0	17,187	0	0	0	19,344	0	0	0	21,771
TOTAL REVENUE			**0**	**35,010**	**0**	**0**	**0**	**39,404**	**0**	**0**	**0**	**44,349**
GENERAL FUNDS REQUIRED			**0**	**0**	**0**	**0**	**0**	**0**	**0**	**0**	**0**	**0**

Notes

Replacement Life	Years	4
Replacement Life	Hours	N/A
Replacement Life	Km	150,000

Purchase Date 17-Nov-20

Shire of Donnybrook Balingup

Asset Management Plan -Vehicles
2023/24

P252J

Vehicle Description	Principal Environmental Health Officer	**Registration:**	DB 252
Vehicle Use	Sedan	**Vehicle Type:**	Sedan
Plant Number	P252J	**Current Estimated Replacement Cost ($):**	**33,000**
Asset Number	61295	**Current Estimated Trade In ($):**	**16,500**
No of years to Acquisition (Council)	**1**		
Change Over Years (Uniquo)	**5**		
Change Over Years (Council)	**4**		

	No of years to Acquisition	Change Over (Years)	1 2023/24	2 2024/25	3 2025/26	4 2026/27	5 2027/28	6 2028/29	7 2029/30	8 2030/31	9 2031/32	10 2032/33
EXPENDITURE												
Replacement	1	4	33,990	0	0	0	38,256	0	0	0	43,058	0
TOTAL EXPENDITURE			**33,990**	**0**	**0**	**0**	**38,256**	**0**	**0**	**0**	**43,058**	**0**
REVENUE												
Borrowings			0	0	0	0	0	0	0	0	0	0
Reserve Funds			16,995	0	0	0	19,128	0	0	0	21,529	0
Sale Revenue			16,995	0	0	0	19,128	0	0	0	21,529	0
TOTAL REVENUE			**33,990**	**0**	**0**	**0**	**38,256**	**0**	**0**	**0**	**43,058**	**0**
GENERAL FUNDS REQUIRED			**0**	**0**	**0**	**0**	**0**	**0**	**0**	**0**	**0**	**0**

Notes

Replacement Life	Years	4
Replacement Life	Hours	N/A
Replacement Life	Km	150,000

Purchase Date 17-May-19

Shire of Donnybrook Balingup

Asset Management Plan -Vehicles
2023/24

P112G

Vehicle Description	Works Supervisor	**Registration:**	DB 112
Vehicle Use	Ute	**Vehicle Type:**	Ute
Plant Number	P112G	**Current Estimated Replacement Cost ($):**	**42,000**
Asset Number	61316	**Current Estimated Trade In ($):**	**22,000**
No of years to Acquisition (Council)	**5**		
Change Over Years (Uniquo)	**5**		
Change Over Years (Council)	**4**		

	No of years to Acquisition	Change Over (Years)	1 2023/24	2 2024/25	3 2025/26	4 2026/27	5 2027/28	6 2028/29	7 2029/30	8 2030/31	9 2031/32	10 2032/33
EXPENDITURE												
Replacement	5	4	0	0	0	0	48,690	0	0	0	54,800	0
TOTAL EXPENDITURE			**0**	**0**	**0**	**0**	**48,690**	**0**	**0**	**0**	**54,800**	**0**
REVENUE												
Borrowings			0	0	0	0	0	0	0	0	0	0
Reserve Funds			0	0	0	0	23,185	0	0	0	26,095	0
Sale Revenue			0	0	0	0	25,504	0	0	0	28,705	0
TOTAL REVENUE			**0**	**0**	**0**	**0**	**48,690**	**0**	**0**	**0**	**54,800**	**0**
GENERAL FUNDS REQUIRED			**0**	**0**	**0**	**0**	**0**	**0**	**0**	**0**	**0**	**0**

Notes

Replacement Life	Years	4
Replacement Life	Hours	N/A
Replacement Life	Km	150,000
Purchase Date	2021/22	

Shire of Donnybrook Balingup

Asset Management Plan -Vehicles
2023/24

P4647B

Vehicle Description	Parks & Gardens (Dbk)	**Registration:**	DB 4647
Vehicle Use	Parks & Gardens	**Vehicle Type:**	Ute
Plant Number	P4647B	**Current Estimated Replacement Cost ($):**	**34,000**
Asset Number	61283		
		Current Estimated Trade In ($):	**16,000**
No of years to Acquisition (Council)	**5**		
Change Over Years (Uniquo)	**5**		
Change Over Years (Council)	**5**		

	No of years to Acquisition	Change Over (Years)	1 2023/24	2 2024/25	3 2025/26	4 2026/27	5 2027/28	6 2028/29	7 2029/30	8 2030/31	9 2031/32	10 2032/33
EXPENDITURE												
Replacement	5	5	0	0	0	0	39,415	0	0	0	0	45,693
TOTAL EXPENDITURE			**0**	**0**	**0**	**0**	**39,415**	**0**	**0**	**0**	**0**	**45,693**
REVENUE												
Borrowings			0	0	0	0	0	0	0	0	0	0
Reserve Funds			0	0	0	0	20,867	0	0	0	0	24,190
Sale Revenue			0	0	0	0	18,548	0	0	0	0	21,503
TOTAL REVENUE			**0**	**0**	**0**	**0**	**39,415**	**0**	**0**	**0**	**0**	**45,693**
GENERAL FUNDS REQUIRED			**0**	**0**	**0**	**0**	**0**	**0**	**0**	**0**	**0**	**0**

Notes

Replacement Life	Years	5
Replacement Life	Hours	N/A
Replacement Life	Km	N/A

Purchase Date 2022/23

Shire of Donnybrook Balingup

Asset Management Plan -Vehicles
2023/24

P102C

Vehicle Description	Parks & Gardens Supervisor	**Registration:**	DB 102
Vehicle Use	Parks & Gardens	**Vehicle Type:**	Ute
Plant Number	P102C	**Current Estimated Replacement Cost ($):**	**42,000**
Asset Number	61312	**Current Estimated Trade In ($):**	**12,000**
No of years to Acquisition (Council)	**5**		
Change Over Years (Uniquo)	**5**		
Change Over Years (Council)	**5**		

	No of years to Acquisition	Change Over (Years)	1 2023/24	2 2024/25	3 2025/26	4 2026/27	5 2027/28	6 2028/29	7 2029/30	8 2030/31	9 2031/32	10 2032/33
EXPENDITURE												
Replacement	5	5	0	0	0	0	48,690	0	0	0	0	56,444
TOTAL EXPENDITURE			**0**	**0**	**0**	**0**	**48,690**	**0**	**0**	**0**	**0**	**56,444**
REVENUE												
Borrowings			0	0	0	0	0	0	0	0	0	0
Reserve Funds			0	0	0	0	34,778	0	0	0	0	40,317
Sale Revenue			0	0	0	0	13,911	0	0	0	0	16,127
TOTAL REVENUE			**0**	**0**	**0**	**0**	**48,690**	**0**	**0**	**0**	**0**	**56,444**
GENERAL FUNDS REQUIRED			**0**	**0**	**0**	**0**	**0**	**0**	**0**	**0**	**0**	**0**

Notes

Replacement Life	Years	5
Replacement Life	Hours	N/A
Replacement Life	Km	N/A

Purchase Date 18-Feb-21

Shire of Donnybrook Balingup

Asset Management Plan -Vehicles
2023/24

P117C

Vehicle Description	Parks & Gardens Supervisor	**Registration:**	DB 117
Vehicle Use	Works	**Vehicle Type:**	Ute
Plant Number	P117C	**Current Estimated Replacement Cost ($):**	**37,000**
Asset Number	61310	**Current Estimated Trade In ($):**	**22,000**
No of years to Acquisition (Council)	**3**		
Change Over Years (Uniquo)	**5**		
Change Over Years (Council)	**5**		

	No of years to Acquisition	Change Over (Years)	1 2023/24	2 2024/25	3 2025/26	4 2026/27	5 2027/28	6 2028/29	7 2029/30	8 2030/31	9 2031/32	10 2032/33
EXPENDITURE												
Replacement	3	5	0	0	40,431	0	0	0	0	46,870	0	0
TOTAL EXPENDITURE			**0**	**0**	**40,431**	**0**	**0**	**0**	**0**	**46,870**	**0**	**0**
REVENUE												
Borrowings			0	0	0	0	0	0	0	0	0	0
Reserve Funds			0	0	16,391	0	0	0	0	19,002	0	0
Sale Revenue			0	0	24,040	0	0	0	0	27,869	0	0
TOTAL REVENUE			**0**	**0**	**40,431**	**0**	**0**	**0**	**0**	**46,870**	**0**	**0**
GENERAL FUNDS REQUIRED			**0**	**0**	**0**	**0**	**0**	**0**	**0**	**0**	**0**	**0**

Notes

Replacement Life	Years	5
Replacement Life	Hours	N/A
Replacement Life	Km	N/A
Purchase Date	2020/21	

Shire of Donnybrook Balingup

Asset Management Plan -Vehicles
2023/24

P646C

Vehicle Description	4 x 2 Ute	**Registration:**	DB 646
Vehicle Use	Works	**Vehicle Type:**	Ute
Plant Number	P646C	**Current Estimated Replacement Cost ($):**	**36,000**
Asset Number	61318	**Current Estimated Trade In ($):**	**13,000**
No of years to Acquisition (Council)	**4**		
Change Over Years (Uniquo)	**5**		
Change Over Years (Council)	**5**		

	No of years to Acquisition	Change Over (Years)	1 2023/24	2 2024/25	3 2025/26	4 2026/27	5 2027/28	6 2028/29	7 2029/30	8 2030/31	9 2031/32	10 2032/33
EXPENDITURE												
Replacement	4	5	0	0	0	40,518	0	0	0	0	46,972	0
TOTAL EXPENDITURE			**0**	**0**	**0**	**40,518**	**0**	**0**	**0**	**0**	**46,972**	**0**
REVENUE												
Borrowings			0	0	0	0	0	0	0	0	0	0
Reserve Funds			0	0	0	25,887	0	0	0	0	30,010	0
Sale Revenue			0	0	0	14,632	0	0	0	0	16,962	0
TOTAL REVENUE			**0**	**0**	**0**	**40,518**	**0**	**0**	**0**	**0**	**46,972**	**0**
GENERAL FUNDS REQUIRED			**0**	**0**	**0**	**0**	**0**	**0**	**0**	**0**	**0**	**0**

Notes

Replacement Life	Years	5
Replacement Life	Hours	N/A
Replacement Life	Km	N/A

Purchase Date 2021/22

This ute requires grader towing attachments.

Shire of Donnybrook Balingup

Asset Management Plan -Vehicles
2023/24

P419A

Vehicle Description	4 x 2 Ute	**Registration:**	DB 419
Vehicle Use	Works	**Vehicle Type:**	Ute
Plant Number	P419A	**Current Estimated Replacement Cost ($):**	**32,000**
Asset Number	61264	**Current Estimated Trade In ($):**	**16,000**
No of years to Acquisition (Council)	**5**		
Change Over Years (Uniquo)	**5**		
Change Over Years (Council)	**5**		

	No of years to Acquisition	Change Over (Years)	1 2023/24	2 2024/25	3 2025/26	4 2026/27	5 2027/28	6 2028/29	7 2029/30	8 2030/31	9 2031/32	10 2032/33
EXPENDITURE												
Replacement	5	5	0	0	0	0	37,097	0	0	0	0	43,005
TOTAL EXPENDITURE			**0**	**0**	**0**	**0**	**37,097**	**0**	**0**	**0**	**0**	**43,005**
REVENUE												
Borrowings			0	0	0	0	0	0	0	0	0	0
Reserve Funds			0	0	0	0	18,548	0	0	0	0	21,503
Sale Revenue			0	0	0	0	18,548	0	0	0	0	21,503
TOTAL REVENUE			**0**	**0**	**0**	**0**	**37,097**	**0**	**0**	**0**	**0**	**43,005**
GENERAL FUNDS REQUIRED			**0**	**0**	**0**	**0**	**0**	**0**	**0**	**0**	**0**	**0**

Notes

Replacement Life	Years	5
Replacement Life	Hours	N/A
Replacement Life	Km	N/A
Purchase Date	2022/23	

Shire of Donnybrook Balingup

Asset Management Plan -Vehicles
2023/24

P346B

Vehicle Description	4 x 4 Ute - Coordinator Technical Services	**Registration:**	DB 346
Vehicle Use	Works & Services	**Vehicle Type:**	Ute
Plant Number	P346B	**Current Estimated Replacement Cost ($):**	**41,000**
Asset Number	61317	**Current Estimated Trade In ($):**	**22,000**
No of years to Acquisition (Council)	**4**		
Change Over Years (Uniquo)	**5**		
Change Over Years (Council)	**5**		

	No of years to Acquisition	Change Over (Years)	1 2023/24	2 2024/25	3 2025/26	4 2026/27	5 2027/28	6 2028/29	7 2029/30	8 2030/31	9 2031/32	10 2032/33
EXPENDITURE												
Replacement	4	5	0	0	0	46,146	0	0	0	0	53,496	0
TOTAL EXPENDITURE			**0**	**0**	**0**	**46,146**	**0**	**0**	**0**	**0**	**53,496**	**0**
REVENUE												
Borrowings			0	0	0	0	0	0	0	0	0	0
Reserve Funds			0	0	0	21,385	0	0	0	0	24,791	0
Sale Revenue			0	0	0	24,761	0	0	0	0	28,705	0
TOTAL REVENUE			**0**	**0**	**0**	**46,146**	**0**	**0**	**0**	**0**	**53,496**	**0**
GENERAL FUNDS REQUIRED			**0**	**0**	**0**	**0**	**0**	**0**	**0**	**0**	**0**	**0**

Notes

Replacement Life	Years	5
Replacement Life	Hours	N/A
Replacement Life	Km	150,000
Purchase Date	2021/22	

Shire of Donnybrook Balingup

Asset Management Plan -Vehicles
2023/24

P92G

Vehicle Description	Ute - Senior Ranger	**Registration:**	DB 92
Vehicle Use	Ranger	**Vehicle Type:**	Ute
Plant Number	P92G	**Current Estimated Replacement Cost ($):**	**65,000** with new pod
Asset Number	61289		
		Current Estimated Trade In ($):	**22,000**
No of years to Acquisition (Council)	**3**		
Change Over Years (Uniquo)	**5**		
Change Over Years (Council)	**3**		

	No of years to Acquisition	Change Over (Years)	1 2023/24	2 2024/25	3 2025/26	4 2026/27	5 2027/28	6 2028/29	7 2029/30	8 2030/31	9 2031/32	10 2032/33
EXPENDITURE												
Replacement	3	3	0	0	71,027	0	0	77,613	0	0	84,810	0
TOTAL EXPENDITURE			**0**	**0**	**71,027**	**0**	**0**	**77,613**	**0**	**0**	**84,810**	**0**
REVENUE												
Borrowings			0	0	0	0	0	0	0	0	0	0
Reserve Funds			0	0	46,987	0	0	51,344	0	0	56,105	0
Sale Revenue			0	0	24,040	0	0	26,269	0	0	28,705	0
TOTAL REVENUE			**0**	**0**	**71,027**	**0**	**0**	**77,613**	**0**	**0**	**84,810**	**0**
GENERAL FUNDS REQUIRED			**0**	**0**	**0**	**0**	**0**	**0**	**0**	**0**	**0**	**0**

Notes

Replacement Life	Years	3
Replacement Life	Hours	N/A
Replacement Life	Km	150,000

Purchase Date 2022/23 Requires custom built ranger pod for rear. Est cost of pod $15,000

Shire of Donnybrook Balingup

Asset Management Plan -Vehicles
2023/24

P631D

Vehicle Description	Ute - Princ Building Surveyor	**Registration:**	DB 631
Vehicle Use	Principal Building Surveyor	**Vehicle Type:**	Ute
Plant Number	P631D	**Current Estimated Replacement Cost ($):**	**35,000**
Asset Number	61315	**Current Estimated Trade In ($):**	**15,000**
No of years to Acquisition (Council)	**4**		
Change Over Years (Uniquo)	**5**		
Change Over Years (Council)	**5**		

	No of years to Acquisition	Change Over (Years)	1 2023/24	2 2024/25	3 2025/26	4 2026/27	5 2027/28	6 2028/29	7 2029/30	8 2030/31	9 2031/32	10 2032/33
EXPENDITURE												
Replacement	4	5	0	0	0	39,393	0	0	0	0	45,667	0
TOTAL EXPENDITURE			**0**	**0**	**0**	**39,393**	**0**	**0**	**0**	**0**	**45,667**	**0**
REVENUE												
Borrowings			0	0	0	0	0	0	0	0	0	0
Reserve Funds			0	0	0	22,510	0	0	0	0	26,095	0
Sale Revenue			0	0	0	16,883	0	0	0	0	19,572	0
TOTAL REVENUE			**0**	**0**	**0**	**39,393**	**0**	**0**	**0**	**0**	**45,667**	**0**
GENERAL FUNDS REQUIRED			**0**	**0**	**0**	**0**	**0**	**0**	**0**	**0**	**0**	**0**

Notes

Replacement Life	Years	5
Replacement Life	Hours	N/A
Replacement Life	Km	N/A

Purchase Date 2021/22

Shire of Donnybrook Balingup

Asset Management Plan -Vehicles
2023/24

P193F

Vehicle Description	Ride on Mower 72" - Dbk	**Registration:**	DB 193
Vehicle Use	Parks & Gardens	**Vehicle Type:**	Ride on Mower
Plant Number	P193F	**Current Estimated Replacement Cost ($):**	**56,000**
Asset Number	61302	**Current Estimated Trade In ($):**	**11,000**
No of years to Acquisition (Council)	**4**		
Change Over Years (Uniquo)	**3**		
Change Over Years (Council)	**2**		

	No of years to Acquisition	Change Over (Years)	1 2023/24	2 2024/25	3 2025/26	4 2026/27	5 2027/28	6 2028/29	7 2029/30	8 2030/31	9 2031/32	10 2032/33
EXPENDITURE												
Replacement	4	2	0	0	0	63,028	0	66,867	0	70,939	0	75,259
TOTAL EXPENDITURE			**0**	**0**	**0**	**63,028**	**0**	**66,867**	**0**	**70,939**	**0**	**75,259**
REVENUE												
Borrowings			0	0	0	0	0	0	0	0	0	0
Reserve Funds			0	0	0	50,648	0	53,732	0	57,005	0	60,476
Sale Revenue			0	0	0	12,381	0	13,135	0	13,934	0	14,783
TOTAL REVENUE			**0**	**0**	**0**	**63,028**	**0**	**66,867**	**0**	**70,939**	**0**	**75,259**
GENERAL FUNDS REQUIRED			**0**	**0**	**0**	**0**	**0**	**0**	**0**	**0**	**0**	**0**

Notes

Replacement Life	Years	2
Replacement Life	Hours	2,000
Replacement Life	Km	N/A
Purchase Date	2022/23	

Shire of Donnybrook Balingup

Asset Management Plan -Vehicles
2023/24

P606B

Vehicle Description	Ride on Mower 60" - Balingup	**Registration:**	DB 606
Vehicle Use	Parks & Gardens	**Vehicle Type:**	Ride on Mower
Plant Number	P606B	**Current Estimated Replacement Cost ($):**	**62,000**
Asset Number	61309		
		Current Estimated Trade In ($):	**11,000**
No of years to Acquisition (Council)	**4**		
Change Over Years (Uniquo)	**3**		
Change Over Years (Council)	**3**		

	No of years to Acquisition	Change Over (Years)	1 2023/24	2 2024/25	3 2025/26	4 2026/27	5 2027/28	6 2028/29	7 2029/30	8 2030/31	9 2031/32	10 2032/33
EXPENDITURE												
Replacement	4	3	0	0	0	69,782	0	0	76,252	0	0	83,323
TOTAL EXPENDITURE			**0**	**0**	**0**	**69,782**	**0**	**0**	**76,252**	**0**	**0**	**83,323**
REVENUE												
Borrowings			0	0	0	0	0	0	0	0	0	0
Reserve Funds			0	0	0	57,401	0	0	62,724	0	0	68,540
Sale Revenue			0	0	0	12,381	0	0	13,529	0	0	14,783
TOTAL REVENUE			**0**	**0**	**0**	**69,782**	**0**	**0**	**76,252**	**0**	**0**	**83,323**
GENERAL FUNDS REQUIRED			**0**	**0**	**0**	**0**	**0**	**0**	**0**	**0**	**0**	**0**

Notes

Replacement Life	Years	3
Replacement Life	Hours	2,000
Replacement Life	Km	N/A
Purchase Date	2022/23	

Shire of Donnybrook Balingup

Asset Management Plan -Vehicles
2023/24

P898F

Vehicle Description	Ride on Mower (zero turn)	**Registration:**	DB 898
Vehicle Use	Works	**Vehicle Type:**	Ride on Mower
Plant Number	P898F	**Current Estimated Replacement Cost ($):**	**29,000**
Asset Number	61308	**Current Estimated Trade In ($):**	**8,300**
No of years to Acquisition (Council)	**3**		
Change Over Years (Uniquo)	**3**		
Change Over Years (Council)	**3**		

	No of years to Acquisition	Change Over (Years)	1 2023/24	2 2024/25	3 2025/26	4 2026/27	5 2027/28	6 2028/29	7 2029/30	8 2030/31	9 2031/32	10 2032/33
EXPENDITURE												
Replacement	3	3	0	0	31,689	0	0	34,628	0	0	37,838	0
TOTAL EXPENDITURE			**0**	**0**	**31,689**	**0**	**0**	**34,628**	**0**	**0**	**37,838**	**0**
REVENUE												
Borrowings			0	0	0	0	0	0	0	0	0	0
Reserve Funds			0	0	22,619	0	0	24,717	0	0	27,009	0
Sale Revenue			0	0	9,070	0	0	9,911	0	0	10,830	0
TOTAL REVENUE			**0**	**0**	**31,689**	**0**	**0**	**34,628**	**0**	**0**	**37,838**	**0**
GENERAL FUNDS REQUIRED			**0**	**0**	**0**	**0**	**0**	**0**	**0**	**0**	**0**	**0**

Notes

Replacement Life	Years	3
Replacement Life	Hours	2,000
Replacement Life	Km	N/A

Purchase Date 18-Dec-20

Shire of Donnybrook Balingup

Asset Management Plan -Vehicles
2023/24

P271A

Vehicle Description	Ride on Sweeper	**Registration:**	DB 271
Vehicle Use	Parks & Gardens	**Vehicle Type:**	Ride on Sweeper
Plant Number	P271A	**Current Estimated Replacement Cost ($):**	**41,000**
Asset Number	61281	**Current Estimated Trade In ($):**	**5,125**
No of years to Acquisition (Council)	**3**		
Change Over Years (Uniquo)	**8**		
Change Over Years (Council)	**8**		

	No of years to Acquisition	Change Over (Years)	1 2023/24	2 2024/25	3 2025/26	4 2026/27	5 2027/28	6 2028/29	7 2029/30	8 2030/31	9 2031/32	10 2032/33
EXPENDITURE												
Replacement	3	8	0	0	44,802	0	0	0	0	0	0	0
TOTAL EXPENDITURE			**0**	**0**	**44,802**	**0**	**0**	**0**	**0**	**0**	**0**	**0**
REVENUE												
Borrowings			0	0	0	0	0	0	0	0	0	0
Reserve Funds			0	0	39,202	0	0	0	0	0	0	0
Sale Revenue			0	0	5,600	0	0	0	0	0	0	0
TOTAL REVENUE			**0**	**0**	**44,802**	**0**	**0**	**0**	**0**	**0**	**0**	**0**
GENERAL FUNDS REQUIRED			**0**	**0**	**0**	**0**	**0**	**0**	**0**	**0**	**0**	**0**

Notes

Replacement Life	Years	8
Replacement Life	Hours	5,000
Replacement Life	Km	N/A

Purchase Date 8-Nov-17

Shire of Donnybrook Balingup

Asset Management Plan -Vehicles
2023/24

P6066

Vehicle Description	Trailer	**Registration:**	DB 6066
Vehicle Use	Works	**Vehicle Type:**	Trailer
Plant Number	P6066	**Current Estimated Replacement Cost ($):**	**3,150**
Asset Number	61067	**Current Estimated Trade In ($):**	**500**
No of years to Acquisition (Council)	**14**		
Change Over Years (Uniquo)	**15**		
Change Over Years (Council)	**15**		

	No of years to Acquisition	Change Over (Years)	1 2023/24	2 2024/25	3 2025/26	4 2026/27	5 2027/28	6 2028/29	7 2029/30	8 2030/31	9 2031/32	10 2032/33
EXPENDITURE												
Replacement	14	15	0	0	0	0	0	0	0	0	0	0
TOTAL EXPENDITURE			**0**	**0**	**0**	**0**	**0**	**0**	**0**	**0**	**0**	**0**
REVENUE												
Borrowings			0	0	0	0	0	0	0	0	0	0
Reserve Funds			0	0	0	0	0	0	0	0	0	0
Sale Revenue			0	0	0	0	0	0	0	0	0	0
TOTAL REVENUE			**0**	**0**	**0**	**0**	**0**	**0**	**0**	**0**	**0**	**0**
GENERAL FUNDS REQUIRED			**0**	**0**	**0**	**0**	**0**	**0**	**0**	**0**	**0**	**0**

Notes

Replacement Life	Years	15
Replacement Life	Hours	N/A
Replacement Life	Km	N/A
Purchase Date	2021/22	

Shire of Donnybrook Balingup

Asset Management Plan -Vehicles
2023/24

P6083

Vehicle Description	Cement Mixer Trailer	**Registration:**	DB 6083
Vehicle Use	Works	**Vehicle Type:**	Trailer
Plant Number	P6083	**Current Estimated Replacement Cost ($):**	**3,150**
Asset Number	61079		
		Current Estimated Trade In ($):	**506**
No of years to Acquisition (Council)	**5**		
Change Over Years (Uniquo)	**15**		
Change Over Years (Council)	**15**		

	No of years to Acquisition	Change Over (Years)	1 2023/24	2 2024/25	3 2025/26	4 2026/27	5 2027/28	6 2028/29	7 2029/30	8 2030/31	9 2031/32	10 2032/33
EXPENDITURE												
Replacement	5	15	0	0	0	0	3,652	0	0	0	0	0
TOTAL EXPENDITURE			**0**	**0**	**0**	**0**	**3,652**	**0**	**0**	**0**	**0**	**0**
REVENUE												
Borrowings			0	0	0	0	0	0	0	0	0	0
Reserve Funds			0	0	0	0	3,065	0	0	0	0	0
Sale Revenue			0	0	0	0	587	0	0	0	0	0
TOTAL REVENUE			**0**	**0**	**0**	**0**	**3,652**	**0**	**0**	**0**	**0**	**0**
GENERAL FUNDS REQUIRED			**0**	**0**	**0**	**0**	**0**	**0**	**0**	**0**	**0**	**0**

Notes

Replacement Life	Years	15
Replacement Life	Hours	N/A
Replacement Life	Km	N/A

Purchase Date 30-Jun-13

Shire of Donnybrook Balingup

Asset Management Plan -Vehicles
2023/24

P8250

Vehicle Description	Executive Manager Operations	**Registration:**	DB 8250
Vehicle Use	Executive Manager Operations	**Vehicle Type:**	Executive
Plant Number	P8250	**Current Estimated Replacement Cost ($):**	51,000
Asset Number	61291		
		Current Estimated Trade In ($):	24,000
No of years to Acquisition (Council)	4		
Change Over Years (Uniquo)	5		
Change Over Years (Council)	4		

	No of years to Acquisition	Change Over (Years)	1 2023/24	2 2024/25	3 2025/26	4 2026/27	5 2027/28	6 2028/29	7 2029/30	8 2030/31	9 2031/32	10 2032/33
EXPENDITURE												
Renewal	4	4	0	0	0	57,401	0	0	0	64,605	0	0
TOTAL EXPENDITURE			**0**	**0**	**0**	**57,401**	**0**	**0**	**0**	**64,605**	**0**	**0**
REVENUE												
Borrowings			0	0	0	0	0	0	0	0	0	0
Reserve Funds			0	0	0	30,389	0	0	0	34,203	0	0
Sale Revenue			0	0	0	27,012	0	0	0	30,402	0	0
TOTAL REVENUE			**0**	**0**	**0**	**57,401**	**0**	**0**	**0**	**64,605**	**0**	**0**
GENERAL FUNDS REQUIRED			**0**	**0**	**0**	**0**	**0**	**0**	**0**	**0**	**0**	**0**

Notes

Replacement Life	Years	4
Replacement Life	Hours	N/A
Replacement Life	Km	150,000 km

Purchase Date 2018/19

Shire of Donnybrook Balingup

Asset Management Plan -Vehicles
2023/24

P1TXQ265

Vehicle Description	Trailer (Tipping)	**Registration:**	1TXQ265
Vehicle Use	Construction / P&G	**Vehicle Type:**	Trailer (Tipping)
Plant Number	P1TXQ265	**Current Estimated Replacement Cost ($):**	**8,500**
Asset Number	61319		
		Current Estimated Trade In ($):	**1,500**
No of years to Acquisition (Council)	**11**		
Change Over Years (Uniquo)	**12**		
Change Over Years (Council)	**12**		

	No of years to Acquisition	Change Over (Years)	1 2023/24	2 2024/25	3 2025/26	4 2026/27	5 2027/28	6 2028/29	7 2029/30	8 2030/31	9 2031/32	10 2032/33
EXPENDITURE												
Renewal	11	12	0	0	0	0	0	0	0	0	0	0
TOTAL EXPENDITURE			**0**	**0**	**0**	**0**	**0**	**0**	**0**	**0**	**0**	**0**
REVENUE												
Borrowings			0	0	0	0	0	0	0	0	0	0
Reserve Funds			0	0	0	0	0	0	0	0	0	0
Sale Revenue			0	0	0	0	0	0	0	0	0	0
TOTAL REVENUE			**0**	**0**	**0**	**0**	**0**	**0**	**0**	**0**	**0**	**0**
GENERAL FUNDS REQUIRED			**0**	**0**	**0**	**0**	**0**	**0**	**0**	**0**	**0**	**0**

Notes

Replacement Life	Years	12
Replacement Life	Hours	N/A
Replacement Life	Km	N/A

Purchase Date 2021/22

Shire of Donnybrook Balingup

Asset Management Plan -Vehicles
2023/24

PDB18465A

Vehicle Description	Trailer (Water Tank)	**Registration:**	DB 18465
Vehicle Use	Construction / P&G	**Vehicle Type:**	Trailer (Water Tank)
Plant Number	PDB18465A	**Current Estimated Replacement Cost ($):**	**7,000**
Asset Number	61320		
		Current Estimated Trade In ($):	**1,500**
No of years to Acquisition (Council)	**11**		
Change Over Years (Uniquo)	**12**		
Change Over Years (Council)	**12**		

	No of years to Acquisition	Change Over (Years)	1 2023/24	2 2024/25	3 2025/26	4 2026/27	5 2027/28	6 2028/29	7 2029/30	8 2030/31	9 2031/32	10 2032/33
EXPENDITURE												
Renewal	11	12	0	0	0	0	0	0	0	0	0	0
TOTAL EXPENDITURE			**0**	**0**	**0**	**0**	**0**	**0**	**0**	**0**	**0**	**0**
REVENUE												
Borrowings			0	0	0	0	0	0	0	0	0	0
Reserve Funds			0	0	0	0	0	0	0	0	0	0
Sale Revenue			0	0	0	0	0	0	0	0	0	0
TOTAL REVENUE			**0**	**0**	**0**	**0**	**0**	**0**	**0**	**0**	**0**	**0**
GENERAL FUNDS REQUIRED			**0**	**0**	**0**	**0**	**0**	**0**	**0**	**0**	**0**	**0**

Notes

Replacement Life	Years	12
Replacement Life	Hours	N/A
Replacement Life	Km	N/A

Purchase Date 2021/22

Shire of Donnybrook Balingup

Asset Management Plan -Vehicles
2023/24

New 1

Vehicle Description	Ute - Depot / Mechanic	**Registration:**	New
Vehicle Use	Depot / Mechanic	**Vehicle Type:**	Ute - Depot / Mechanic
Plant Number	New 1	**Current Estimated Replacement Cost ($):**	**28,000**
Asset Number	TBA		
		Current Estimated Trade In ($):	**14,000**
No of years to Acquisition (Council)	**1**		
Change Over Years (Uniquo)	**5**		
Change Over Years (Council)	**5**		

	No of years to Acquisition	Change Over (Years)	1 2023/24	2 2024/25	3 2025/26	4 2026/27	5 2027/28	6 2028/29	7 2029/30	8 2030/31	9 2031/32	10 2032/33
EXPENDITURE												
New	1	99	28,840	0	0	0	0	0	0	0	0	0
Renewal	6	5	0	0	0	0	0	33,433	0	0	0	0
TOTAL EXPENDITURE			**28,840**	**0**	**0**	**0**	**0**	**33,433**	**0**	**0**	**0**	**0**
REVENUE												
Borrowings			0	0	0	0	0	0	0	0	0	0
Reserve Funds			28,840	0	0	0	0	16,717	0	0	0	0
Sale Revenue			0	0	0	0	0	16,717	0	0	0	0
TOTAL REVENUE			**28,840**	**0**	**0**	**0**	**0**	**33,433**	**0**	**0**	**0**	**0**
GENERAL FUNDS REQUIRED			**0**	**0**	**0**	**0**	**0**	**0**	**0**	**0**	**0**	**0**

Notes

Replacement Life	Years	5
Replacement Life	Hours	N/A
Replacement Life	Km	N/A

Purchase Date

Shire of Donnybrook Balingup

Asset Management Plan -Vehicles
2023/24

TBA - New

Vehicle Description	Ute - Construction / P&G	**Registration:**	TBA
Vehicle Use	Construction / P&G	**Vehicle Type:**	Ute - Construction / P&G
Plant Number	TBA - New	**Current Estimated Replacement Cost ($):**	**36,601**
Asset Number	TBA		
		Current Estimated Trade In ($):	**16,000**
No of years to Acquisition (Council)	**5**		
Change Over Years (Uniquo)	**5**		
Change Over Years (Council)	**5**		

	No of years to Acquisition	Change Over (Years)	1 2023/24	2 2024/25	3 2025/26	4 2026/27	5 2027/28	6 2028/29	7 2029/30	8 2030/31	9 2031/32	10 2032/33
EXPENDITURE												
Renewal	5	5	0	0	0	0	42,431	0	0	0	0	49,189
TOTAL EXPENDITURE			**0**	**0**	**0**	**0**	**42,431**	**0**	**0**	**0**	**0**	**49,189**
REVENUE												
Borrowings			0	0	0	0	0	0	0	0	0	0
Reserve Funds			0	0	0	0	23,882	0	0	0	0	27,686
Sale Revenue			0	0	0	0	18,548	0	0	0	0	21,503
TOTAL REVENUE			**0**	**0**	**0**	**0**	**42,431**	**0**	**0**	**0**	**0**	**49,189**
GENERAL FUNDS REQUIRED			**0**	**0**	**0**	**0**	**0**	**0**	**0**	**0**	**0**	**0**

Notes

Replacement Life	Years	5
Replacement Life	Hours	N/A
Replacement Life	Km	N/A
Purchase Date	2022/23	

Shire of Donnybrook Balingup

Asset Management Plan -Vehicles
2023/24

New 3

Vehicle Description	Ute - Depot	**Registration:**	New
Vehicle Use	Depot	**Vehicle Type:**	Ute - Depot
Plant Number	New 3	**Current Estimated Replacement Cost ($):**	**35,000**
Asset Number	TBA		
		Current Estimated Trade In ($):	**14,000**
No of years to Acquisition (Council)	**6**		
Change Over Years (Uniquo)	**5**		
Change Over Years (Council)	**5**		

	No of years to Acquisition	Change Over (Years)	1 2023/24	2 2024/25	3 2025/26	4 2026/27	5 2027/28	6 2028/29	7 2029/30	8 2030/31	9 2031/32	10 2032/33
EXPENDITURE												
New	6	99	0	0	0	0	0	41,792	0	0	0	0
Renewal	11	5	0	0	0	0	0	0	0	0	0	0
TOTAL EXPENDITURE			**0**	**0**	**0**	**0**	**0**	**41,792**	**0**	**0**	**0**	**0**
REVENUE												
Borrowings			0	0	0	0	0	0	0	0	0	0
Reserve Funds			0	0	0	0	0	41,792	0	0	0	0
Sale Revenue			0	0	0	0	0	0	0	0	0	0
TOTAL REVENUE			**0**	**0**	**0**	**0**	**0**	**41,792**	**0**	**0**	**0**	**0**
GENERAL FUNDS REQUIRED			**0**	**0**	**0**	**0**	**0**	**0**	**0**	**0**	**0**	**0**

Notes

Replacement Life	Years	5
Replacement Life	Hours	N/A
Replacement Life	Km	N/A

Purchase Date

Shire of
Donnybrook Balingup

Asset Management Plan
Roads and Transport Infrastructure

2023/24



Index

Introduction	1
Asset Class Overview	2
Consolidated Summary	3

Shire of Donnybrook Balingup

Asset Management Plan - Roads and Transport Infrastructure
2023/24

Introduction

The information contained in this asset plan is a summary from Council's Road Asset Management and Maintenance System (RAMMS).

The plan provides aggregated level Capital Renewal requirements for the following transport asset classes;
- Roads.
- Paths.
- Road Lighting.
- Drainage.
- Car Parks.

Bridges

Local Governments are allocated funds for bridges through the Local Grants Commission. Project funds for bridges are allocated to preservation type projects, recognising that some of these projects may include some upgrading, and that preservation includes replacement when the existing bridge has reached the end of its economic life.

A Bridge Committee advises the Commission on priorities for allocating funds for bridges. Membership of the Committee is made up of representatives from the following organisations:
- WA Local Government Grants Commission;
- Western Australian Local Government Association; and
- Main Roads Western Australia (MRWA).

The Committee receives recommendations from MRWA on funding priorities for bridges. MRWA inspects and evaluates the condition of local government bridges and has the expertise to assess priorities and make recommendations on remedial measures.

Bridges are therefore excluded from the Shire's asset planning, as this is managed, and funded, at a State level.

Valuations

Assets classes are independently revalued by a suitably qualified valuer.

Asset Conditions

Asset condition audit was independently undertaken on the asset class in 2022.

Shire of Donnybrook Balingup

Asset Management Plan - Roads and Transport Infrastructure
2023/24

Asset Class Overview

Asset Class	Component	Length (km)	Quantity (units)	Area (m2)	Replacement Value $
Carparks		N/A	N/A	105,669	6,632,723
Drainage					
	Pits	N/A	518	N/A	1,394,433
	Culverts	N/A	2,114	N/A	19,293,801
	Pipes	23.528	786	N/A	7,587,350
Electrical					
	Lighting	N/A	38	N/A	275,128
Infrastructure					
	Railings	4.885	N/A	N/A	884,209
Paths					
	Footpaths	27.695	N/A	N/A	4,850,197
Roads					
	Sealed	1,439.59	N/A	N/A	98,358,444
	Unsealed	1,276.77	N/A	N/A	22,155,321

Shire of Donnybrook Balingup

Asset Management Plan - Roads and Transport Infrastructure
2023/24

Consolidated Summary

	Note	2023/24	2024/25	2025/26	2026/27	2027/28	2028/29	2029/30	2029/30	2029/30	2030/31	2031/32	2032/33	2033/34	2034/35	2035/36
Indicative Annualised Expenditure Requirements - Renewal																
Carparks	1	387,603	395,355	403,262	411,327	419,554	427,945	436,504	445,234	454,139	463,221	472,486	481,936	491,574	501,406	511,434
Drainage	1	354,403	361,491	368,721	376,095	383,617	391,290	399,115	407,098	415,240	423,544	432,015	440,656	449,469	458,458	467,627
Electrical (Lighting)	1	6,878	7,016	7,156	7,299	7,445	7,594	7,746	7,901	8,059	8,220	8,384	8,552	8,723	8,897	9,075
Infrastructure (Railings)	1	11,053	11,274	11,500	11,730	11,964	12,203	12,447	12,696	12,950	13,209	13,474	13,743	14,018	14,298	14,584
Footpaths	1	91,502	93,332	95,199	97,103	99,045	101,026	103,046	105,107	107,209	109,353	111,540	113,771	116,047	118,368	120,735
Roads (Sealed)	1	2,157,389	2,200,537	2,244,548	2,289,438	2,335,227	2,381,932	2,429,570	2,478,162	2,527,725	2,578,280	2,629,845	2,682,442	2,736,091	2,790,813	2,846,629
Roads (Unsealed)	1	924,407	942,895	961,753	980,988	1,000,608	1,020,620	1,041,032	1,061,853	1,083,090	1,104,752	1,126,847	1,149,384	1,172,372	1,195,819	1,219,735
Total - Price Indexed		**3,933,235**	**4,011,900**	**4,092,138**	**4,173,980**	**4,257,460**	**4,342,609**	**4,429,461**	**4,518,051**	**4,608,412**	**4,700,580**	**4,794,592**	**4,890,483**	**4,988,293**	**5,088,059**	**5,189,820**

Note
1 Source: Annual Depreciation - Shire Donnybrook Balingup Road Asset Management and Maintenance System (Indexed)

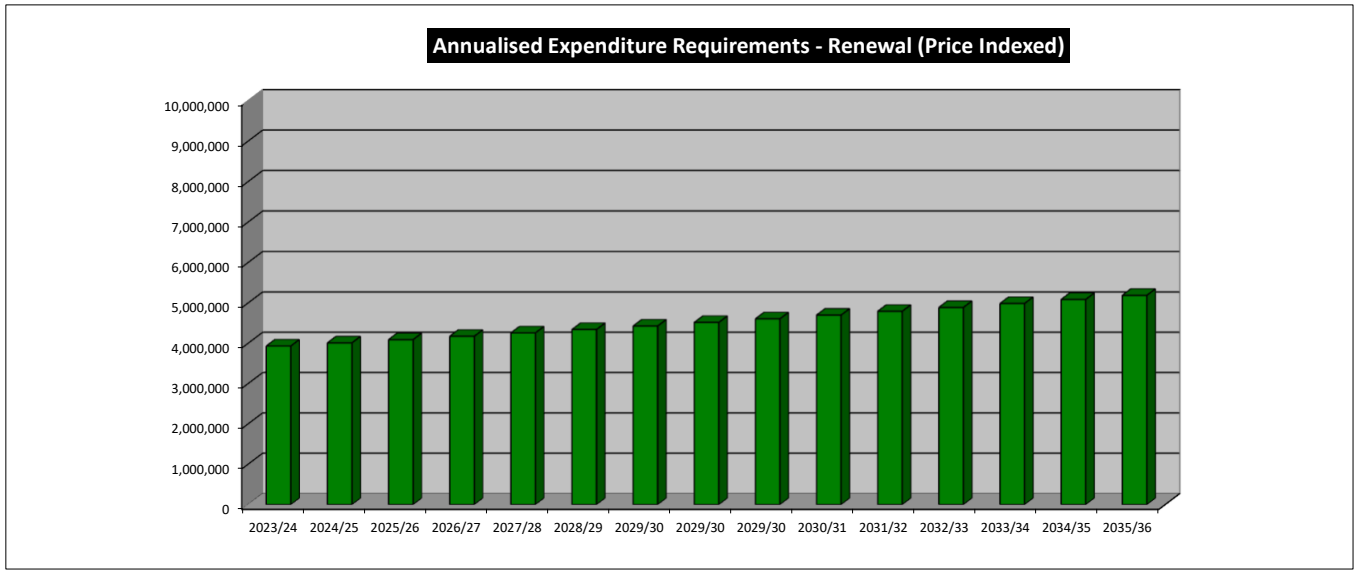

Shire of
Donnybrook Balingup

Reserve Fund Plan

2023/24



Index

Introduction	1
Consolidated Summary	2
Summary Information	
Information Technology Reserve	3
Recreation Centre Equipment Reserve	4
Vehicle Reserve	5
Building Reserve	6
Pathways Reserve	7
Small Plant & Equipment (Works) - Reserve	8
Storm Water Reserve	9
Parks & Reserves Reserve	10
Roadworks Reserve	11
Employee Entitlements Reserve	12
27 Pay Periods	13
Revaluation Reserve	14
Strategic Planning Studies Reserve	15
Council Elections Reserve	16
Waste Management Reserve	17
Arbuthnott Memorial Scholarship Reserve	18
Land Development Reserve	19
Preston Village Exit Deferred Management Fee Reserve	20
Preston Village Reserve Fund Contribution Reserve	21
Minninup Cottages 1-4 Surplus Reserve	22
Minninup Cottages 5-8 Surplus Reserve	23
Minninup Cottages 9-12 Surplus Reserve	24
Langley Villas 1-6 Surplus Reserve	25
Langley Villas 7-9 Surplus Reserve	26
Minninup Cottages 5-8 Long Term Maintenance Reserve	27
Minninup Cottages 9-12 Long Term Maintenance Reserve	28
Langley Villas 1-6 Long Term Maintenance Reserve	29
Langley Villas 7-9 Long Term Maintenance Reserve	30
POS - Donnybrook	31
POS - Balingup	32
POS - Kirup	33
COVID-19 Reserve	34
Carried Forward Projects Reserve	35

Introduction

The purpose of this document is to provide a consolidated summary of annual transfers to and from Council's cash backed reserve funds.

Council maintains a number of cash reserves for a variety of purposes
a) to set aside fund for use in future financial periods.
b) to provide funds for future asset acquisitions / replacement.
c) to reduce the reliance on borrowing by accumulating funds for specific projects.
d) statutory requirements to hold monies in reserve.

Where relevant, reserves are supported by comprehensive plans that detail future funding requirements and the necessary annual allocations to reserves.

All cash backed reserve accounts are supported by money held in financial institutions.

Shire of Donnybrook Balingup

Reserve Fund Plan
2023/24

CONSOLIDATED SUMMARY - TRANSFER FROM RESERVES

	1 2023/24	2 2024/25	3 2025/26	4 2026/27	5 2027/28	6 2028/29	7 2029/30	8 2030/31	9 2031/32	10 2032/33	11 2033/34	12 2034/35	13 2035/36	14 2036/37	15 2037/38	16 2038/39	17 2039/40	18 2039/40	19 2040/41	20 2041/42
Transfer from Reserves to Municipal Fund																				
Information Technology Reserve	0	0	0	0	0	0	0	0	0	0	0	0	0	0	0	0	0	0	0	0
Recreation Centre Equipment Reserve	0	0	0	0	0	0	0	0	0	0	0	0	0	0	0	0	0	0	0	0
Vehicle Reserve	(360,397)	(301,607)	(513,554)	(343,280)	(697,529)	(425,680)	(62,724)	(522,163)	(857,738)	(265,290)	(502,304)	(564,174)	(488,287)	(357,652)	(1,034,881)	(1,071,783)	(119,821)	(595,681)	(489,009)	(295,651)
Building Reserve	(852,148)	(281,584)	(274,949)	(335,818)	(561,993)	(254,811)	(168,417)	(364,450)	(314,457)	(249,901)	(297,243)	(401,523)	(356,017)	(414,719)	(269,245)	(311,859)	(173,830)	(619,544)	(579,893)	(434,803)
Pathways Reserve	0	0	0	0	0	0	0	0	0	0	0	0	0	0	0	0	0	0	0	0
Small Plant & Equipment (Works) Reserve	0	0	0	0	0	0	0	0	0	0	0	0	0	0	0	0	0	0	0	0
Drainage & Storm Water Reserve	0	0	0	0	0	0	0	0	0	0	0	0	0	0	0	0	0	0	0	0
Parks & Reserves Reserve	(158,526)	(217,750)	(89,247)	(66,011)	(313,468)	(987,541)	(210,247)	(1,009,246)	(165,967)	(1,154,077)	(474,931)	(302,832)	(742,784)	(1,256,602)	(414,918)	(365,312)	(83,469)	(768,860)	(810,734)	(248,702)
Roadworks Reserve	0	0	0	0	0	0	0	0	0	0	0	0	0	0	0	0	0	0	0	0
Employee Entitlements Reserve	0	0	0	0	0	0	0	0	0	0	0	0	0	0	0	0	0	0	0	0
27 Pay Periods	0	0	0	0	0	0	0	0	0	(144,000)	0	0	0	0	0	0	0	0	0	0
Revaluation Reserve	0	(72,000)	0	(20,125)	(97,980)	0	0	(86,400)	(23,144)	(112,677)	0	0	0	(130,295)	(129,579)	0	0	0	(30,608)	(273,431)
Strategic Planning Studies Reserve	0	0	0	0	0	0	0	0	0	0	0	0	0	0	0	0	0	0	0	0
Council Elections Reserve	(32,000)	0	(33,920)	0	(35,955)	0	(38,113)	0	(40,399)	0	(42,823)	0	(45,393)	0	(48,116)	0	(51,003)	0	(54,063)	0
Waste Management Reserve	(30,000)	(882,327)	(20,000)	(331,766)	0	(30,000)	(156,677)	0	(30,000)	(1,394,075)	0	0	0	0	0	0	0	0	0	0
Arbuthnott Scholarship Reserve	0	0	0	0	0	0	0	0	0	0	0	0	0	0	0	0	0	0	0	0
Land Development Reserve	(81,382)	0	0	0	0	0	0	0	0	0	0	0	0	0	0	0	0	0	0	0
Preston Village Exit Deferred Management Fee Reserve	0	0	0	0	0	0	0	0	0	0	0	0	0	0	0	0	0	0	0	0
Preston Village Reserve Fund Contribution Reserve	0	0	0	0	0	0	0	0	0	0	0	0	0	0	0	0	0	0	0	0
Minninup Cottages 1-4 Surplus Reserve	0	0	0	0	0	0	0	0	0	0	0	0	0	0	0	0	0	0	0	0
Minninup Cottages 5-8 Surplus Reserve	0	0	0	0	0	0	0	0	0	0	0	0	0	0	0	0	0	0	0	0
Minninup Cottages 9-12 Surplus Reserve	0	0	0	0	0	0	0	0	0	0	0	0	0	0	0	0	0	0	0	0
Langley Villas 1-6 Surplus Reserve	0	0	0	0	0	0	0	0	0	0	0	0	0	0	0	0	0	0	0	0
Langley Villas 7-9 Surplus Reserve	0	0	0	0	0	0	0	0	0	0	0	0	0	0	0	0	0	0	0	0
Minninup Cottages 5-8 Long Term Maintenance Reserve	0	0	0	0	0	0	0	0	0	0	0	0	0	0	0	0	0	0	0	0
Minninup Cottages 9-12 Long Term Maintenance Reserve	0	0	0	0	0	0	0	0	0	0	0	0	0	0	0	0	0	0	0	0
Langley Villas 1-6 Long Term Maintenance Reserve	0	0	0	0	0	0	0	0	0	0	0	0	0	0	0	0	0	0	0	0
Langley Villas 7-9 Long Term Maintenance Reserve	0	0	0	0	0	0	0	0	0	0	0	0	0	0	0	0	0	0	0	0
POS - Donnybrook	0	0	0	0	0	0	0	0	0	0	0	0	0	0	0	0	0	0	0	0
POS - Balingup	0	0	0	0	0	0	0	0	0	0	0	0	0	0	0	0	0	0	0	0
POS - Kirup	0	0	0	0	0	0	0	0	0	0	0	0	0	0	0	0	0	0	0	0
COVID-19 Reserve	0	0	0	0	0	0	0	0	0	0	0	0	0	0	0	0	0	0	0	0
Carried Forward Projects Reserve	(55,451)	0	0	0	0	0	0	0	0	0	0	0	0	0	0	0	0	0	0	0
TOTAL TRANSFER FROM RESERVE	**(1,569,904)**	**(1,755,268)**	**(931,670)**	**(1,097,000)**	**(1,706,925)**	**(1,698,031)**	**(636,177)**	**(1,982,258)**	**(1,431,705)**	**(3,320,021)**	**(1,317,300)**	**(1,268,528)**	**(1,632,481)**	**(2,159,268)**	**(1,896,739)**	**(1,748,954)**	**(428,123)**	**(1,984,085)**	**(1,964,307)**	**(1,252,587)**

Shire of Donnybrook Balingup

Reserve Fund Plan
2023/24

CONSOLIDATED SUMMARY - TRANSFER TO RESERVES

	Budget *2022/23*	1 2023/24	2 2024/25	3 2025/26	4 2026/27	5 2027/28	6 2028/29	7 2029/30	8 2030/31	9 2031/32	10 2032/33	11 2033/34	12 2034/35	13 2035/36	14 2036/37	15 2037/38	16 2038/39	17 2039/40	18 2039/40	19 2040/41	20 2041/42
Transfer to Reserves from Municipal Fund																					
Information Technology Reserve	*10,000*	10,000	10,100	10,201	10,303	10,406	10,510	10,615	10,721	10,829	10,937	11,046	11,157	11,268	11,381	11,495	11,610	11,726	11,843	11,961	12,081
Recreation Centre Equipment Reserve	*0*	0	0	0	0	0	0	0	0	0	0	0	0	0	0	0	0	0	0	0	0
Vehicle Reserve	*310,000*	350,000	375,000	400,000	425,000	450,000	475,000	500,000	525,000	550,000	575,000	575,000	575,000	575,000	575,000	600,000	600,000	600,000	600,000	600,000	600,000
Building Reserve	*410,000*	550,000	365,000	365,000	365,000	350,000	350,000	350,000	350,000	350,000	350,000	350,000	350,000	350,000	350,000	350,000	350,000	350,000	350,000	350,000	350,000
Pathways Reserve	*0*	0	0	0	0	0	0	0	0	0	0	0	0	0	0	0	0	0	0	0	0
Small Plant & Equipment (Works) Reserve	*0*	0	0	0	0	0	0	0	0	0	0	0	0	0	0	0	0	0	0	0	0
Drainage & Storm Water Reserve	*0*	0	0	0	0	0	0	0	0	0	0	0	0	0	0	0	0	0	0	0	0
Parks & Reserves Reserve	*0*	200,000	250,000	300,000	350,000	400,000	450,000	500,000	550,000	550,000	600,000	650,000	700,000	700,000	700,000	700,000	700,000	700,000	700,000	700,000	700,000
Roadworks Reserve	*0*	0	0	0	0	0	0	0	0	0	0	0	0	0	0	0	0	0	0	0	0
Employee Entitlements Reserve	*0*	25,000	25,000	25,000	25,000	25,000	25,000	25,000	25,000	25,000	25,000	25,000	25,000	25,000	25,000	25,000	25,000	25,000	25,000	25,000	25,000
27 Pay Periods	*0*	16,000	16,000	16,000	16,000	16,000	16,000	16,000	16,000	16,000	16,000	16,000	16,000	16,000	16,000	16,000	16,000	16,000	16,000	16,000	16,000
Revaluation Reserve	*40,000*	40,000	41,000	42,000	43,000	44,000	45,000	46,000	47,000	48,000	49,000	50,000	51,000	52,000	53,000	54,000	55,000	55,000	55,000	55,000	55,000
Strategic Planning Studies Reserve	*0*	10,000	10,000	10,000	10,000	10,000	10,000	10,000	10,000	10,000	10,000	10,000	10,000	10,000	10,000	10,000	10,000	10,000	10,000	10,000	10,000
Council Elections Reserve	*0*	20,000	20,000	20,000	20,000	20,000	20,000	20,000	20,000	20,000	20,000	20,000	20,000	20,000	20,000	25,000	25,000	25,000	25,000	30,000	30,000
Waste Management Reserve	*0*	100,000	150,000	175,000	175,000	175,000	175,000	175,000	175,000	175,000	154,713	0	0	0	0	0	0	0	0	0	0
Arbuthnott Scholarship Reserve	*0*	0	0	0	0	0	0	0	0	0	0	0	0	0	0	0	0	0	0	0	0
Land Development Reserve	*0*	0	0	0	0	0	0	0	0	0	0	0	0	0	0	0	0	0	0	0	0
Preston Village Exit Deferred Management Fee Reserve	*0*	0	0	0	0	0	0	0	0	0	0	0	0	0	0	0	0	0	0	0	0
Preston Village Reserve Fund Contribution Reserve	*0*	0	0	0	0	0	0	0	0	0	0	0	0	0	0	0	0	0	0	0	0
Minninup Cottages 1-4 Surplus Reserve	*0*	0	0	0	0	0	0	0	0	0	0	0	0	0	0	0	0	0	0	0	0
Minninup Cottages 5-8 Surplus Reserve	*0*	0	0	0	0	0	0	0	0	0	0	0	0	0	0	0	0	0	0	0	0
Minninup Cottages 9-12 Surplus Reserve	*0*	0	0	0	0	0	0	0	0	0	0	0	0	0	0	0	0	0	0	0	0
Langley Villas 1-6 Surplus Reserve	*0*	0	0	0	0	0	0	0	0	0	0	0	0	0	0	0	0	0	0	0	0
Langley Villas 7-9 Surplus Reserve	*0*	0	0	0	0	0	0	0	0	0	0	0	0	0	0	0	0	0	0	0	0
Minninup Cottages 5-8 Long Term Maintenance Reserve	*2,000*	2,000	2,000	2,000	2,000	2,000	2,000	2,000	2,000	2,000	2,000	2,000	2,000	2,000	2,000	2,000	2,000	2,000	2,000	2,000	2,000
Minninup Cottages 9-12 Long Term Maintenance Reserve	*2,000*	2,000	2,000	2,000	2,000	2,000	2,000	2,000	2,000	2,000	2,000	2,000	2,000	2,000	2,000	2,000	2,000	2,000	2,000	2,000	2,000
Langley Villas 1-6 Long Term Maintenance Reserve	*3,600*	3,600	3,600	3,600	3,600	3,600	3,600	3,600	3,600	3,600	3,600	3,600	3,600	3,600	3,600	3,600	3,600	3,600	3,600	3,600	3,600
Langley Villas 7-9 Long Term Maintenance Reserve	*1,800*	1,800	1,800	1,800	1,800	1,800	1,800	1,800	1,800	1,800	1,800	1,800	1,800	1,800	1,800	1,800	1,800	1,800	1,800	1,800	1,800
POS - Donnybrook	*0*	0	0	0	0	0	0	0	0	0	0	0	0	0	0	0	0	0	0	0	0
POS - Balingup	*0*	0	0	0	0	0	0	0	0	0	0	0	0	0	0	0	0	0	0	0	0
POS - Kirup	*0*	0	0	0	0	0	0	0	0	0	0	0	0	0	0	0	0	0	0	0	0
COVID-19 Reserve	*0*	0	0	0	0	0	0	0	0	0	0	0	0	0	0	0	0	0	0	0	0
Carried Forward Projects Reserve	*0*	0	0	0	0	0	0	0	0	0	0	0	0	0	0	0	0	0	0	0	0
TOTAL TRANSFER TO RESERVE	***779,400***	**1,330,400**	**1,271,500**	**1,372,601**	**1,448,703**	**1,509,806**	**1,585,910**	**1,662,015**	**1,738,121**	**1,764,229**	**1,820,050**	**1,707,046**	**1,758,157**	**1,759,268**	**1,760,381**	**1,791,495**	**1,792,610**	**1,792,726**	**1,792,843**	**1,797,961**	**1,798,081**
Net Annual Increase (Decrease) Transfer to Reserves		551,000	(58,900)	101,101	76,102	61,103	76,104	76,105	76,106	26,107	55,821	(113,004)	51,110	1,112	1,113	31,114	1,115	116	117	5,118	120
NET TRANSFER TO / (FROM) RESERVE		***(239,504)***	***(483,768)***	***440,931***	***351,703***	***(197,119)***	***(112,121)***	***1,025,839***	***(244,137)***	***332,523***	***(1,499,971)***	***389,746***	***489,629***	***126,787***	***(398,887)***	***(105,244)***	***43,656***	***1,364,602***	***(191,242)***	***(166,345)***	***545,494***

CONSOLIDATED SUMMARY - RESERVE FUND BALANCE

Opening Balance (Forecast)	3,684,395	3,444,891	2,961,123	3,402,053	3,753,756	3,556,637	3,444,515	4,470,354	4,226,217	4,558,740	3,058,769	3,448,515	3,938,144	4,064,931	3,666,044	3,560,800	3,604,455	4,969,058	4,777,816	4,611,470
Transfer to Reserves	1,330,400	1,271,500	1,372,601	1,448,703	1,509,806	1,585,910	1,662,015	1,738,121	1,764,229	1,820,050	1,707,046	1,758,157	1,759,268	1,760,381	1,791,495	1,792,610	1,792,726	1,792,843	1,797,961	1,798,081
Transfer from Reserves	(1,569,904)	(1,755,268)	(931,670)	(1,097,000)	(1,706,925)	(1,698,031)	(636,177)	(1,982,258)	(1,431,705)	(3,320,021)	(1,317,300)	(1,268,528)	(1,632,481)	(2,159,268)	(1,896,739)	(1,748,954)	(428,123)	(1,984,085)	(1,964,307)	(1,252,587)
Closing Balance (Forecast)	**3,444,891**	**2,961,123**	**3,402,053**	**3,753,756**	**3,556,637**	**3,444,515**	**4,470,354**	**4,226,217**	**4,558,740**	**3,058,769**	**3,448,515**	**3,938,144**	**4,064,931**	**3,666,044**	**3,560,800**	**3,604,455**	**4,969,058**	**4,777,816**	**4,611,470**	**5,156,964**

Shire of Donnybrook Balingup

Reserve Fund Plan
2023/24

INFORMATION TECHNOLOGY RESERVE FUND SUMMARY

	2022/23	1 2023/24	2 2024/25	3 2025/26	4 2026/27	5 2027/28	6 2028/29	7 2029/30	8 2030/31	9 2031/32	10 2032/33	11 2033/34	12 2034/35	13 2035/36	14 2036/37	15 2037/38
RESERVE																
Opening Balance	128,734	45,734	55,734	65,834	76,035	86,338	96,744	107,254	117,869	128,591	139,419	150,356	161,402	172,559	183,827	195,208
Transfers to Reserve	10,000	10,000	10,100	10,201	10,303	10,406	10,510	10,615	10,721	10,829	10,937	11,046	11,157	11,268	11,381	11,495
Transfers from Reserve	(93,000)	0	0	0	0	0	0	0	0	0	0	0	0	0	0	0
Closing Balance	45,734	55,734	65,834	76,035	86,338	96,744	107,254	117,869	128,591	139,419	150,356	161,402	172,559	183,827	195,208	206,703

FUND PURPOSE
To accumulate funds for the acquisition and replacement of Information Technology equipment and software

SOURCE PLAN
None Future IT Asset Plan to be developed.

TRANSFERS TO RESERVE
Per adopted Annual Budget allocation. (Annual Budget informed by the Source Plan)

TRANSFERS FROM RESERVE
Actual project expenditure funded by the reserve fund per adopted Annual Budget.

COMMENTS

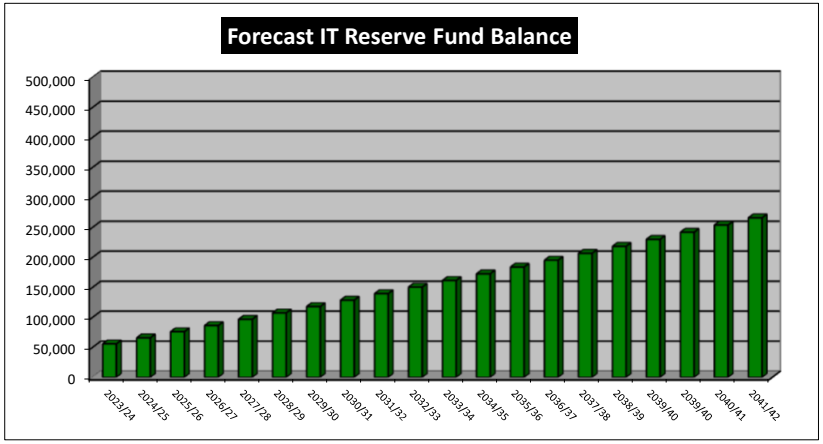

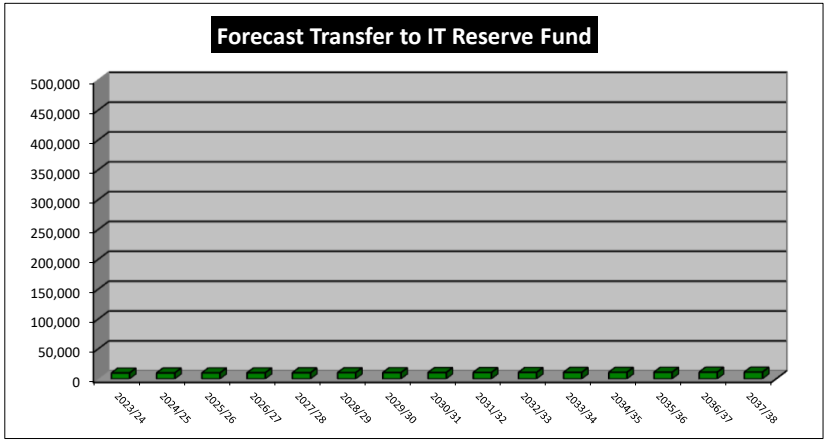

Shire of Donnybrook Balingup

Reserve Fund Plan
2023/24

RECREATION CENTRE EQUIPMENT RESERVE FUND SUMMARY

	2022/23	1 2023/24	2 2024/25	3 2025/26	4 2026/27	5 2027/28	6 2028/29	7 2029/30	8 2030/31	9 2031/32	10 2032/33	11 2033/34	12 2034/35	13 2035/36	14 2036/37	15 2037/38
RESERVE																
Opening Balance	0	0	0	0	0	0	0	0	0	0	0	0	0	0	0	0
Transfers to Reserve	0	0	0	0	0	0	0	0	0	0	0	0	0	0	0	0
Transfers from Reserve	0	0	0	0	0	0	0	0	0	0	0	0	0	0	0	0
Closing Balance	0	0	0	0	0	0	0	0	0	0	0	0	0	0	0	0

FUND PURPOSE
To accumulate funds for the acquisition and replacement of fitness equipment at the Recreation Centre

SOURCE PLAN
None Future Recreation Centre Asset Plan to be developed

TRANSFERS TO RESERVE
Per adopted Annual Budget allocation. (Annual Budget informed by the Source Plan)

TRANSFERS FROM RESERVE
Actual project expenditure funded by the reserve fund per adopted Annual Budget.

COMMENTS

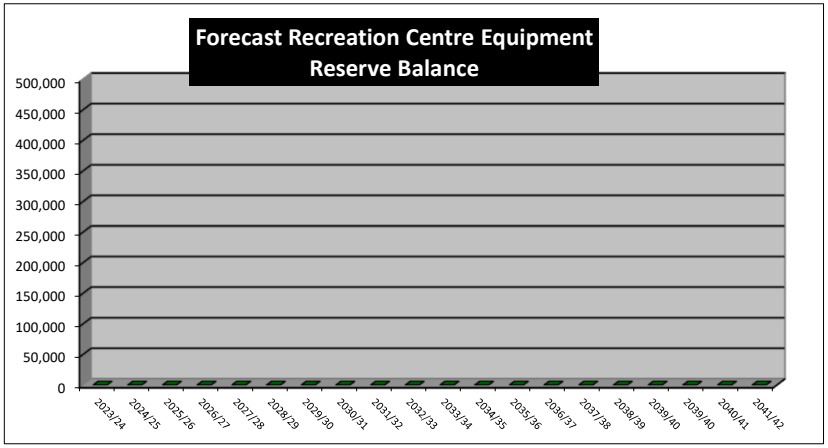

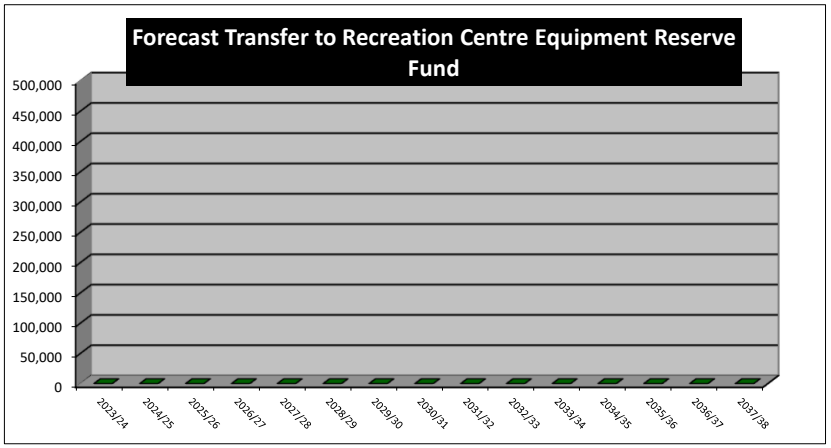

Shire of Donnybrook Balingup

Reserve Fund Plan
2023/24

VEHICLE RESERVE FUND SUMMARY

		1	2	3	4	5	6	7	8	9	10	11	12	13	14	15
	2022/23	2023/24	2024/25	2025/26	2026/27	2027/28	2028/29	2029/30	2030/31	2031/32	2032/33	2033/34	2034/35	2035/36	2036/37	2037/38
RESERVE																
Opening Balance	602,902	260,045	249,648	323,041	209,486	291,206	43,677	92,997	530,274	533,111	225,373	535,082	607,779	618,605	705,318	922,666
Transfers to Reserve	310,000	350,000	375,000	400,000	425,000	450,000	475,000	500,000	525,000	550,000	575,000	575,000	575,000	575,000	575,000	600,000
Transfers from Reserve	(652,857)	(360,397)	(301,607)	(513,554)	(343,280)	(697,529)	(425,680)	(62,724)	(522,163)	(857,738)	(265,290)	(502,304)	(564,174)	(488,287)	(357,652)	(1,034,881)
Closing Balance	260,045	249,648	323,041	209,486	291,206	43,677	92,997	530,274	533,111	225,373	535,082	607,779	618,605	705,318	922,666	487,784

FUND PURPOSE
To accumulate funds for the acquisition and replacement of Council's vehicle fleet

SOURCE PLAN
Asset Management Plan - Vehicles

TRANSFERS TO RESERVE
Per adopted Annual Budget allocation. (Annual Budget informed by the Source Plan)

TRANSFERS FROM RESERVE
Actual net expenditure funded by the reserve fund per adopted Annual Budget.
(Annual Budget informed by the Source Plan)

COMMENTS

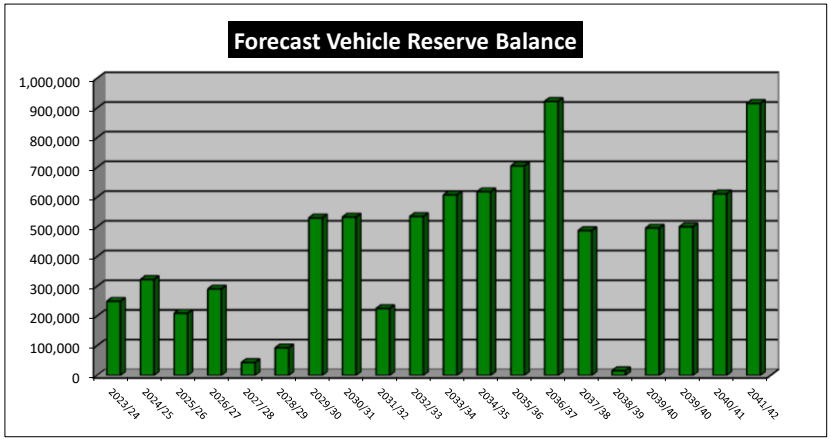

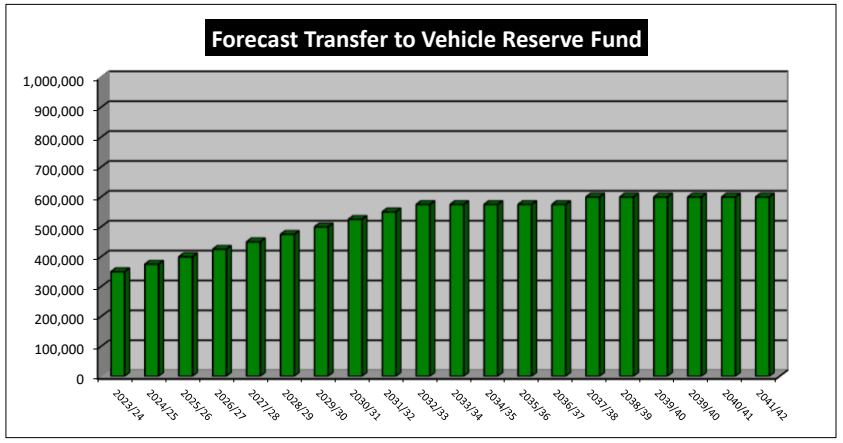

Shire of Donnybrook Balingup

Reserve Fund Plan
2023/24

BUILDING RESERVE FUND SUMMARY

		1	2	3	4	5	6	7	8	9	10	11	12	13	14	15
	2022/23	2023/24 Incl Backlog	2024/25	2025/26	2026/27	2027/28	2028/29	2029/30	2030/31	2031/32	2032/33	2033/34	2034/35	2035/36	2036/37	2037/38
RESERVE																
Opening Balance	474,567	314,965	12,817	96,233	186,284	215,466	3,473	98,662	280,246	265,796	301,339	401,438	454,195	402,673	396,656	331,937
Transfers to Reserve	410,000	550,000	365,000	365,000	365,000	350,000	350,000	350,000	350,000	350,000	350,000	350,000	350,000	350,000	350,000	350,000
Transfers from Reserve	(569,602)	(852,148)	(281,584)	(274,949)	(335,818)	(561,993)	(254,811)	(168,417)	(364,450)	(314,457)	(249,901)	(297,243)	(401,523)	(356,017)	(414,719)	(269,245)
Closing Balance	314,965	12,817	96,233	186,284	215,466	3,473	98,662	280,246	265,796	301,339	401,438	454,195	402,673	396,656	331,937	412,692

FUND PURPOSE
To accumulate funds for the construction, renewal and major maintenance of Council buildings

SOURCE PLAN
Asset Management Plan - Buildings

TRANSFERS TO RESERVE
Per adopted Annual Budget allocation. (Annual Budget informed by the Source Plan)

TRANSFERS FROM RESERVE
Actual project expenditure funded by the reserve fund per adopted Annual Budget
(Annual Budget informed by the Source Plan)

COMMENTS

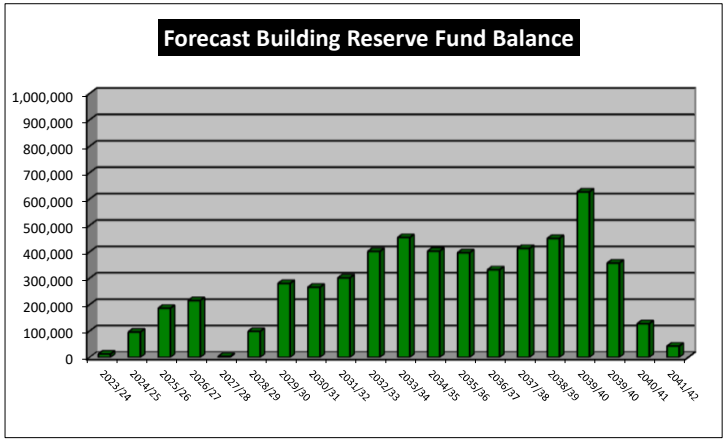

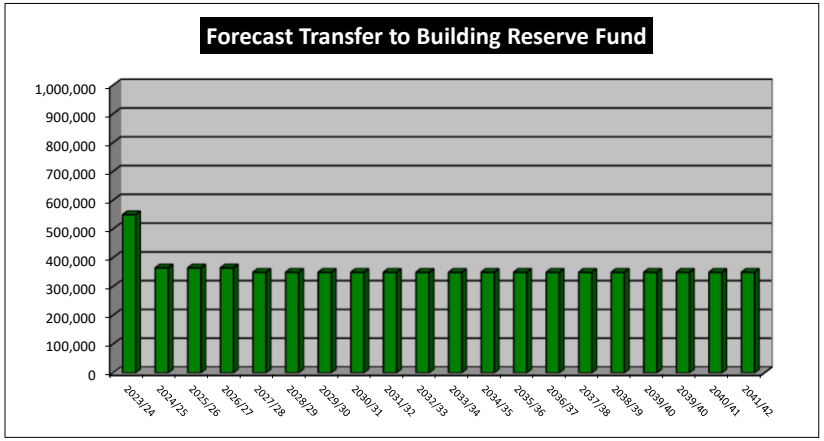

Shire of Donnybrook Balingup

Reserve Fund Plan
2023/24

PATHWAY RESERVE FUND SUMMARY

		1	2	3	4	5	6	7	8	9	10	11	12	13	14	15
	2022/23	2023/24	2024/25	2025/26	2026/27	2027/28	2028/29	2029/30	2030/31	2031/32	2032/33	2033/34	2034/35	2035/36	2036/37	2037/38
RESERVE																
Opening Balance	0	0	0	0	0	0	0	0	0	0	0	0	0	0	0	0
Transfers to Reserve	0	0	0	0	0	0	0	0	0	0	0	0	0	0	0	0
Transfers from Reserve	0	0	0	0	0	0	0	0	0	0	0	0	0	0	0	0
Closing Balance	0	0	0	0	0	0	0	0	0	0	0	0	0	0	0	0

FUND PURPOSE
To accumulate funds for the construction, renewal and major maintenance of pathways

SOURCE PLAN
None Future Pathway Asset Plan to be developed

TRANSFERS TO RESERVE
Per adopted Annual Budget allocation. (Annual Budget informed by the Source Plan)

TRANSFERS FROM RESERVE
Actual project expenditure funded by the reserve fund per adopted Annual Budget

COMMENTS

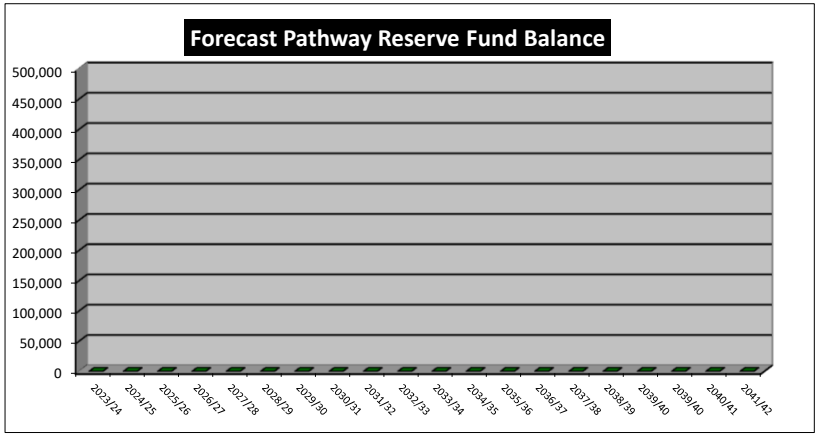

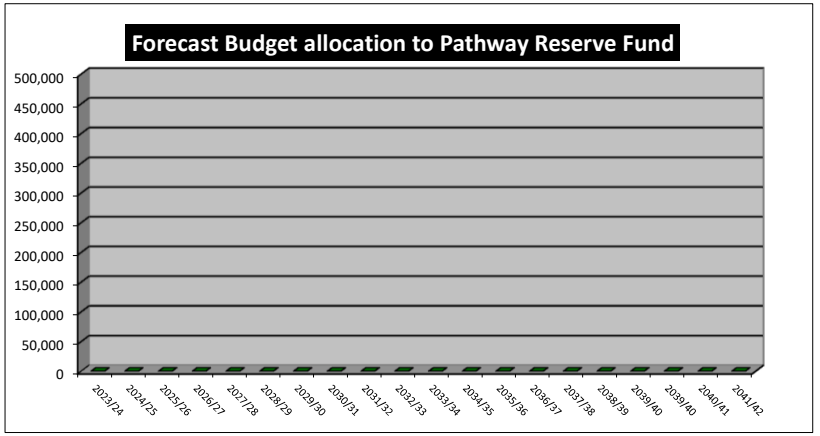

Shire of Donnybrook Balingup

Reserve Fund Plan
2023/24

SMALL PLANT & EQUIPMENT (WORKS) RESERVE FUND SUMMARY

		1	2	3	4	5	6	7	8	9	10	11	12	13	14	15
	2022/23	2023/24	2024/25	2025/26	2026/27	2027/28	2028/29	2029/30	2030/31	2031/32	2032/33	2033/34	2034/35	2035/36	2036/37	2037/38
RESERVE																
Opening Balance	0	0	0	0	0	0	0	0	0	0	0	0	0	0	0	0
Transfers to Reserve	0	0	0	0	0	0	0	0	0	0	0	0	0	0	0	0
Transfers from Reserve	0	0	0	0	0	0	0	0	0	0	0	0	0	0	0	0
Closing Balance	0	0	0	0	0	0	0	0	0	0	0	0	0	0	0	0

FUND PURPOSE
Established to accumulate funds for the acquisition and replacement of Council's small works plant & equipment

SOURCE PLAN
None Future Small Plant & Equipment (Works) Asset Plan to be developed

TRANSFERS TO RESERVE
Per adopted Annual Budget allocation. (Annual Budget informed by the Source Plan)

TRANSFERS FROM RESERVE
Actual project expenditure funded by the reserve fund per adopted Annual Budget

COMMENTS

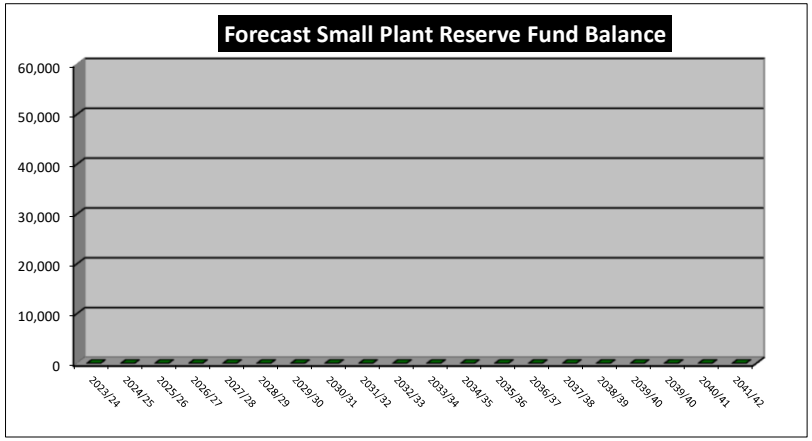

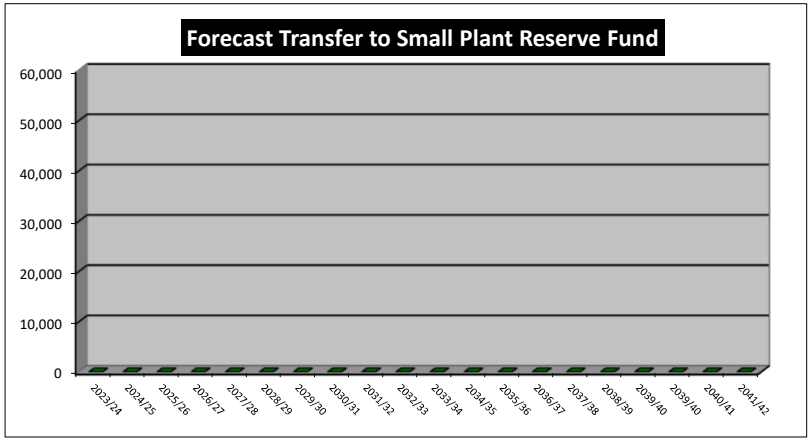

Shire of Donnybrook Balingup

Reserve Fund Plan
2023/24

DRAINAGE & STORMWATER RESERVE FUND SUMMARY

		1	2	3	4	5	6	7	8	9	10	11	12	13	14	15
	2022/23	2023/24	2024/25	2025/26	2026/27	2027/28	2028/29	2029/30	2030/31	2031/32	2032/33	2033/34	2034/35	2035/36	2036/37	2037/38
RESERVE																
Opening Balance	0	0	0	0	0	0	0	0	0	0	0	0	0	0	0	0
Transfers to Reserve	0	0	0	0	0	0	0	0	0	0	0	0	0	0	0	0
Transfers from Reserve	0	0	0	0	0	0	0	0	0	0	0	0	0	0	0	0
Closing Balance	0	0	0	0	0	0	0	0	0	0	0	0	0	0	0	0

FUND PURPOSE
Established to accumulate funds for the construction, renewal and major maintenance of drainage infrastructure

SOURCE PLAN
None Future Drainage & Stormwater Asset Plan to be developed

TRANSFERS TO RESERVE
Per adopted Annual Budget allocation. (Annual Budget informed by the Source Plan)

TRANSFERS FROM RESERVE
Actual project expenditure funded by the reserve fund per adopted Annual Budget

COMMENTS

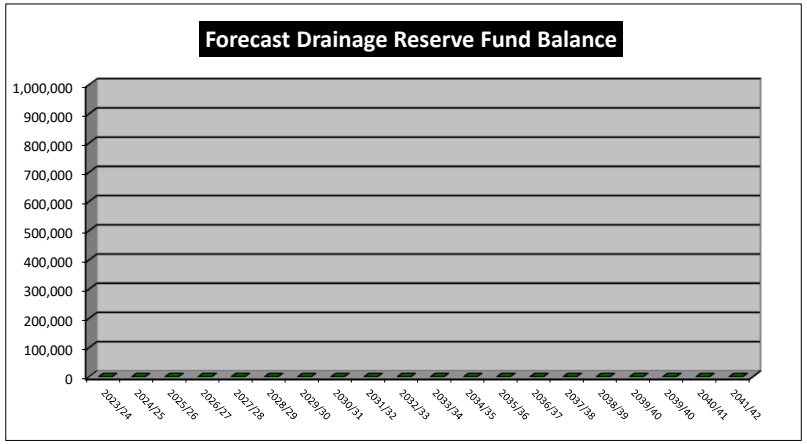

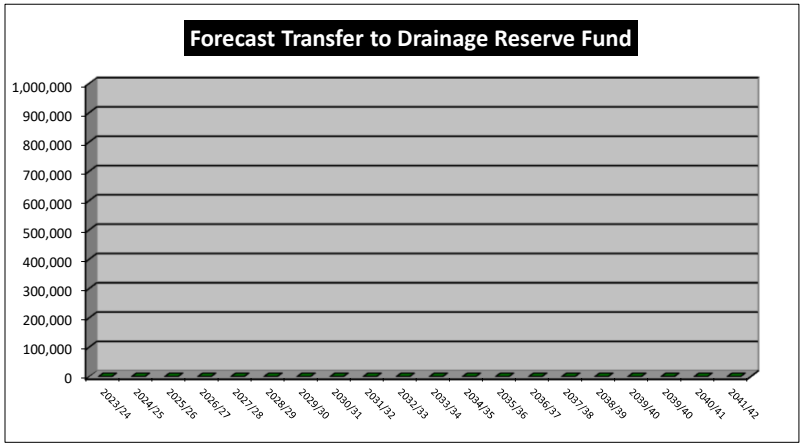

Shire of Donnybrook Balingup

Reserve Fund Plan
2023/24

PARKS & RESERVES RESERVE FUND SUMMARY

	2022/23	1 2023/24	2 2024/25	3 2025/26	4 2026/27	5 2027/28	6 2028/29	7 2029/30	8 2030/31	9 2031/32	10 2032/33	11 2033/34	12 2034/35	13 2035/36	14 2036/37	15 2037/38
RESERVE																
Opening Balance	365,551	256,062	297,536	329,786	540,539	824,528	911,060	373,519	663,272	204,026	588,059	33,982	209,051	606,219	563,435	6,833
Transfers to Reserve	0	200,000	250,000	300,000	350,000	400,000	450,000	500,000	550,000	550,000	600,000	650,000	700,000	700,000	700,000	700,000
Transfers from Reserve	(109,489)	(158,526)	(217,750)	(89,247)	(66,011)	(313,468)	(987,541)	(210,247)	(1,009,246)	(165,967)	(1,154,077)	(474,931)	(302,832)	(742,784)	(1,256,602)	(414,918)
Closing Balance	256,062	297,536	329,786	540,539	824,528	911,060	373,519	663,272	204,026	588,059	33,982	209,051	606,219	563,435	6,833	291,915

FUND PURPOSE
Established to accumulate funds for the construction, renewal and major maintenance of parks & reserves infrastructure

SOURCE PLAN
Asset Management Plan - Parks & Reserves

TRANSFERS TO RESERVE
Per adopted Annual Budget allocation. (Annual Budget informed by the Source Plan)

TRANSFERS FROM RESERVE
Actual project expenditure funded by the reserve fund per adopted Annual Budget.
(Annual Budget informed by the Source Plan)

COMMENTS

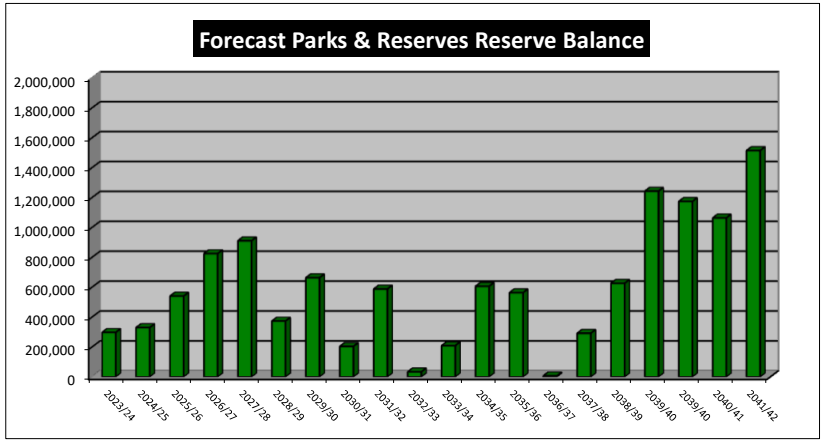

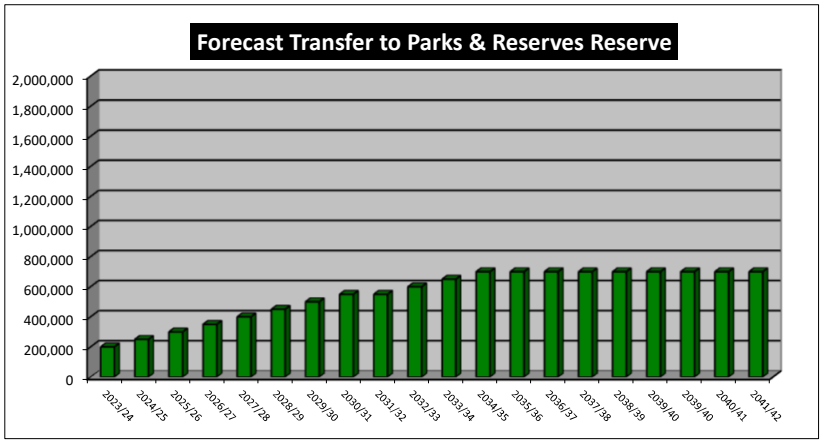

Shire of Donnybrook Balingup

Reserve Fund Plan
2023/24

ROADWORKS RESERVE FUND SUMMARY

		1	2	3	4	5	6	7	8	9	10	11	12	13	14	15
	2022/23	2023/24	2024/25	2025/26	2026/27	2027/28	2028/29	2029/30	2030/31	2031/32	2032/33	2033/34	2034/35	2035/36	2036/37	2037/38
RESERVE																
Opening Balance	560,684	289,630	289,630	289,630	289,630	289,630	289,630	289,630	289,630	289,630	289,630	289,630	289,630	289,630	289,630	289,630
Transfers to Reserve	0	0	0	0	0	0	0	0	0	0	0	0	0	0	0	0
Transfers from Reserve	(271,054)	0	0	0	0	0	0	0	0	0	0	0	0	0	0	0
Closing Balance	289,630	289,630	289,630	289,630	289,630	289,630	289,630	289,630	289,630	289,630	289,630	289,630	289,630	289,630	289,630	289,630

FUND PURPOSE
Established to accumulate funds for the construction, renewal and major maintenance of road infrastructure

SOURCE PLAN
None Future Road Asset Plan to be developed

TRANSFERS TO RESERVE
Per adopted Annual Budget allocation. (Annual Budget informed by the Source Plan)

TRANSFERS FROM RESERVE
Actual project expenditure funded by the reserve fund per adopted Annual Budget.

COMMENTS

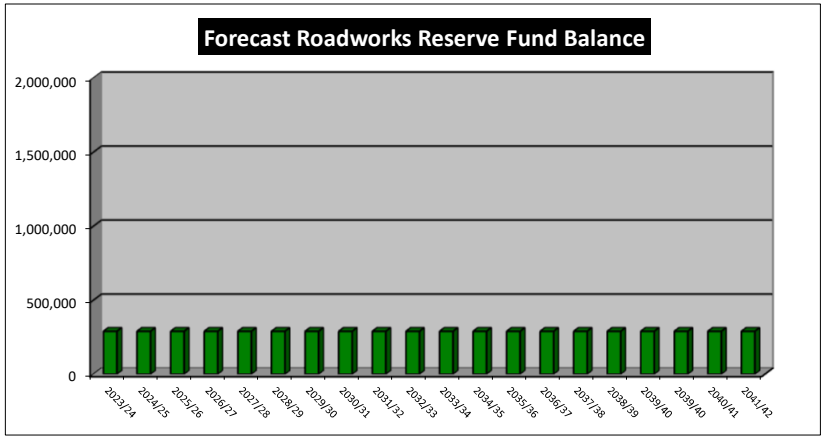

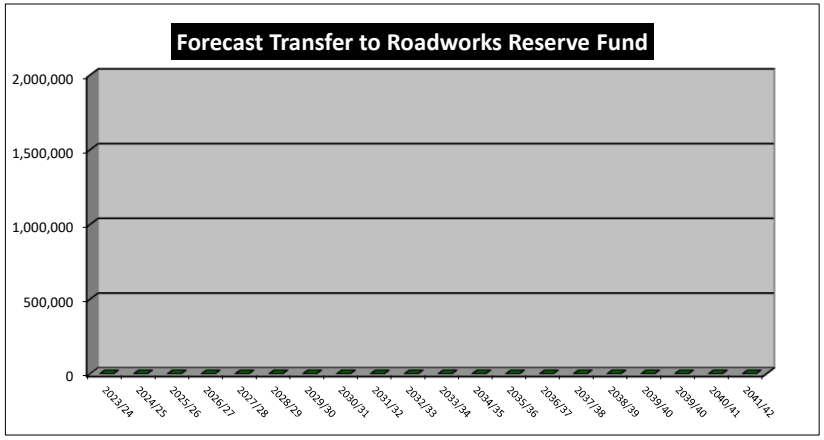

Shire of Donnybrook Balingup

Reserve Fund Plan
2023/24

EMPLOYEE ENTITLEMENTS RESERVE FUND SUMMARY

	2022/23	1 2023/24	2 2024/25	3 2025/26	4 2026/27	5 2027/28	6 2028/29	7 2029/30	8 2030/31	9 2031/32	10 2032/33	11 2033/34	12 2034/35	13 2035/36	14 2036/37	15 2037/38
RESERVE																
Opening Balance	17,500	17,500	42,500	67,500	92,500	117,500	142,500	167,500	192,500	217,500	242,500	267,500	292,500	317,500	342,500	367,500
Transfers to Reserve	0	25,000	25,000	25,000	25,000	25,000	25,000	25,000	25,000	25,000	25,000	25,000	25,000	25,000	25,000	25,000
Transfers from Reserve	0	0	0	0	0	0	0	0	0	0	0	0	0	0	0	0
Closing Balance	17,500	42,500	67,500	92,500	117,500	142,500	167,500	192,500	217,500	242,500	267,500	292,500	317,500	342,500	367,500	392,500

FUND PURPOSE
Established to provide for the payment of annual leave, long service leave, personal leave, and grandfathered gratuity scheme entitlements

SOURCE PLAN
Reserve Fund Plan

TRANSFERS TO RESERVE
Per adopted Annual Budget allocation. (Annual Budget informed by the Source Plan)

TRANSFERS FROM RESERVE
1. Actual expenditure - Contribution towards long service leave of former employees per Reg 9 Local Government (Long Service Leave) Regulations
2. Actual expenditure - Long Service Leave benefit to an employee, net of contributions received per Reg 9 Local Government (Long Service Leave) Regulations
3. Actual expenditure - Benefits payable under grandfathered gratuity scheme per Council Policy 1.10
4. Actual expenditure - Annual leave and personal leave benefits to an employee that exceed budget provisions

COMMENTS
Past employees are entitled to transport their accrued Long Service Leave within Local Government. As such Council remains liable for Long Service Leave for the period of employment with Council
Long Service Leave (Current Liability) as at 30 June 2022 = $438,729

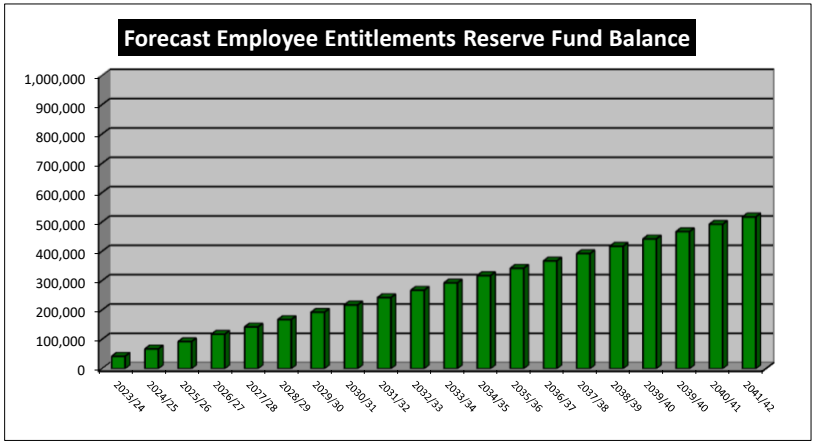

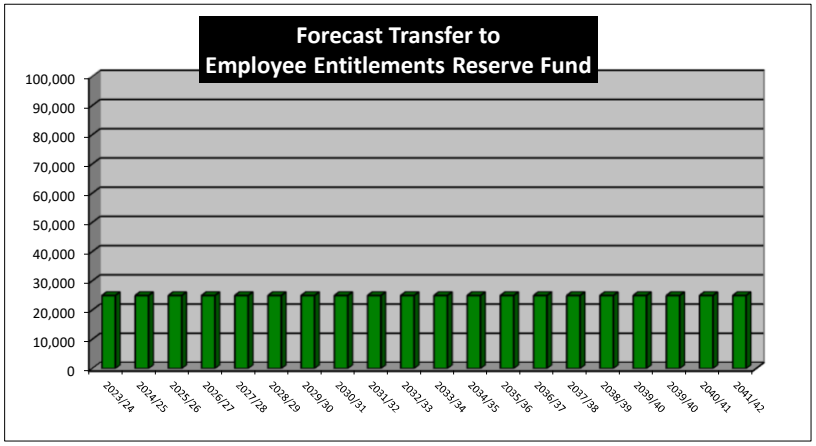

Shire of Donnybrook Balingup

Reserve Fund Plan
2023/24

27 PAY PERIOD RESERVE

		1	2	3	4	5	6	7	8	9	10	11	12	13	14	15
	2022/23	2023/24	2024/25	2025/26	2026/27	2027/28	2028/29	2029/30	2030/31	2031/32	2032/33	2033/34	2034/35	2035/36	2036/37	2037/38
RESERVE																
Opening Balance	0	0	16,000	32,000	48,000	64,000	80,000	96,000	112,000	128,000	144,000	16,000	32,000	48,000	64,000	80,000
Transfers to Reserve	0	16,000	16,000	16,000	16,000	16,000	16,000	16,000	16,000	16,000	16,000	16,000	16,000	16,000	16,000	16,000
Transfers from Reserve	0	0	0	0	0	0	0	0	0	0	(144,000)	0	0	0	0	0
Closing Balance	0	16,000	32,000	48,000	64,000	80,000	96,000	112,000	128,000	144,000	16,000	32,000	48,000	64,000	80,000	96,000

FUND PURPOSE
Established to provide funds for the additional cash outlay in each eleventh year when 27 pay fortnights occur instead of the normal 26

SOURCE PLAN
Reserve Fund Plan

TRANSFERS TO RESERVE
Per adopted Annual Budget allocation

TRANSFERS FROM RESERVE

COMMENTS
27 pay period year occurs every 11 years. The next 27 pay period year occurs in 2032/33

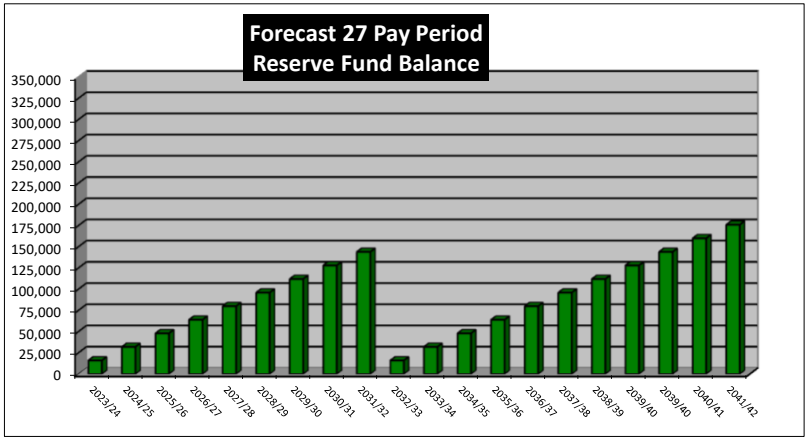

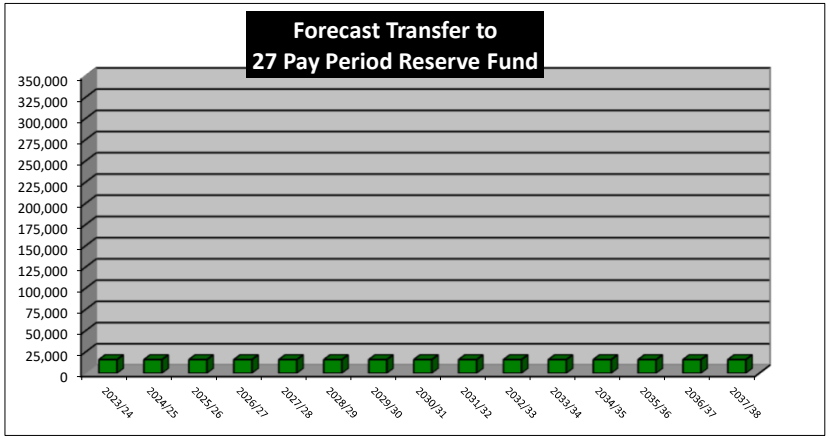

Shire of Donnybrook Balingup

Reserve Fund Plan
2023/24

REVALUATION RESERVE FUND SUMMARY

	2022/23	1 2023/24	2 2024/25	3 2025/26	4 2026/27	5 2027/28	6 2028/29	7 2029/30	8 2030/31	9 2031/32	10 2032/33	11 2033/34	12 2034/35	13 2035/36	14 2036/37	15 2037/38
RESERVE																
Opening Balance	33,300	0	40,000	9,000	51,000	73,875	19,895	64,895	110,895	71,495	96,351	32,674	82,674	133,674	185,674	108,379
Transfer to Reserve	40,000	40,000	41,000	42,000	43,000	44,000	45,000	46,000	47,000	48,000	49,000	50,000	51,000	52,000	53,000	54,000
Transfer from Reserve																
Asset Reval - Land & Buildings	*(17,500)*	*0*	*0*	*0*	*(20,125)*	*0*	*0*	*0*	*0*	*(23,144)*	*0*	*0*	*0*	*0*	*(26,615)*	*0*
Asset Reval - Bridges	*(4,800)*	*0*	*0*	*0*	*0*	*(5,520)*	*0*	*0*	*0*	*0*	*(6,348)*	*0*	*0*	*0*	*0*	*(7,300)*
Asset Reval - Parks Infrastructure	*(5,400)*	*0*	*0*	*0*	*0*	*(6,210)*	*0*	*0*	*0*	*0*	*(7,142)*	*0*	*0*	*0*	*0*	*(8,213)*
Asset Reval - Roads & Drainage	*(45,600)*	*0*	*0*	*0*	*0*	*(86,250)*	*0*	*0*	*0*	*0*	*(99,188)*	*0*	*0*	*0*	*0*	*(114,066)*
GRV General Revaluation	*0*	*0*	*(72,000)*	*0*	*0*	*0*	*0*	*0*	*(86,400)*	*0*	*0*	*0*	*0*	*0*	*(103,680)*	*0*
Transfers from Reserves	(73,300)	0	(72,000)	0	(20,125)	(97,980)	0	0	(86,400)	(23,144)	(112,677)	0	0	0	(130,295)	(129,579)
Closing Balance	0	40,000	9,000	51,000	73,875	19,895	64,895	110,895	71,495	96,351	32,674	82,674	133,674	185,674	108,379	32,800

FUND PURPOSE
Established to accumulate funds for;
a) Asset Revaluations
b) Rates Gross Rental Valuation - General Revaluation

SOURCE PLAN
Reserve Fund Plan

TRANSFERS TO RESERVE
Per adopted Annual Budget allocation. (Annual Budget informed by the Source Plan)

TRANSFERS FROM RESERVE
1. Actual expenditure - Gross Rental Value (GRV) rating general revaluation
2. Actual expenditure - Revaluation of non financial assets required under the Local Government (Financial Management) Regulations 1996

COMMENTS
GRV Revaluations - 6 yearly Next GRV Revaluation = 2024/25

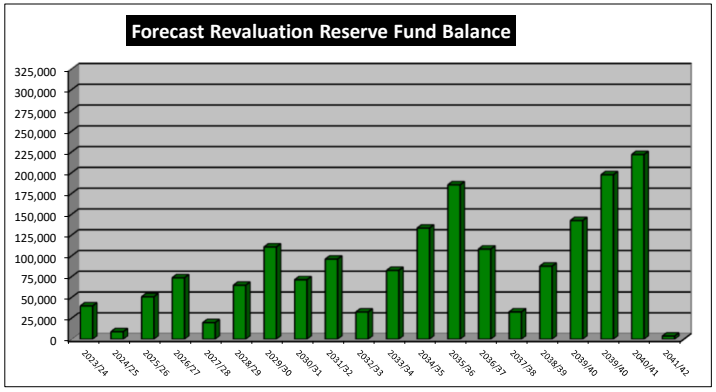

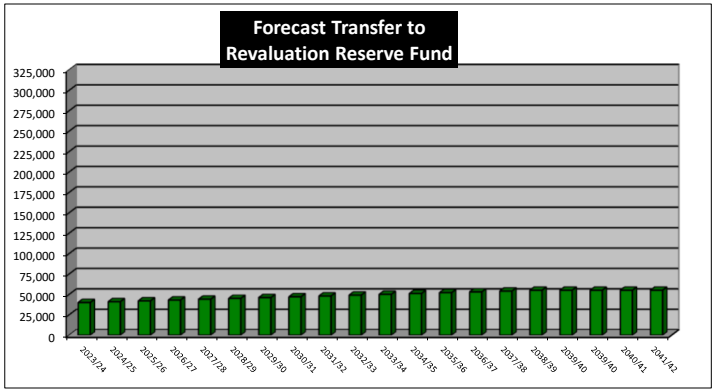

Shire of Donnybrook Balingup

Reserve Fund Plan
2023/24

STRATEGIC PLANNING STUDIES RESERVE FUND SUMMARY

	2022/23	1 2023/24	2 2024/25	3 2025/26	4 2026/27	5 2027/28	6 2028/29	7 2029/30	8 2030/31	9 2031/32	10 2032/33	11 2033/34	12 2034/35	13 2035/36	14 2036/37	15 2037/38
RESERVE																
Opening Balance	39,301	14,301	24,301	34,301	44,301	54,301	64,301	74,301	84,301	94,301	104,301	114,301	124,301	134,301	144,301	154,301
Transfers to Reserve	0	10,000	10,000	10,000	10,000	10,000	10,000	10,000	10,000	10,000	10,000	10,000	10,000	10,000	10,000	10,000
Transfers from Reserve	(25,000)	0	0	0	0	0	0	0	0	0	0	0	0	0	0	0
Closing Balance	14,301	24,301	34,301	44,301	54,301	64,301	74,301	84,301	94,301	104,301	114,301	124,301	134,301	144,301	154,301	164,301

FUND PURPOSE
Established to accumulate funds for engaging strategic studies / reports

SOURCE PLAN
Reserve Fund Plan

TRANSFERS TO RESERVE
Per adopted Annual Budget allocation. (Annual Budget informed by the Source Plan)

TRANSFERS FROM RESERVE
Net actual expenditure on strategic planning studies per adopted Annual Budget

COMMENTS

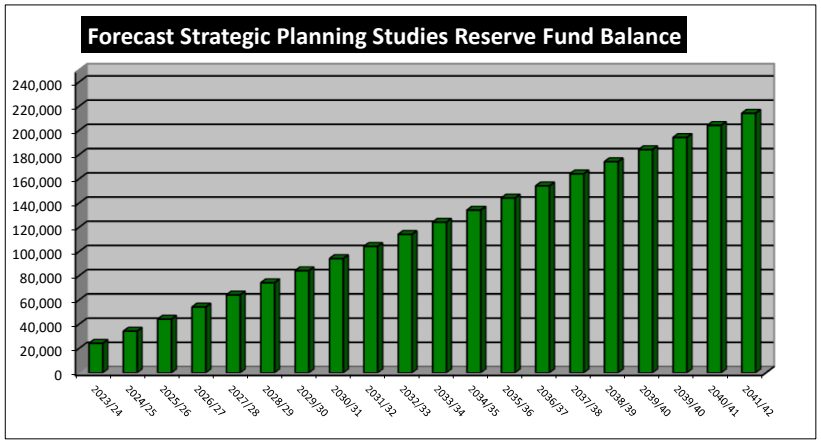

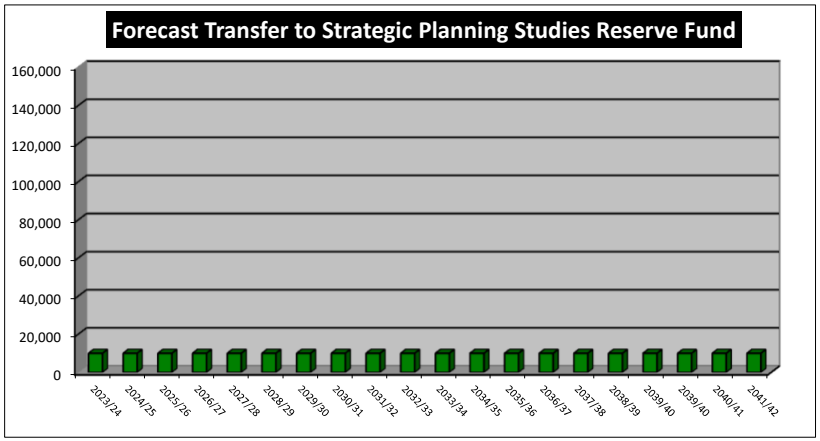

Shire of Donnybrook Balingup

Reserve Fund Plan
2023/24

COUNCIL ELECTION RESERVE FUND SUMMARY

	2022/23	1 2023/24	2 2024/25	3 2025/26	4 2026/27	5 2027/28	6 2028/29	7 2029/30	8 2030/31	9 2031/32	10 2032/33	11 2033/34	12 2034/35	13 2035/36	14 2036/37	15 2037/38
RESERVE																
Opening Balance	*13,650*	13,650	1,650	21,650	7,730	27,730	11,775	31,775	13,662	33,662	13,263	33,263	10,440	30,440	5,047	25,047
Transfers to Reserve	*0*	20,000	20,000	20,000	20,000	20,000	20,000	20,000	20,000	20,000	20,000	20,000	20,000	20,000	20,000	25,000
Transfers from Reserve	*0*	(32,000)	0	(33,920)	0	(35,955)	0	(38,113)	0	(40,399)	0	(42,823)	0	(45,393)	0	(48,116)
Closing Balance	*13,650*	*1,650*	*21,650*	*7,730*	*27,730*	*11,775*	*31,775*	*13,662*	*33,662*	*13,263*	*33,263*	*10,440*	*30,440*	*5,047*	*25,047*	*1,931*

FUND PURPOSE
Established to accumulate funds for Council postal elections

SOURCE PLAN
Reserve Fund Plan

TRANSFERS TO RESERVE
Per adopted Annual Budget allocation. (Annual Budget informed by the Source Plan)

TRANSFERS FROM RESERVE
Actual expenditure incurred on Council elections

COMMENTS

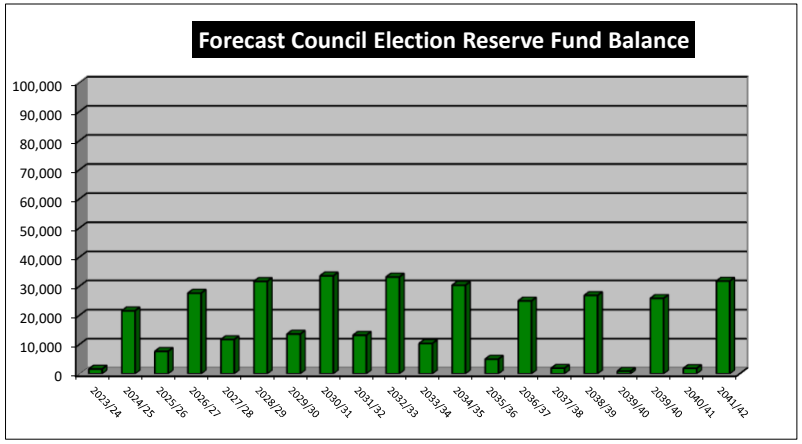

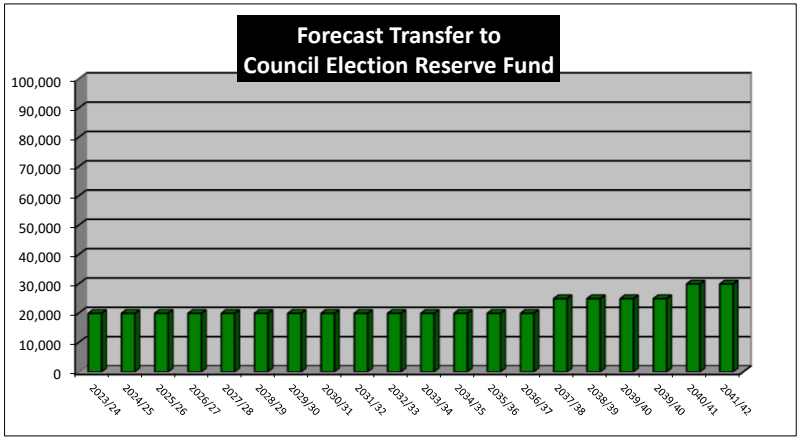

Shire of Donnybrook Balingup

Reserve Fund Plan
2023/24

WASTE MANAGEMENT RESERVE FUND SUMMARY

	2022/23	1 2023/24	2 2024/25	3 2025/26	4 2026/27	5 2027/28	6 2028/29	7 2029/30	8 2030/31	9 2031/32	10 2032/33	11 2033/34	12 2034/35	13 2035/36	14 2036/37	15 2037/38
RESERVE																
Opening Balance	*1,300,132*	1,245,132	1,315,132	582,805	737,805	581,039	756,039	901,039	919,362	1,094,362	1,239,362	(0)	(0)	(0)	(0)	(0)
Transfers to Reserve	*0*	100,000	150,000	175,000	175,000	175,000	175,000	175,000	175,000	175,000	154,713	0	0	0	0	0
Cell Capping / Closure	*0*	*0*	*(730,960)*	*0*	*(311,766)*	*0*	*0*	*(126,677)*	*0*	*0*	*(1,115,451)*	*0*	*0*	*0*	*0*	*0*
Transfer Station Development	*0*	*0*	*(121,367)*	*0*	*0*	*0*	*0*	*0*	*0*	*0*	*(248,625)*	*0*	*0*	*0*	*0*	*0*
Consultancy Provision	*(55,000)*	*(30,000)*	*(30,000)*	*(20,000)*	*(20,000)*	*0*	*(30,000)*	*(30,000)*	*0*	*(30,000)*	*(30,000)*	*0*	*0*	*0*	*0*	*0*
Transfers from Reserve	*(55,000)*	(30,000)	(882,327)	(20,000)	(331,766)	0	(30,000)	(156,677)	0	(30,000)	(1,394,075)	0	0	0	0	0
Closing Balance	1,245,132	1,315,132	582,805	737,805	581,039	756,039	901,039	919,362	1,094,362	1,239,362	(0)	(0)	(0)	(0)	(0)	(0)

FUND PURPOSE
To receive funds collected from Council's Waste Management Levy for the purpose of providing waste management facilities

SOURCE PLAN
Asset Management Plan - Parks & Reserves: Cell Capping / Closure
Asset Management Plan - Buildings: Transfer Station Development

TRANSFERS TO RESERVE
Per adopted Annual Budget allocation

TRANSFERS FROM RESERVE

Total Actual Expenditure - Expenditure relating to decommissioning the waste cell at the Donnybrook Waste Management Facility

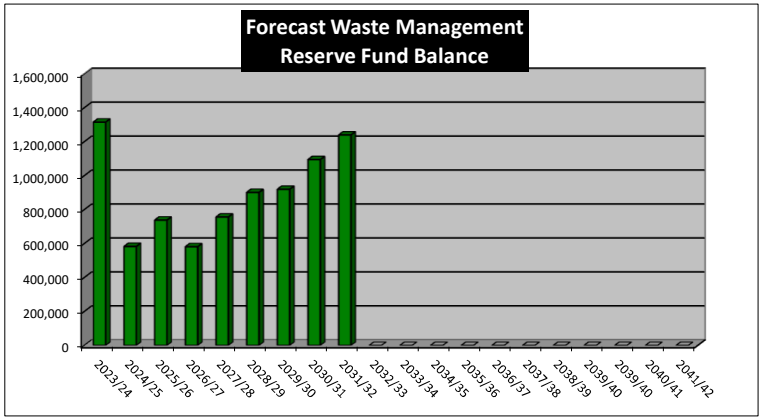

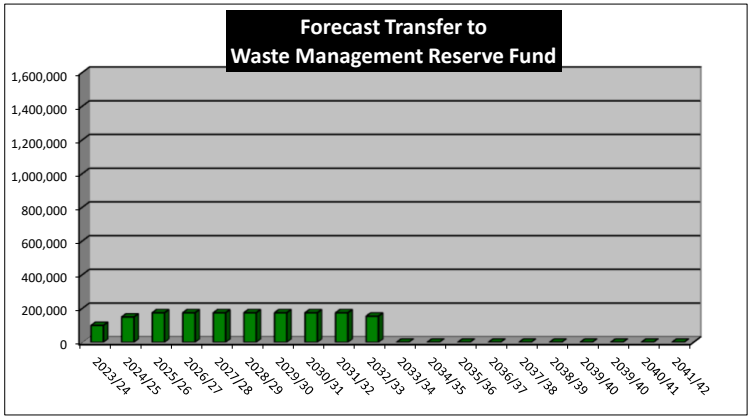

Shire of Donnybrook Balingup

Reserve Fund Plan
2023/24

ARBUTHNOTT SCHOLARSHIP RESERVE FUND SUMMARY

	2022/23	1 2023/24	2 2024/25	3 2025/26	4 2026/27	5 2027/28	6 2028/29	7 2029/30	8 2030/31	9 2031/32	10 2032/33	11 2033/34	12 2034/35	13 2035/36	14 2036/37	15 2037/38
RESERVE																
Opening Balance	2,985	2,985	2,985	2,985	2,985	2,985	2,985	2,985	2,985	2,985	2,985	2,985	2,985	2,985	2,985	2,985
Transfers to Reserve	0	0	0	0	0	0	0	0	0	0	0	0	0	0	0	0
Transfers from Reserve	0	0	0	0	0	0	0	0	0	0	0	0	0	0	0	0
Closing Balance	2,985	2,985	2,985	2,985	2,985	2,985	2,985	2,985	2,985	2,985	2,985	2,985	2,985	2,985	2,985	2,985

FUND PURPOSE
To fund the payment of the Arbuthnott Scholarship

SOURCE PLAN
Reserve Fund Plan

TRANSFERS TO RESERVE
Actual investment interest revenue from funds held in the Arbuthnott Scholarship Reserve account

TRANSFERS FROM RESERVE
Actual Expenditure - Approved scholarships in accordance with the application process

COMMENTS
Frank Arbuthnott was a masterful pianist and violinist with a natural flair for teaching. He instilled in students a sound appreciation for music and encouraged them to develop their personal talents and skills.
During the 11 years Frank lived in Donnybrook he did much to enrich the cultural life of the district. He died unexpectedly on 23 August 1957, just short of his 46th birthday.
The local community established the Scholarship as a way to recognise his contribution to their cultural development while at the same time assisting future artistically talented young people from the district.

Application Process
Applicants must have successfully completed Year 10 and must be prepared to continue at a recognised Secondary School for the completion of Years 11 & 12.
Applicants must live in the Shire of Donnybrook Balingup.
The Award will be decided on by a Committee comprising the Donnybrook Balingup Shire President; the Principal, Donnybrook District High School; the President of the Donnybrook P&C Association; or their nominees.
The winner will be selected after considering scholastic ability, character, and art, drama or musical inclination.
The value of the Scholarship is determined on the amount of interest received from funds invested on behalf of the Frank Arbuthnott Memorial Scholarship Fund by the Shire of Donnybrook Balingup.

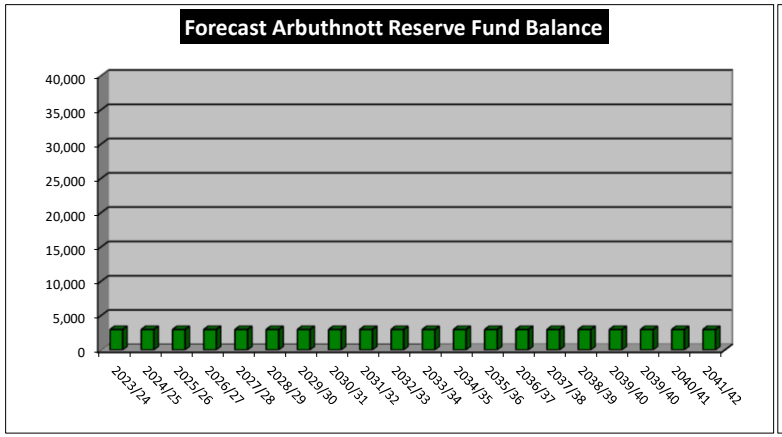

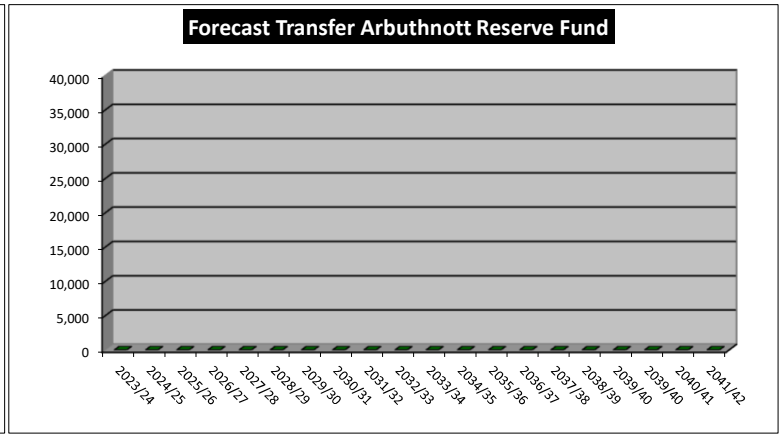

Shire of Donnybrook Balingup

Reserve Fund Plan
2023/24

LAND DEVELOPMENT RESERVE FUND SUMMARY

	2022/23	1 2023/24	2 2024/25	3 2025/26	4 2026/27	5 2027/28	6 2028/29	7 2029/30	8 2030/31	9 2031/32	10 2032/33	11 2033/34	12 2034/35	13 2035/36	14 2036/37	15 2037/38
RESERVE																
Opening Balance	350,271	100,271	18,889	18,889	18,889	18,889	18,889	18,889	18,889	18,889	18,889	18,889	18,889	18,889	18,889	18,889
Transfers to Reserve	0	0	0	0	0	0	0	0	0	0	0	0	0	0	0	0
Transfers from Reserve	(250,000)	(81,382)	0	0	0	0	0	0	0	0	0	0	0	0	0	0
Closing Balance	100,271	18,889	18,889	18,889	18,889	18,889	18,889	18,889	18,889	18,889	18,889	18,889	18,889	18,889	18,889	18,889

FUND PURPOSE
To fund the purchase of land for future community purposes

SOURCE PLAN
Asset Management Plan - Buildings
Asset Management Plan - Parks and Reserves

TRANSFERS TO RESERVE
Net surplus from land development activities undertaken by the Shire

Net surplus is calculated as follows;

Revenue from land development property sales

minus

Expenditure relating to land development activities;
a) Land acquisition
b) Land development
c) Taxes, charges and utilities
d) Sale of property

TRANSFERS FROM RESERVE
Actual project expenditure funded by the reserve fund per adopted Annual Budget.
(Annual Budget informed by the Source Plan)

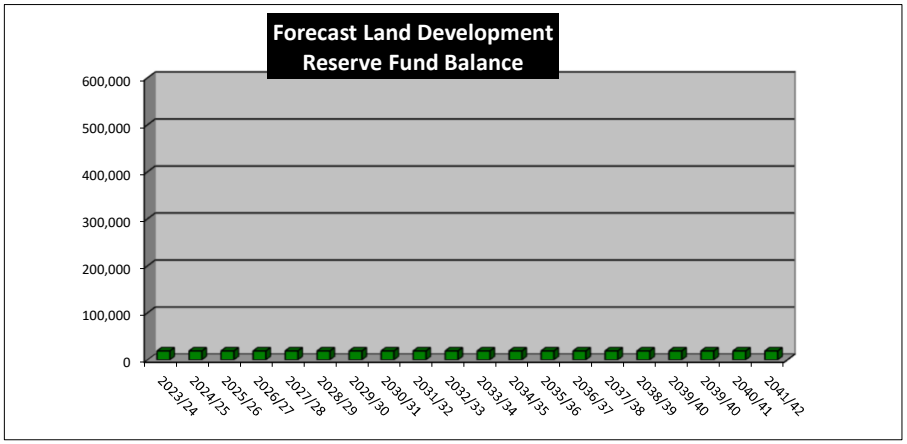

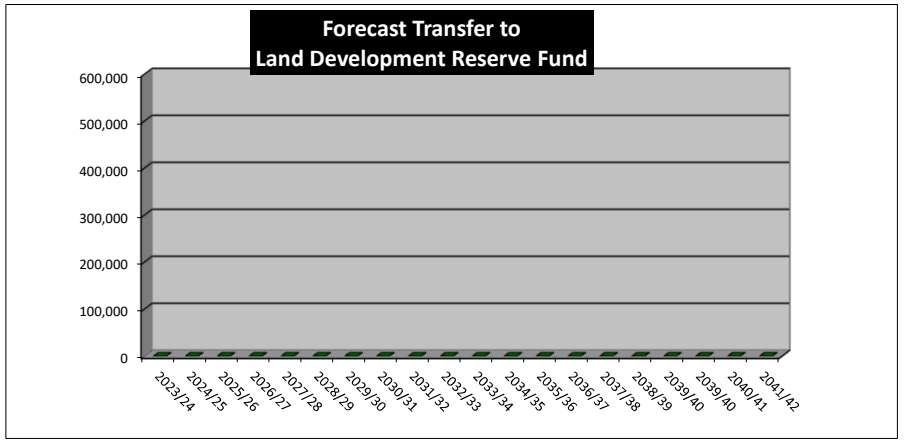

Shire of Donnybrook Balingup

Reserve Fund Plan
2023/24

PRESTON VILLAGE EXIT DEFERRRED MANAGEMENT FEE RESERVE FUND SUMMARY

	2022/23	1 2023/24	2 2024/25	3 2025/26	4 2026/27	5 2027/28	6 2028/29	7 2029/30	8 2030/31	9 2031/32	10 2032/33	11 2033/34	12 2034/35	13 2035/36	14 2036/37	15 2037/38
RESERVE																
Opening Balance	201,370	201,370	201,370	201,370	201,370	201,370	201,370	201,370	201,370	201,370	201,370	201,370	201,370	201,370	201,370	201,370
Transfers to Reserve	0	0	0	0	0	0	0	0	0	0	0	0	0	0	0	0
Transfers from Reserve	0	0	0	0	0	0	0	0	0	0	0	0	0	0	0	0
Closing Balance	201,370	201,370	201,370	201,370	201,370	201,370	201,370	201,370	201,370	201,370	201,370	201,370	201,370	201,370	201,370	201,370

FUND PURPOSE
Established to accumulate Preston Village Exit Deferred Management Fees as contribution towards funding the lease liability

SOURCE PLAN
None

TRANSFERS TO RESERVE
Actual Deferred Management Fee (Exit Fee) paid under the Retirement Villages Regulations 1992 and Residence Contract. Payable by, or on behalf of a resident of Preston Village upon exiting the village

TRANSFERS FROM RESERVE
To pay lease liability obligations to exiting residents of Preston Village

COMMENTS
Exit fee described as 'Amenity Fee' under the Residence Contract
Refer to current Shire of Donnybrook Balingup Annual Financial Report for details on Preston Village Lease Liability
Allocation of the Deferred Management Fee towards meeting the lease liability is a discretionary use of the fee by Council

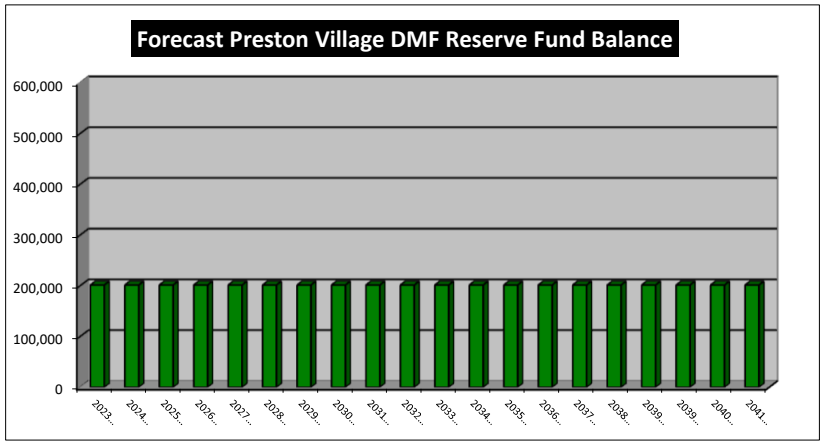

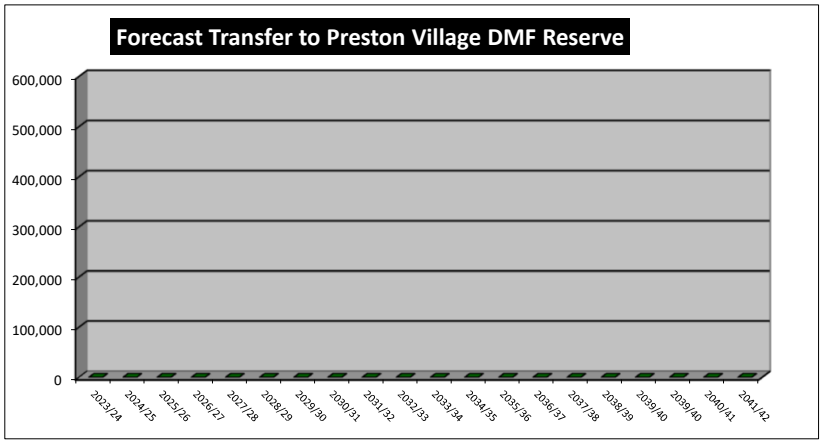

Shire of Donnybrook Balingup

Reserve Fund Plan
2023/24

PRESTON VILLAGE RESERVE FUND CONTRIBUTION RESERVE FUND SUMMARY

		1	2	3	4	5	6	7	8	9	10	11	12	13	14	15
	2022/23	2023/24	2024/25	2025/26	2026/27	2027/28	2028/29	2029/30	2030/31	2031/32	2032/33	2033/34	2034/35	2035/36	2036/37	2037/38
RESERVE																
Opening Balance	60,610	20,545	20,545	20,545	20,545	20,545	20,545	20,545	20,545	20,545	20,545	20,545	20,545	20,545	20,545	20,545
Transfers to Reserve	0	0	0	0	0	0	0	0	0	0	0	0	0	0	0	0
Transfers from Reserve	(40,065)	0	0	0	0	0	0	0	0	0	0	0	0	0	0	0
Closing Balance	20,545	20,545	20,545	20,545	20,545	20,545	20,545	20,545	20,545	20,545	20,545	20,545	20,545	20,545	20,545	20,545

FUND PURPOSE
To accumulate the Preston Village Reserve Fund Contribution for purposes prescribed within the Residence Contract

SOURCE PLAN
Asset Management Plan - Buildings

TRANSFERS TO RESERVE
Actual Reserve Fund Contribution paid by the resident under the Retirement Villages Regulations 1992 and Residence Contract

TRANSFERS FROM RESERVE
Actual expenditure incurred in accordance with the Maintenance Schedule within the Residence Contract

Actual expenditure used at our sole discretion to fund or reimburse those costs and expenses we incur for repairs to, maintenance, renovations of and capital replacements, (whether structural or otherwise) which expenditures are not otherwise payable out of Operating Costs or by Residents.

COMMENTS
Refer to Residence Contract for Reserve Fund Contribution details
Refer to the 'Maintenance Schedule' within the Residence Contact for permissible expenditure

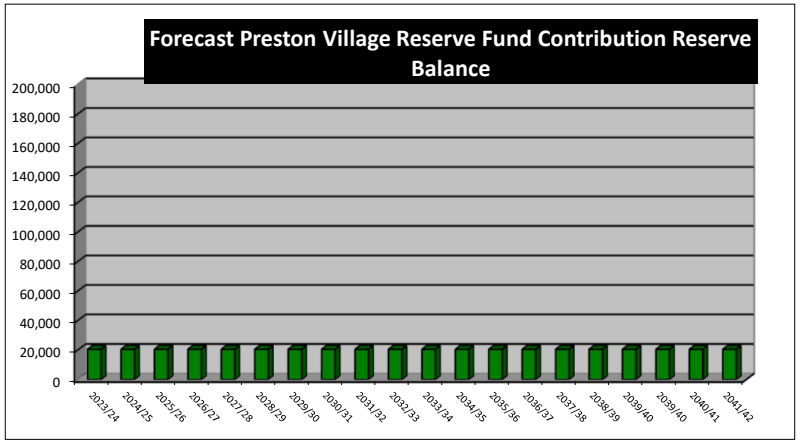

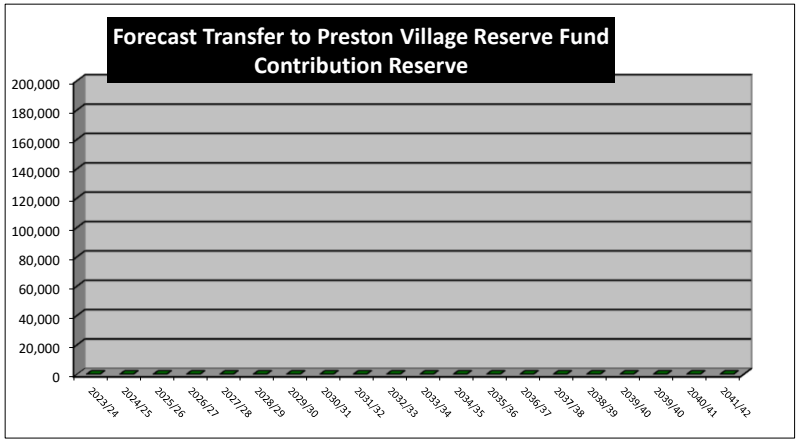

Shire of Donnybrook Balingup

Reserve Fund Plan
2023/24

MINNINUP COTTAGES 1-4 SURPLUS RESERVE SUMMARY

	2022/23	1 2023/24	2 2024/25	3 2025/26	4 2026/27	5 2027/28	6 2028/29	7 2029/30	8 2030/31	9 2031/32	10 2032/33	11 2033/34	12 2034/35	13 2035/36	14 2036/37	15 2037/38
RESERVE																
Opening Balance	63,579	55,029	55,029	55,029	55,029	55,029	55,029	55,029	55,029	55,029	55,029	55,029	55,029	55,029	55,029	55,029
Transfers to Reserve	0	0	0	0	0	0	0	0	0	0	0	0	0	0	0	0
Transfers from Reserve	(8,550)	0	0	0	0	0	0	0	0	0	0	0	0	0	0	0
Closing Balance	55,029	55,029	55,029	55,029	55,029	55,029	55,029	55,029	55,029	55,029	55,029	55,029	55,029	55,029	55,029	55,029

FUND PURPOSE
To accumulate surplus income of units 1-4 for the purposes of unit maintenance, renewal and upgrades

SOURCE PLAN
Asset Management Plan - Buildings

TRANSFERS TO RESERVE
Actual annual operating surplus of Minninup Cottages 1-4

TRANSFERS FROM RESERVE
Actual project expenditure funded by the reserve fund per adopted Annual Budget.
(Annual Budget informed by the Source Plan)

COMMENTS
Disaggregated from Aged Care Housing Reserve
Units 1-4 - 100% Equity - Shire of Donnybrook Balingup

Discretionary use. No contractual obligation to transfer income surplus for Units 1-4

Operating Surplus is calculated as follows;

Total Operating and Non Operating Revenue Minninup Cottages 1-4

minus

Total Operating and Non Operating Expenditure Minninup Cottages 1-4

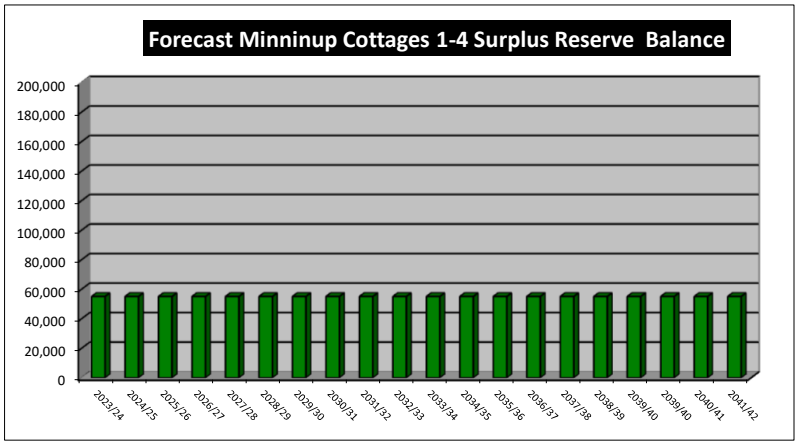

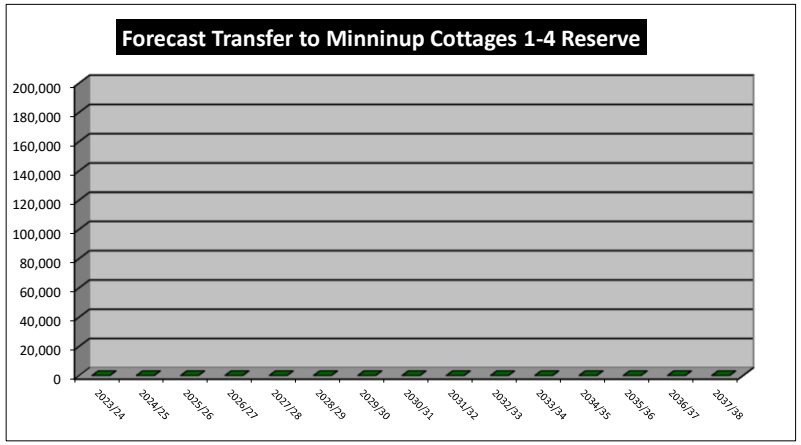

Shire of Donnybrook Balingup

Reserve Fund Plan
2023/24

MINNINUP COTTAGES 5-8 SURPLUS RESERVE SUMMARY

	2022/23	1 2023/24	2 2024/25	3 2025/26	4 2026/27	5 2027/28	6 2028/29	7 2029/30	8 2030/31	9 2031/32	10 2032/33	11 2033/34	12 2034/35	13 2035/36	14 2036/37	15 2037/38
RESERVE																
Opening Balance	93,130	83,277	83,277	83,277	83,277	83,277	83,277	83,277	83,277	83,277	83,277	83,277	83,277	83,277	83,277	83,277
Transfers to Reserve	0	0	0	0	0	0	0	0	0	0	0	0	0	0	0	0
Transfers from Reserve	(9,853)	0	0	0	0	0	0	0	0	0	0	0	0	0	0	0
Closing Balance	83,277	83,277	83,277	83,277	83,277	83,277	83,277	83,277	83,277	83,277	83,277	83,277	83,277	83,277	83,277	83,277

FUND PURPOSE
To accumulate surplus income of units 5-8 for purposes prescribed in the Joint Venture Agreement

SOURCE PLAN
Asset Management Plan - Buildings

TRANSFERS TO RESERVE
Actual annual operating surplus of Minninup Cottages Units 5-8

TRANSFERS FROM RESERVE
Actual project expenditure funded by the reserve fund per adopted Annual Budget.
(Annual Budget informed by the Source Plan)

COMMENTS
Units 5-8 34.48% Equity - Shire of Donnybrook Balingup
65.52% Equity - Department of Communities

Joint venture agreement with Department of Communities for Units 5-8
**** Important Note - Use of funds requires written approval ****

cl 8.7 Any surplus income accumulated by the Organisation from the management and operation of the Units may be used, subject to the approval of Homeswest, as cash contribution towards further low income rental housing projects, improvements or upgrades to existing Joint Venture Units or other purposes agreed in writing by Homeswest.

Operating Surplus is calculated as follows;

Total Operating and Non Operating Revenue Minninup Cottages 5-8

minus

Total Operating and Non Operating Expenditure Minninup Cottages 5-8

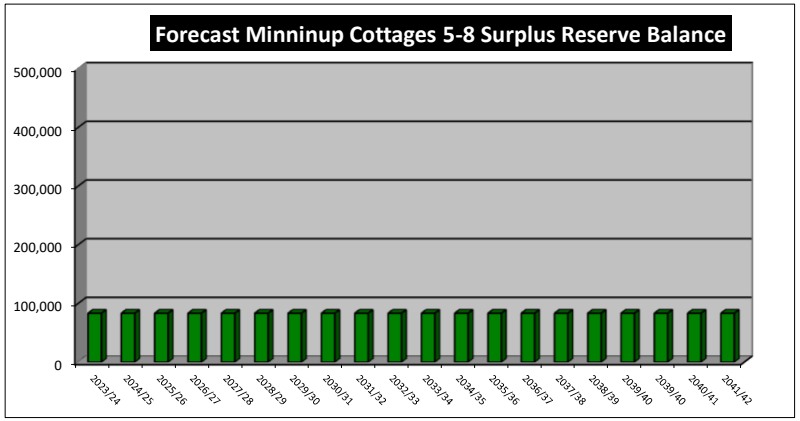



Shire of Donnybrook Balingup

Reserve Fund Plan
2023/24

MINNINUP COTTAGES 9-12 SURPLUS RESERVE SUMMARY

	2022/23	1 2023/24	2 2024/25	3 2025/26	4 2026/27	5 2027/28	6 2028/29	7 2029/30	8 2030/31	9 2031/32	10 2032/33	11 2033/34	12 2034/35	13 2035/36	14 2036/37	15 2037/38
RESERVE																
Opening Balance	256,138	182,331	182,331	182,331	182,331	182,331	182,331	182,331	182,331	182,331	182,331	182,331	182,331	182,331	182,331	182,331
Transfers to Reserve	0	0	0	0	0	0	0	0	0	0	0	0	0	0	0	0
Transfers from Reserve	(73,807)	0	0	0	0	0	0	0	0	0	0	0	0	0	0	0
Closing Balance	182,331	182,331	182,331	182,331	182,331	182,331	182,331	182,331	182,331	182,331	182,331	182,331	182,331	182,331	182,331	182,331

FUND PURPOSE
To accumulate surplus income of units 9-12 for purposes prescribed in the Joint Venture Agreement

SOURCE PLAN
Asset Management Plan - Buildings

TRANSFERS TO RESERVE
Actual annual operating surplus of Minninup Cottages Units 9-12

TRANSFERS FROM RESERVE
Actual project expenditure funded by the reserve fund per adopted Annual Budget.
(Annual Budget informed by the Source Plan)

COMMENTS
Units 9-12 15.20% Equity - Shire of Donnybrook Balingup
84.80% Equity - Department of Communities

Joint venture agreement with Department of Communities for Units 9-12
**** Important Note - Use of funds requires written approval ****

cl 8.7 Any surplus income accumulated by the Organisation from the management and operation of the Units may be used, subject to the approval of Homeswest, as cash contribution towards further low income rental housing projects, improvements or upgrades to existing Joint Venture Units or other purposes agreed in writing by Homeswest.

Operating Surplus is calculated as follows;

Total Operating and Non Operating Revenue Minninup Cottages 9-12

minus

Total Operating and Non Operating Expenditure Minninup Cottages 9-12

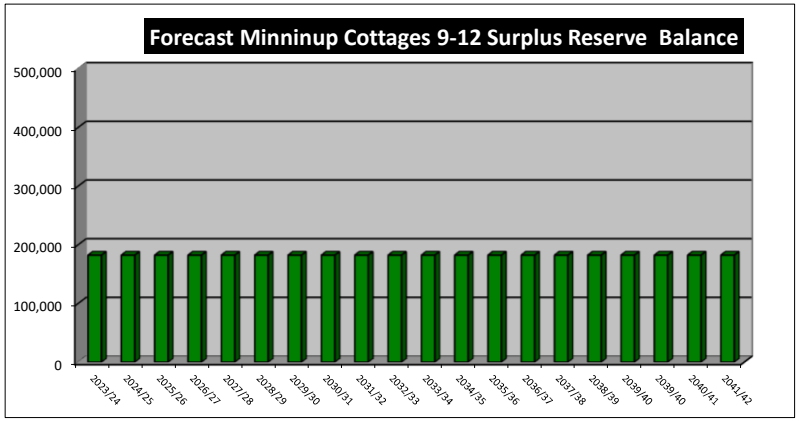

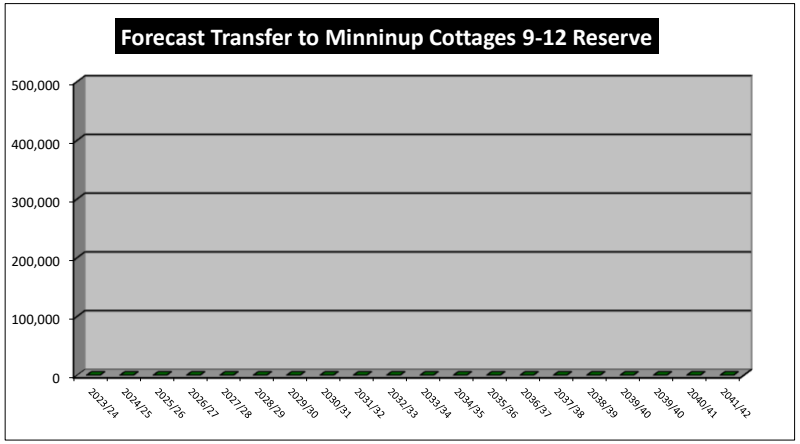

Shire of Donnybrook Balingup

Reserve Fund Plan
2023/24

LANGLEY VILLAS 1-6 SURPLUS RESERVE SUMMARY

	2022/23	1 2023/24	2 2024/25	3 2025/26	4 2026/27	5 2027/28	6 2028/29	7 2029/30	8 2030/31	9 2031/32	10 2032/33	11 2033/34	12 2034/35	13 2035/36	14 2036/37	15 2037/38
RESERVE																
Opening Balance	351,028	272,907	272,907	272,907	272,907	272,907	272,907	272,907	272,907	272,907	272,907	272,907	272,907	272,907	272,907	272,907
Transfers to Reserve	0	0	0	0	0	0	0	0	0	0	0	0	0	0	0	0
Transfers from Reserve	(78,121)	0	0	0	0	0	0	0	0	0	0	0	0	0	0	0
Closing Balance	272,907	272,907	272,907	272,907	272,907	272,907	272,907	272,907	272,907	272,907	272,907	272,907	272,907	272,907	272,907	272,907

FUND PURPOSE
To accumulate surplus income of units 1-6 for purposes prescribed in the Joint Venture Agreement

SOURCE PLAN
Asset Management Plan - Buildings

TRANSFERS TO RESERVE
Actual annual operating surplus of Langley Villas 1-6

TRANSFERS FROM RESERVE
Actual project expenditure funded by the reserve fund per adopted Annual Budget.
(Annual Budget informed by the Source Plan)

COMMENTS
Units 1-6 20.80% Equity - Shire of Donnybrook Balingup
79.20% Equity - Department of Communities

Joint venture agreement with Department of Communities for Units 1-6
**** Important Note - Use of funds requires written approval ****
cl 8.7 Any surplus income accumulated by the Organisation from the management and operation of the Units may be used, subject to the approval of Homeswest, as cash contributions towards further low income rental housing projects, improvements or upgrades to existing Joint Venture Units or other purposes agreed in writing by Homes west.

Operating Surplus is calculated as follows;

Total Operating and Non Operating Revenue Langley Villas 1-6

minus

Total Operating and Non Operating Expenditure Langley Villas 1-6

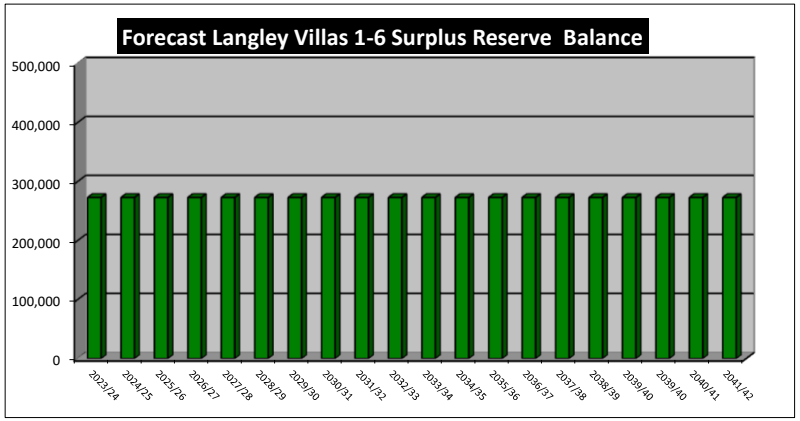

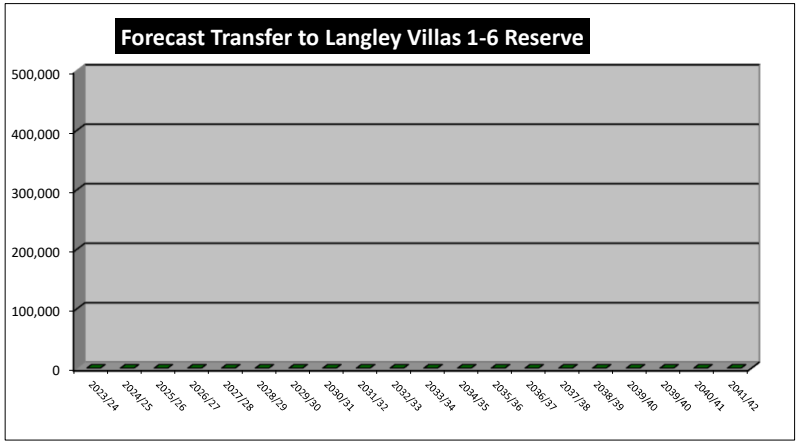

Shire of Donnybrook Balingup

Reserve Fund Plan
2023/24

LANGLEY VILLAS 7-9 SURPLUS RESERVE SUMMARY

	2022/23	1 2023/24	2 2024/25	3 2025/26	4 2026/27	5 2027/28	6 2028/29	7 2029/30	8 2030/31	9 2031/32	10 2032/33	11 2033/34	12 2034/35	13 2035/36	14 2036/37	15 2037/38
RESERVE																
Opening Balance	221,724	171,794	171,794	171,794	171,794	171,794	171,794	171,794	171,794	171,794	171,794	171,794	171,794	171,794	171,794	171,794
Transfers to Reserve	0	0	0	0	0	0	0	0	0	0	0	0	0	0	0	0
Transfers from Reserve	(49,930)	0	0	0	0	0	0	0	0	0	0	0	0	0	0	0
Closing Balance	171,794	171,794	171,794	171,794	171,794	171,794	171,794	171,794	171,794	171,794	171,794	171,794	171,794	171,794	171,794	171,794

FUND PURPOSE
To accumulate surplus income of units 7-9 for purposes prescribed in the Joint Venture Agreement

SOURCE PLAN
Asset Management Plan - Buildings

TRANSFERS TO RESERVE
Actual annual operating surplus of Langley Villas 7-9

TRANSFERS FROM RESERVE
Actual project expenditure funded by the reserve fund per adopted Annual Budget.
(Annual Budget informed by the Source Plan)

COMMENTS
Units 7-9 35.98% Equity - Shire of Donnybrook Balingup
64.02% Equity - Department of Communities

Joint venture agreement with Department of Communities for Units 7-9
**** Important Note - Use of funds requires written approval ****

cl 8.7 Any surplus income accumulated by the Organisation from the management and operation of the Units may be used, subject to the approval of Homeswest, as cash contributions towards further low income rental housing projects, improvements or upgrades to existing Joint Venture Units or other purposes agreed in writing by Homeswest.

Operating Surplus is calculated as follows;

Total Operating and Non Operating Revenue Langley Villas 7-9

minus

Total Operating and Non Operating Expenditure Langley Villas 7-9



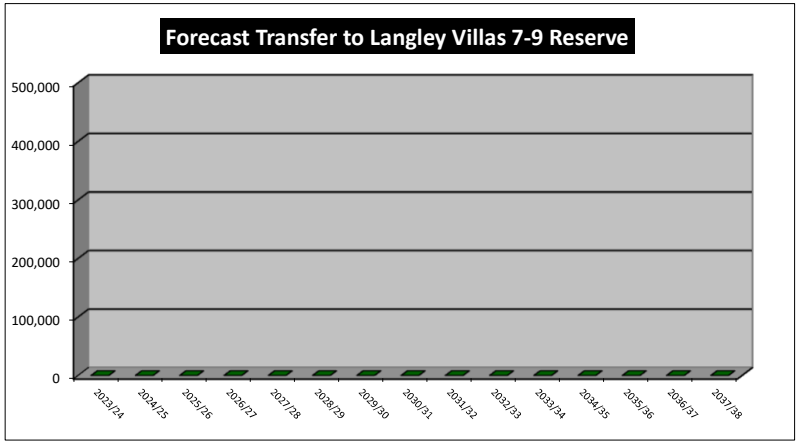

Shire of Donnybrook Balingup

Reserve Fund Plan
2023/24

MINNINUP COTTAGES 5-8 LONG TERM MAINTENANCE RESERVE SUMMARY

	2022/23	1 2023/24	2 2024/25	3 2025/26	4 2026/27	5 2027/28	6 2028/29	7 2029/30	8 2030/31	9 2031/32	10 2032/33	11 2033/34	12 2034/35	13 2035/36	14 2036/37	15 2037/38
RESERVE																
Opening Balance	7,669	9,669	11,669	13,669	15,669	17,669	19,669	21,669	23,669	25,669	27,669	29,669	31,669	33,669	35,669	37,669
Transfers to Reserve	2,000	2,000	2,000	2,000	2,000	2,000	2,000	2,000	2,000	2,000	2,000	2,000	2,000	2,000	2,000	2,000
Transfers from Reserve	0	0	0	0	0	0	0	0	0	0	0	0	0	0	0	0
Closing Balance	9,669	11,669	13,669	15,669	17,669	19,669	21,669	23,669	25,669	27,669	29,669	31,669	33,669	35,669	37,669	39,669

FUND PURPOSE
To accumulate funds for units 5-8 prescribed under the Joint Venture Agreement for the purposes of property maintenance

SOURCE PLAN
Asset Management Plan - Buildings

TRANSFERS TO RESERVE
Annual Budget allocation per prescribed amount in Joint Venture Agreement for units 5-8

TRANSFERS FROM RESERVE
Actual project expenditure funded by the reserve fund per adopted Annual Budget.
(Annual Budget informed by the Source Plan)

COMMENTS
Joint venture agreement with Department of Communities for Units 5-8

Sch A cl 5 An amount of $500 per Unit per year shall be set aside for annual rental income for the long term maintenance needs of the Joint Venture Property.

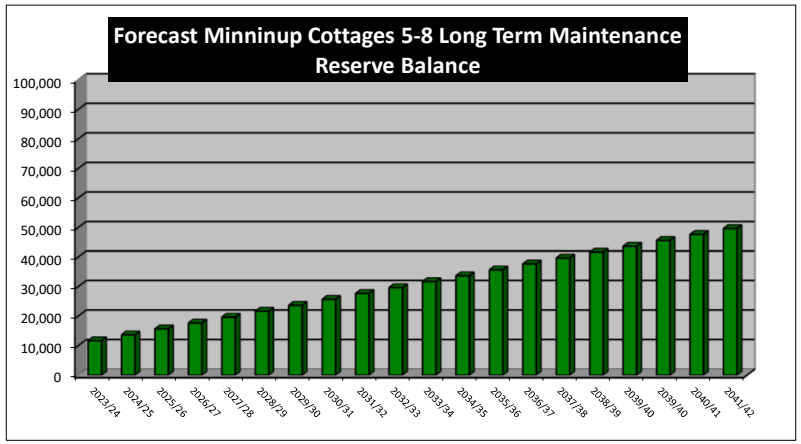

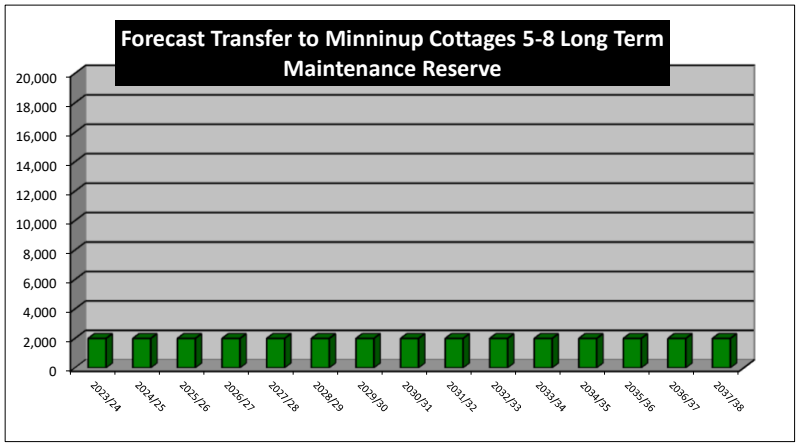

Shire of Donnybrook Balingup

Reserve Fund Plan
2023/24

MINNINUP COTTAGES 9-12 LONG TERM MAINTENANCE RESERVE SUMMARY

	2022/23	1 2023/24	2 2024/25	3 2025/26	4 2026/27	5 2027/28	6 2028/29	7 2029/30	8 2030/31	9 2031/32	10 2032/33	11 2033/34	12 2034/35	13 2035/36	14 2036/37	15 2037/38
RESERVE																
Opening Balance	6,628	8,628	10,628	12,628	14,628	16,628	18,628	20,628	22,628	24,628	26,628	28,628	30,628	32,628	34,628	36,628
Transfers to Reserve	2,000	2,000	2,000	2,000	2,000	2,000	2,000	2,000	2,000	2,000	2,000	2,000	2,000	2,000	2,000	2,000
Transfers from Reserve	0	0	0	0	0	0	0	0	0	0	0	0	0	0	0	0
Closing Balance	8,628	10,628	12,628	14,628	16,628	18,628	20,628	22,628	24,628	26,628	28,628	30,628	32,628	34,628	36,628	38,628

FUND PURPOSE
To accumulate funds for units 9-12 prescribed under the Joint Venture Agreement for the purposes of property maintenance

SOURCE PLAN
Asset Management Plan - Buildings

TRANSFERS TO RESERVE
Annual Budget allocation per prescribed amount in Joint Venture Agreement for units 9-12

TRANSFERS FROM RESERVE
Actual project expenditure funded by the reserve fund per adopted Annual Budget.
(Annual Budget informed by the Source Plan)

COMMENTS
Joint venture agreement with Department of Communities for Units 9-12

Sch A cl 5 An amount of $500 per Unit per year shall be set aside for annual rental income for the long term maintenance needs of the Joint Venture Property.

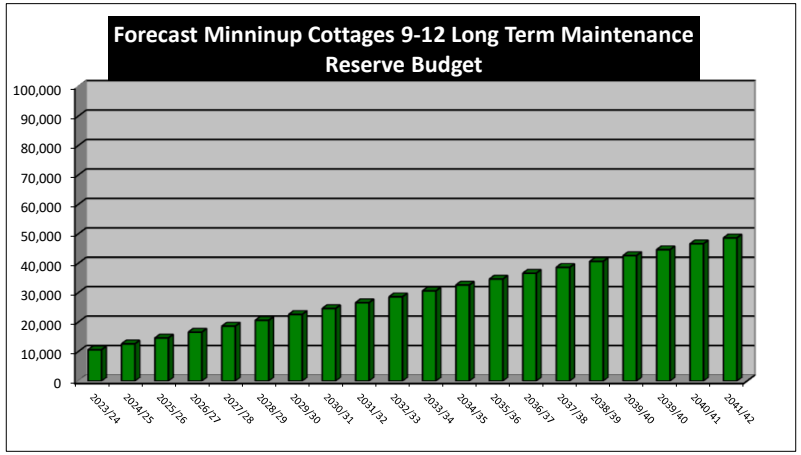

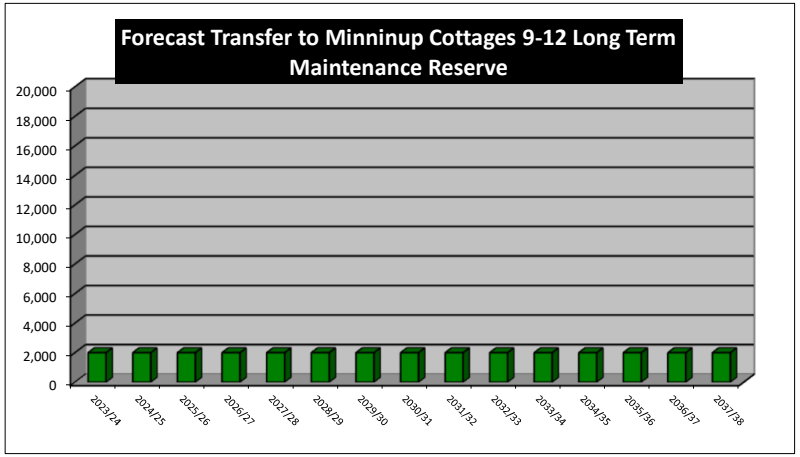

Shire of Donnybrook Balingup

Reserve Fund Plan
2023/24

LANGLEY VILLAS 1-6 LONG TERM MAINTENANCE RESERVE SUMMARY

		1	2	3	4	5	6	7	8	9	10	11	12	13	14	15
	2022/23	2023/24	2024/25	2025/26	2026/27	2027/28	2028/29	2029/30	2030/31	2031/32	2032/33	2033/34	2034/35	2035/36	2036/37	2037/38
RESERVE																
Opening Balance	13,823	17,423	21,023	24,623	28,223	31,823	35,423	39,023	42,623	46,223	49,823	53,423	57,023	60,623	64,223	67,823
Transfers to Reserve	3,600	3,600	3,600	3,600	3,600	3,600	3,600	3,600	3,600	3,600	3,600	3,600	3,600	3,600	3,600	3,600
Transfers from Reserve	0	0	0	0	0	0	0	0	0	0	0	0	0	0	0	0
Closing Balance	17,423	21,023	24,623	28,223	31,823	35,423	39,023	42,623	46,223	49,823	53,423	57,023	60,623	64,223	67,823	71,423

FUND PURPOSE
To accumulate funds for units 1-6 prescribed under the Joint Venture Agreement for the purposes of property maintenance

SOURCE PLAN
Asset Management Plan - Buildings

TRANSFERS TO RESERVE
Annual Budget allocation per prescribed amount in Joint Venture Agreement for units 1-6

TRANSFERS FROM RESERVE
Actual project expenditure funded by the reserve fund per adopted Annual Budget.
(Annual Budget informed by the Source Plan)

COMMENTS
Joint venture agreement with Department of Communities for Units 1-6

Sch A cl 5 An amount of $600 per Unit per year shall be set aside for annual rental income for the long term maintenance needs of the Joint Venture Property.

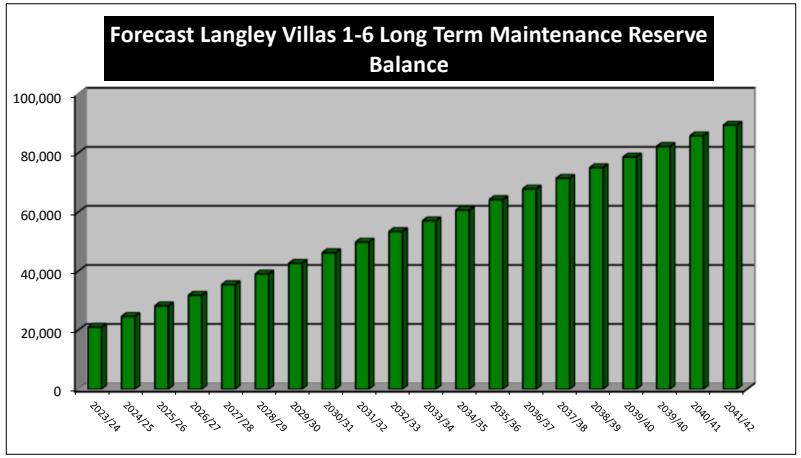

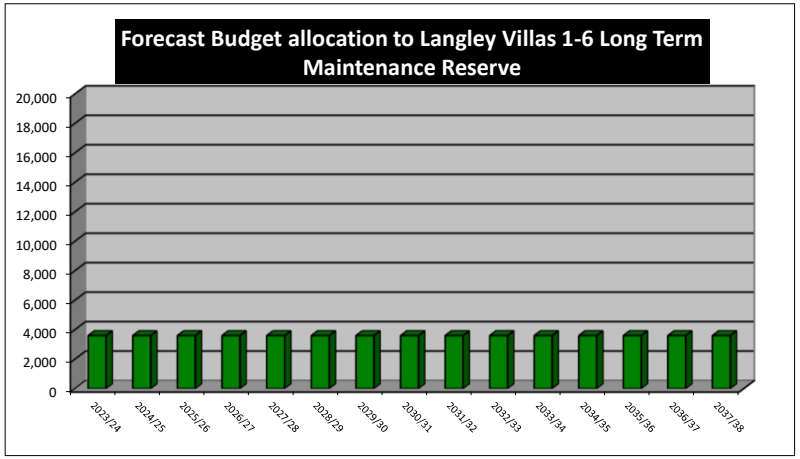

Shire of Donnybrook Balingup

Reserve Fund Plan
2023/24

LANGLEY VILLAS 7-9 LONG TERM MAINTENANCE RESERVE SUMMARY

	2022/23	1 2023/24	2 2024/25	3 2025/26	4 2026/27	5 2027/28	6 2028/29	7 2029/30	8 2030/31	9 2031/32	10 2032/33	11 2033/34	12 2034/35	13 2035/36	14 2036/37	15 2037/38
RESERVE																
Opening Balance	3,600	5,400	7,200	9,000	10,800	12,600	14,400	16,200	18,000	19,800	21,600	23,400	25,200	27,000	28,800	30,600
Transfers to Reserve	1,800	1,800	1,800	1,800	1,800	1,800	1,800	1,800	1,800	1,800	1,800	1,800	1,800	1,800	1,800	1,800
Transfers from Reserve	0	0	0	0	0	0	0	0	0	0	0	0	0	0	0	0
Closing Balance	5,400	7,200	9,000	10,800	12,600	14,400	16,200	18,000	19,800	21,600	23,400	25,200	27,000	28,800	30,600	32,400

FUND PURPOSE
To accumulate funds for units 7-9 prescribed under the Joint Venture Agreement for the purposes of property maintenance

SOURCE PLAN
Asset Management Plan - Buildings

TRANSFERS TO RESERVE
Annual Budget allocation per prescribed amount in Joint Venture Agreement for units 7-9

TRANSFERS FROM RESERVE
Actual project expenditure funded by the reserve fund per adopted Annual Budget.
(Annual Budget informed by the Source Plan)

COMMENTS
Joint venture agreement with Department of Communities for Units 7-9

Sch A cl 5 An amount of $600 per Unit per year shall be set aside for annual rental income for the long term maintenance needs of the Joint Venture Property.

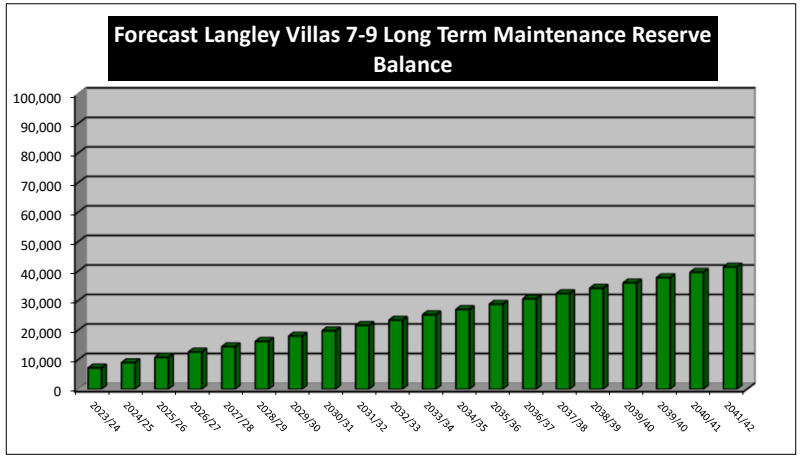

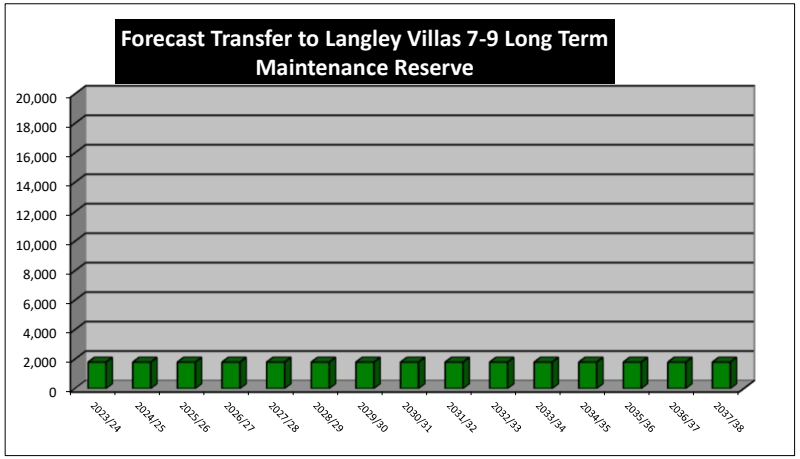

Shire of Donnybrook Balingup

Reserve Fund Plan
2023/24

PUBLIC OPEN SPACE - DONNYBROOK TOWNSITE

		1	2	3	4	5	6	7	8	9	10	11	12	13	14	15
	2022/23	2023/24	2024/25	2025/26	2026/27	2027/28	2028/29	2029/30	2030/31	2031/32	2032/33	2033/34	2034/35	2035/36	2036/37	2037/38
RESERVE																
Opening Balance	0	0	0	0	0	0	0	0	0	0	0	0	0	0	0	0
Transfers to Reserve	0	0	0	0	0	0	0	0	0	0	0	0	0	0	0	0
Transfers from Reserve	0	0	0	0	0	0	0	0	0	0	0	0	0	0	0	0
Closing Balance	0	0	0	0	0	0	0	0	0	0	0	0	0	0	0	0

FUND PURPOSE
To hold payments in lieu of public open space for the general locality of the Donnybrook townsite in accordance with the Planning and Development Act 2005

SOURCE PLAN
Asset Management Plan - Parks & Reserves
Asset Management Plan - Buildings

TRANSFERS TO RESERVE
Payments received in lieu of public open space for the general locality of the Donnybrook townsite in accordance with the Planning and Development Act 2005

TRANSFERS FROM RESERVE
Actual project expenditure funded by the reserve fund per adopted Annual Budget.
(Annual Budget informed by the Source Plan)

COMMENTS
Ex POS Trust Funds
****Important Note** Conditions apply relating to application of funds. Refer to s154 Planning and Development Act 2005 for Ministerial approval**

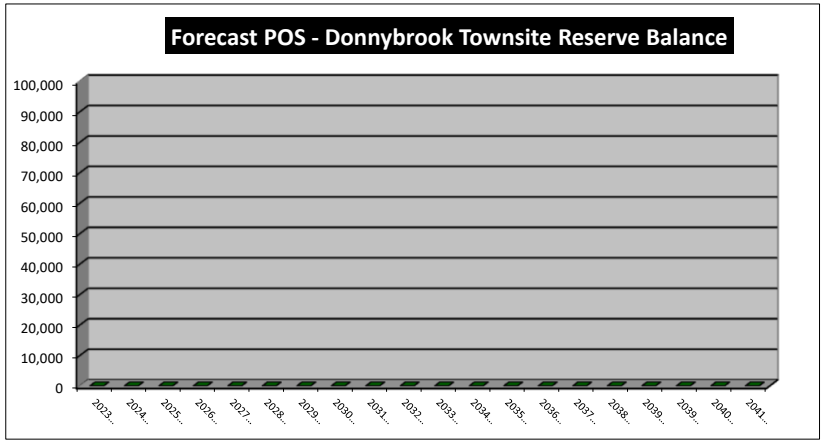

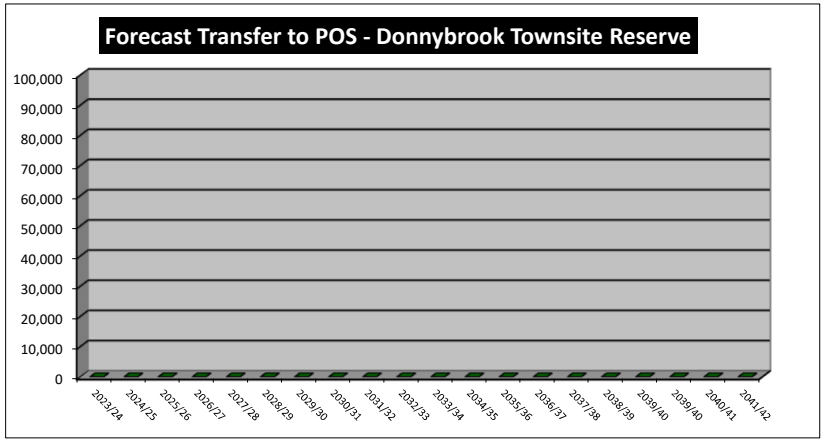

Shire of Donnybrook Balingup

Reserve Fund Plan
2023/24

PUBLIC OPEN SPACE - BALINGUP TOWNSITE

	2022/23	1 2023/24	2 2024/25	3 2025/26	4 2026/27	5 2027/28	6 2028/29	7 2029/30	8 2030/31	9 2031/32	10 2032/33	11 2033/34	12 2034/35	13 2035/36	14 2036/37	15 2037/38
RESERVE																
Opening Balance	0	0	0	0	0	0	0	0	0	0	0	0	0	0	0	0
Transfers to Reserve	0	0	0	0	0	0	0	0	0	0	0	0	0	0	0	0
Transfers from Reserve	0	0	0	0	0	0	0	0	0	0	0	0	0	0	0	0
Closing Balance	0	0	0	0	0	0	0	0	0	0	0	0	0	0	0	0

FUND PURPOSE
To hold payments in lieu of public open space for the general locality of Balingup townsite in accordance with the Planning and Development Act 2005

SOURCE PLAN
Asset Management Plan - Parks & Reserves
Asset Management Plan - Buildings

TRANSFERS TO RESERVE
Payments received in lieu of public open space for the general locality of Balingup townsite in accordance with the Planning and Development Act 2005

TRANSFERS FROM RESERVE
Actual project expenditure funded by the reserve fund per adopted Annual Budget.
(Annual Budget informed by the Source Plan)

COMMENTS
Ex POS Trust Funds
****Important Note** Conditions apply relating to application of funds. Refer to s154 Planning and Development Act 2005 for Ministerial approval**

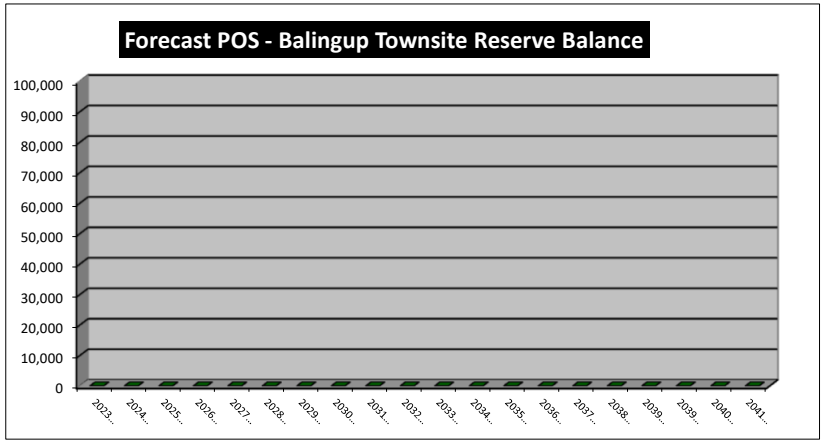

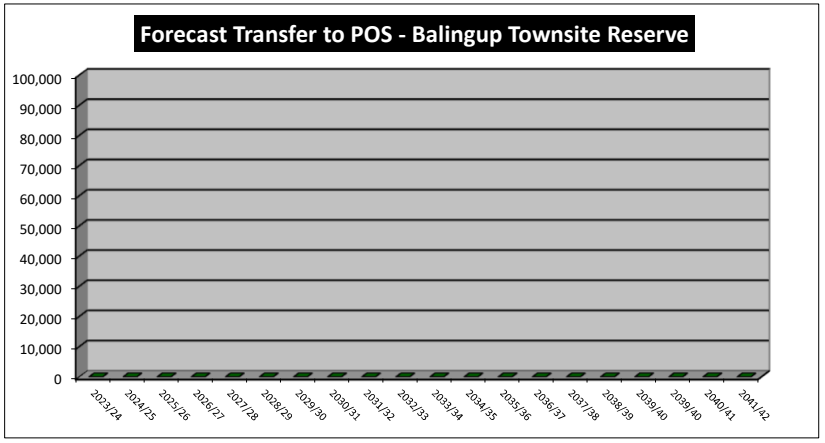

Shire of Donnybrook Balingup

Reserve Fund Plan
2023/24

PUBLIC OPEN SPACE - KIRUP TOWNSITE

		1	2	3	4	5	6	7	8	9	10	11	12	13	14	15
	2022/23	2023/24	2024/25	2025/26	2026/27	2027/28	2028/29	2029/30	2030/31	2031/32	2032/33	2033/34	2034/35	2035/36	2036/37	2037/38
RESERVE																
Opening Balance	0	0	0	0	0	0	0	0	0	0	0	0	0	0	0	0
Transfers to Reserve	0	0	0	0	0	0	0	0	0	0	0	0	0	0	0	0
Transfers from Reserve	0	0	0	0	0	0	0	0	0	0	0	0	0	0	0	0
Closing Balance	0	0	0	0	0	0	0	0	0	0	0	0	0	0	0	0

FUND PURPOSE
To hold payments in lieu of public open space for the general locality of the Kirup townsite in accordance with the Planning and Development Act 2005

SOURCE PLAN
Asset Management Plan - Parks & Reserves
Asset Management Plan - Buildings

TRANSFERS TO RESERVE
Payments received in lieu of public open space for the general locality of the Kirup townsite in accordance with the Planning and Development Act 2005

TRANSFERS FROM RESERVE
Actual project expenditure funded by the reserve fund per adopted Annual Budget.
(Annual Budget informed by the Source Plan)

COMMENTS
Ex POS Trust Funds
****Important Note**** **Conditions apply relating to application of funds. Refer to s154 Planning and Development Act 2005 for Ministerial approval**

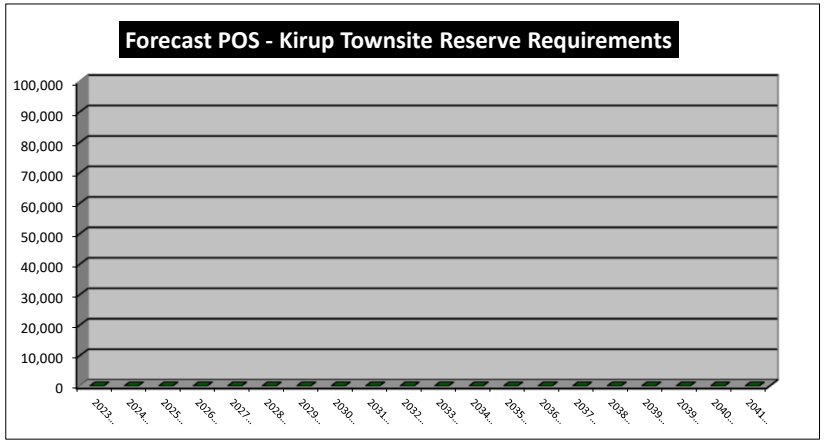

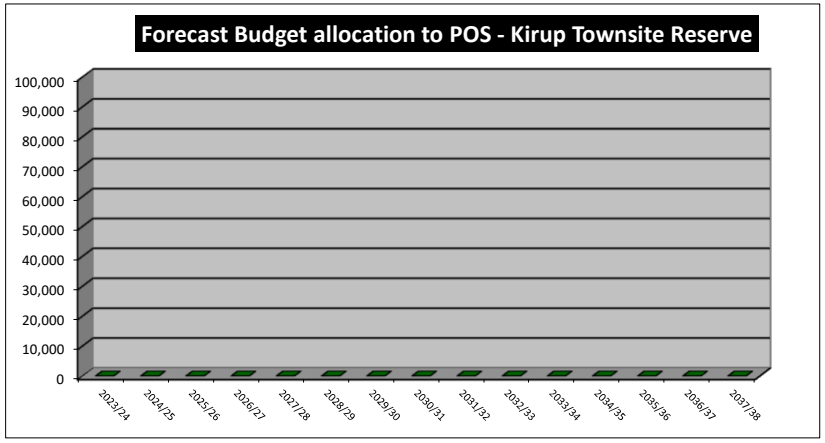

Shire of Donnybrook Balingup

Reserve Fund Plan
2023/24

COVID-19 RESERVE

	2022/23	1 2023/24	2 2024/25	3 2025/26	4 2026/27	5 2027/28	6 2028/29	7 2029/30	8 2030/31	9 2031/32	10 2032/33	11 2033/34	12 2034/35	13 2035/36	14 2036/37	15 2037/38
RESERVE																
Opening Balance	95,058	0	0	0	0	0	0	0	0	0	0	0	0	0	0	0
Transfers to Reserve	0	0	0	0	0	0	0	0	0	0	0	0	0	0	0	0
Transfers from Reserve	(95,058)	0	0	0	0	0	0	0	0	0	0	0	0	0	0	0
Closing Balance	0	0	0	0	0	0	0	0	0	0	0	0	0	0	0	0

FUND PURPOSE
To fund initiatives and activities associated with the Shire's response and recovery from the COVID-19 pandemic

SOURCE PLAN
Reserve Fund Plan

TRANSFERS TO RESERVE
Per adopted Annual Budget allocation. (Annual Budget informed by the Source Plan)

TRANSFERS FROM RESERVE
Actual project expenditure funded by the reserve fund per adopted Annual Budget.
(Annual Budget informed by the Source Plan)

COMMENTS

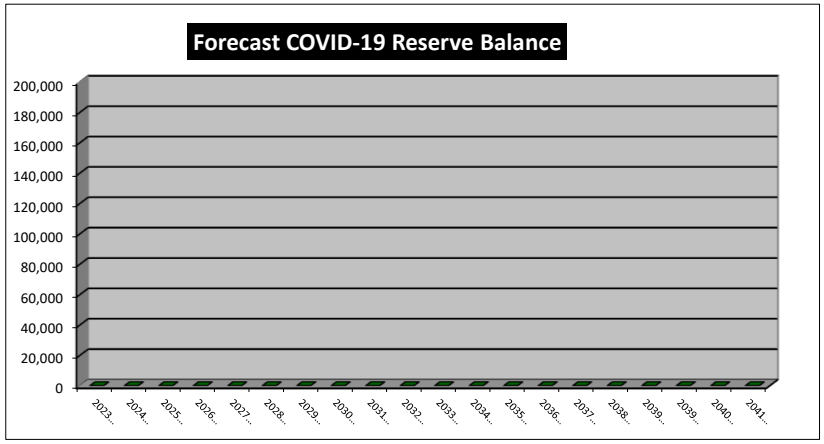

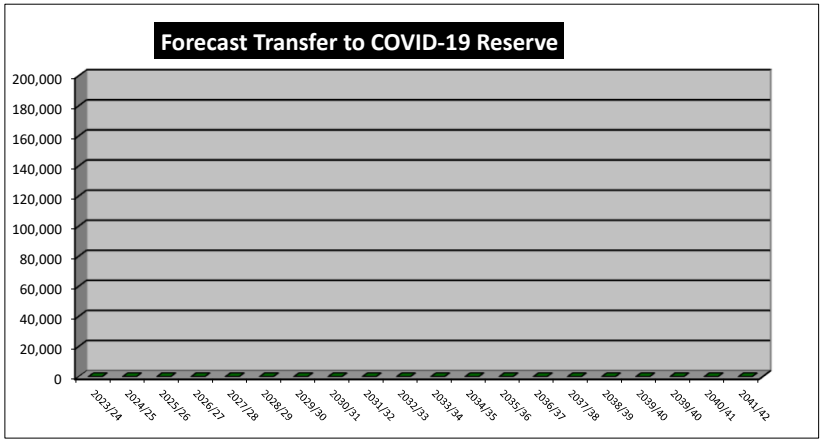

Shire of Donnybrook Balingup

Reserve Fund Plan
2023/24

CARRIED FORWARD PROJECTS RESERVE

	2022/23	1 2023/24	2 2024/25	3 2025/26	4 2026/27	5 2027/28	6 2028/29	7 2029/30	8 2030/31	9 2031/32	10 2032/33	11 2033/34	12 2034/35	13 2035/36	14 2036/37	15 2037/38
RESERVE																
Opening Balance	55,451	55,451	0	0	0	0	0	0	0	0	0	0	0	0	0	0
Transfers to Reserve	0	0	0	0	0	0	0	0	0	0	0	0	0	0	0	0
Transfers from Reserve	0	(55,451)	0	0	0	0	0	0	0	0	0	0	0	0	0	0
Closing Balance	55,451	0	0	0	0	0	0	0	0	0	0	0	0	0	0	0

FUND PURPOSE
Established to accumulate funds from projects carried into future financial years

SOURCE PLAN
None. Per adopted budget

TRANSFERS TO RESERVE
Unspent project funds carried forward into future financial year

TRANSFERS FROM RESERVE
Actual project expenditure incurred

COMMENTS

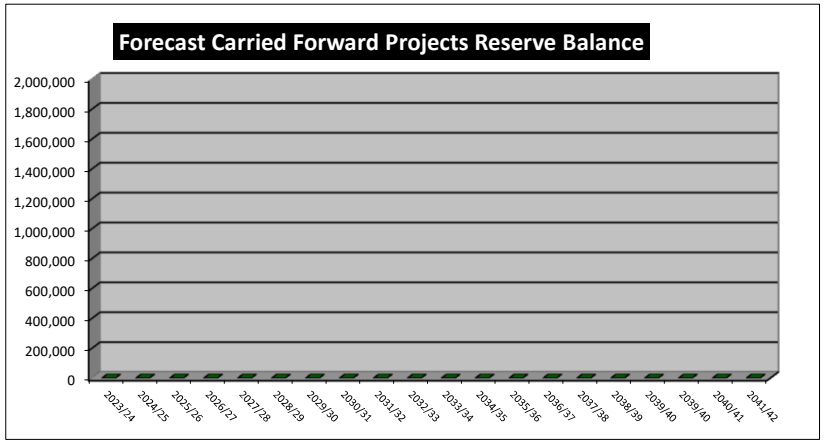

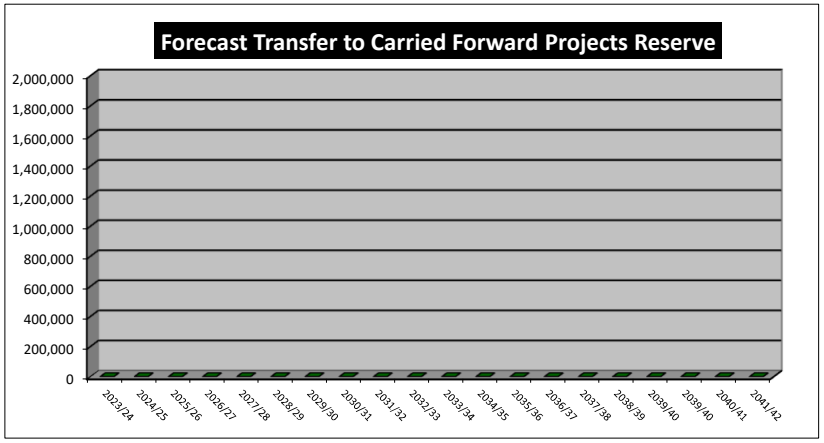

Attachment 9.2.4(7)

Shire of
Donnybrook Balingup

Borrowings Plan

2023/24



Introduction

The use of borrowings as a means of funding asset acquisitions, renewals and maintenance is a useful mechanism for allocating the costs of such works over a time frame that reflects when residents will benefit from the assets.

Council is guided by it's adopted policy - COUNCIL POLICY FIN/CP-3 DEBT

This Policy sets out the manner in which the Shire of Donnybrook Balingup may establish and manage a debt portfolio. The objective of this Debt Policy is to ensure the sound management of the Shire's existing and future debt.

This Debt Policy outlines the Shire's debt strategy and provides for the responsible financial management of loan funding by ensuring that the level of indebtedness is maintained within acceptable limits and is managed appropriately.

It is therefore critical that debt funding is appropriately planned and monitored if Council is to maintain the capacity to effectively use this funding source.

Strategic planning allows Council to develop targets and standards for debt that are strategic in nature, rather than relying on debt as a response to current financial requirements.

Funding Options

1. Comparison of Funding Options

Council should investigate all funding options and compare the advantages and disadvantages of each. There are a number of funding options for asset management available to Council.

2.1 Government grants shall be sourced where possible as a first option.
2.2 Investigation of Public / Private Partnerships.
2.3 Council consider a 1/3 contribution for groups & clubs projects. (1/3 Community, 1/3 Council, 1/3 Grants).
2.4 That regard to the life of the asset is given to the life of the loan, and matched where possible.
2.5 That consideration be given that infrastructure that is commercial in nature be self funded.
2.6 That loans are only raised where identified in Council's Asset Management Plans.
2.7 Reserve Funds shall be utilised up to amounts prescribed in Council's Asset Management Plans.
2.8 That self supporting loans be available to community groups for project funding.

PROJECTED BORROWINGS LIABILITY

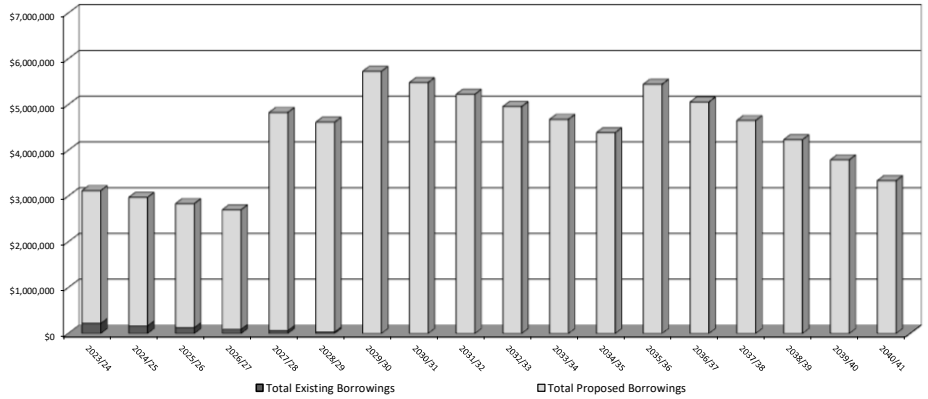

TOTAL BORROWING REPAYMENTS (PRINCIPAL + INTEREST)

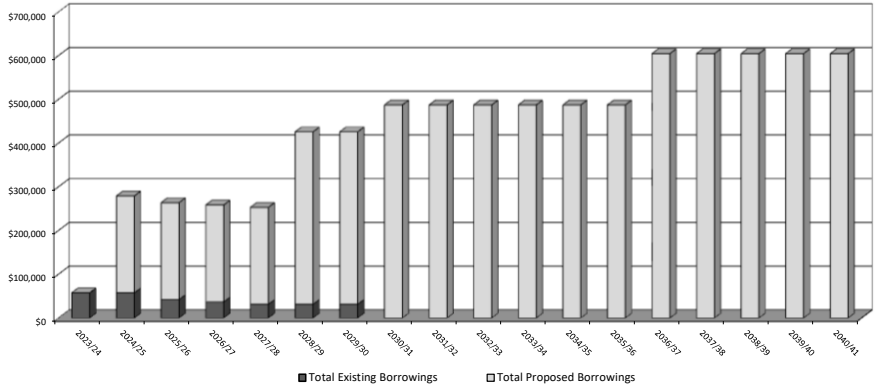

Borrowings Liability

		1 2023/24	2 2024/25	3 2025/26	4 2026/27	5 2027/28	6 2028/29	7 2029/30	8 2030/31	9 2031/32	10 2032/33	11 2033/34	12 2034/35	13 2035/36	14 2036/37	15 2037/38
Existing Borrowings	Loan #															
Dental Surgery Extensions	74	14,715	0	0	0	0	0	0	0	0	0	0	0	0	0	0
Country Club - Artificial Surface (SSL)	90	26,019	15,823	5,346	0	0	0	0	0	0	0	0	0	0	0	0
Tuia Lodge - Fire Suppression System	93	180,064	151,222	121,922	92,157	61,920	31,204	0	0	0	0	0	0	0	0	0
Total Existing Borrowings		220,798	167,045	127,268	92,157	61,920	31,204	0	0	0	0	0	0	0	0	0
Proposed New Borrowings																
VC Mitchell Park	2023/24	2,900,000	2,808,048	2,711,912	2,611,401	2,506,316	2,396,450	2,281,583	2,161,490	2,035,931	1,904,659	1,767,413	1,623,921	1,473,900	1,317,052	1,153,066
Administration Centre Extensions	2027/28	0	0	0	0	2,261,654	2,189,943	2,114,968	2,036,581	1,954,628	1,868,945	1,779,363	1,685,704	1,587,783	1,485,407	1,378,371
Donnybrook Transfer Station Development	2029/30	0	0	0	0	0	0	1,331,418	1,284,486	1,235,896	1,185,591	1,133,510	1,079,590	1,023,767	965,973	906,138
Apple Funpark Equipment Renewal	2035/36	0	0	0	0	0	0	0	0	0	0	0	0	1,360,121	1,289,792	1,216,980
Total Proposed Borrowings		2,900,000	2,808,048	2,711,912	2,611,401	4,767,970	4,586,392	5,727,969	5,482,557	5,226,455	4,959,195	4,680,286	4,389,216	5,445,571	5,058,223	4,654,554
Total Outstanding Borrowings		**3,120,798**	**2,975,093**	**2,839,180**	**2,703,558**	**4,829,891**	**4,617,596**	**5,727,969**	**5,482,557**	**5,226,455**	**4,959,195**	**4,680,286**	**4,389,216**	**5,445,571**	**5,058,223**	**4,654,554**
Less: Self Supporting Loans																
Country Club - Artificial Surface (SSL)		(26,019)	(15,823)	(5,346)	0	0	0	0	0	0	0	0	0	0	0	0
Total SSL		(26,019)	(15,823)	(5,346)	0	0	0	0	0	0	0	0	0	0	0	0
Total Net Outstanding Borrowings		**3,094,779**	**2,959,270**	**2,833,834**	**2,703,558**	**4,829,891**	**4,617,596**	**5,727,969**	**5,482,557**	**5,226,455**	**4,959,195**	**4,680,286**	**4,389,216**	**5,445,571**	**5,058,223**	**4,654,554**

Total Borrowing Expense (Principal + Interest)

		1 2023/24	2 2024/25	3 2025/26	4 2026/27	5 2027/28	6 2028/29	7 2029/30	8 2030/31	9 2031/32	10 2032/33	11 2033/34	12 2034/35	13 2035/36	14 2036/37	15 2037/38
Existing Borrowings	Loan #															
Dental Surgery Extensions	74	15,361	15,361	0	0	0	0	0	0	0	0	0	0	0	0	0
Country Club - Artificial Surface (SSL)	90	10,839	10,839	10,839	5,420	0	0	0	0	0	0	0	0	0	0	0
Tuia Lodge - Fire Suppression System	93	31,574	31,574	31,574	31,574	31,574	31,574	31,574	0	0	0	0	0	0	0	0
Total Existing Borrowings		57,774	57,774	42,413	36,994	31,574	31,574	31,574	0	0	0	0	0	0	0	0
Proposed New Borrowings																
VC Mitchell Park	2023/24	0	221,429	221,429	221,429	221,429	221,429	221,429	221,429	221,429	221,429	221,429	221,429	221,429	221,429	221,429
Administration Centre Extensions	2027/28	0	0	0	0	0	172,688	172,688	172,688	172,688	172,688	172,688	172,688	172,688	172,688	172,688
Donnybrook Transfer Station Development	2029/30	0	0	0	0	0	0	0	93,125	93,125	93,125	93,125	93,125	93,125	93,125	93,125
Apple Funpark Equipment Renewal	2035/36	0	0	0	0	0	0	0	0	0	0	0	0	0	117,323	117,323
Total Proposed Borrowings		0	221,429	221,429	221,429	221,429	394,117	394,117	487,242	487,242	487,242	487,242	487,242	487,242	604,565	604,565
Total Borrowing Repayments		**57,774**	**279,203**	**263,842**	**258,422**	**253,003**	**425,691**	**425,691**	**487,242**	**487,242**	**487,242**	**487,242**	**487,242**	**487,242**	**604,565**	**604,565**
Less: Self Supporting Loans																
Country Club - Artificial Surface (SSL)		(10,839)	(10,839)	(10,839)	(5,420)	0	0	0	0	0	0	0	0	0	0	0
Total SSL		(10,839)	(10,839)	(10,839)	(5,420)	0	0	0	0	0	0	0	0	0	0	0
Total Net Repayments		**46,935**	**268,364**	**253,003**	**253,003**	**253,003**	**425,691**	**425,691**	**487,242**	**487,242**	**487,242**	**487,242**	**487,242**	**487,242**	**604,565**	**604,565**
$ Increase (Decrease) from Previous Year			221,429	(15,361)	0	0	172,688	0	61,551	0	0	0	0	0	117,323	0

Interest Expense

		1 2023/24	2 2024/25	3 2025/26	4 2026/27	5 2027/28	6 2028/29	7 2029/30	8 2030/31	9 2031/32	10 2032/33	11 2033/34	12 2034/35	13 2035/36	14 2036/37	15 2037/38
Existing Borrowings	Loan #															
Dental Surgery Extensions	74	1,468	646	0	0	0	0	0	0	0	0	0	0	0	0	0
Country Club - Artificial Surface (SSL)	90	917	644	362	73	0	0	0	0	0	0	0	0	0	0	0
Tuia Lodge - Fire Suppression System	93	3,182	2,732	2,274	1,809	1,337	857	370	0	0	0	0	0	0	0	0
Total Existing Borrowings		5,567	4,022	2,636	1,883	1,337	857	370	0	0	0	0	0	0	0	0
Proposed New Borrowings																
VC Mitchell Park	2023/24	0	129,477	125,293	120,918	116,344	111,562	106,562	101,335	95,870	90,157	84,183	77,937	71,407	64,581	57,443
Administration Centre Extensions	2027/28	0	0	0	0	0	100,977	97,713	94,302	90,734	87,005	83,106	79,029	74,767	70,311	65,653
Donnybrook Transfer Station Development	2029/30	0	0	0	0	0	0	0	46,193	44,536	42,820	41,044	39,205	37,301	35,331	33,290
Apple Funpark Equipment Renewal	2035/36	0	0	0	0	0	0	0	0	0	0	0	0	0	46,994	44,511
Total Proposed Borrowings		0	129,477	125,293	120,918	116,344	212,539	204,276	241,829	231,140	219,982	208,333	196,172	183,476	217,217	200,897
Total Interest Repayments		**5,567**	**133,499**	**127,929**	**122,800**	**117,681**	**213,396**	**204,646**	**241,829**	**231,140**	**219,982**	**208,333**	**196,172**	**183,476**	**217,217**	**200,897**
Less: Self Supporting Loans																
Country Club - Artificial Surface (SSL)		(917)	(644)	(362)	(73)	0	0	0	0	0	0	0	0	0	0	0
Total SSL		(917)	(644)	(362)	(73)	0	0	0	0	0	0	0	0	0	0	0
Total Net Interest Repayments		**4,650**	**132,855**	**127,567**	**122,727**	**117,681**	**213,396**	**204,646**	**241,829**	**231,140**	**219,982**	**208,333**	**196,172**	**183,476**	**217,217**	**200,897**
$ Increase (Decrease) from Previous Year			128,205	(5,288)	(4,840)	(5,046)	95,715	(8,750)	37,183	(10,689)	(11,159)	(11,649)	(12,161)	(12,696)	33,740	(16,320)

Principal Expense

		1 2023/24	2 2024/25	3 2025/26	4 2026/27	5 2027/28	6 2028/29	7 2029/30	8 2030/31	9 2031/32	10 2032/33	11 2033/34	12 2034/35	13 2035/36	14 2036/37	15 2037/38
Existing Borrowings	Loan #															
Dental Surgery Extensions	74	13,893	14,715	0	0	0	0	0	0	0	0	0	0	0	0	0
Country Club - Artificial Surface (SSL)	90	9,922	10,196	10,477	5,346	0	0	0	0	0	0	0	0	0	0	0
Tuia Lodge - Fire Suppression System	93	28,392	28,842	29,300	29,765	30,237	30,716	31,204	0	0	0	0	0	0	0	0
Total Existing Borrowings		52,207	53,753	39,777	35,111	30,237	30,716	31,204	0	0	0	0	0	0	0	0
Proposed New Borrowings																
VC Mitchell Park	2023/24	0	91,952	96,136	100,511	105,085	109,867	114,866	120,094	125,559	131,272	137,246	143,492	150,021	156,848	163,986
Administration Centre Extensions	2027/28	0	0	0	0	0	71,711	74,975	78,387	81,954	85,683	89,582	93,659	97,921	102,377	107,035
Donnybrook Transfer Station Development	2029/30	0	0	0	0	0	0	0	46,932	48,589	50,305	52,081	53,920	55,823	57,794	59,835
Apple Funpark Equipment Renewal	2035/36	0	0	0	0	0	0	0	0	0	0	0	0	0	70,329	72,812
Total Proposed Borrowings		0	91,952	96,136	100,511	105,085	181,578	189,841	245,413	256,102	267,260	278,909	291,070	303,766	387,349	403,668
Total Principal Repayments		**52,207**	**145,704**	**135,913**	**135,622**	**135,322**	**212,295**	**221,045**	**245,413**	**256,102**	**267,260**	**278,909**	**291,070**	**303,766**	**387,349**	**403,668**
Less: Self Supporting Loans																
Country Club - Artificial Surface (SSL)		(9,922)	(10,196)	(10,477)	(5,346)	0	0	0	0	0	0	0	0	0	0	0
Total SSL		(9,922)	(10,196)	(10,477)	(5,346)	0	0	0	0	0	0	0	0	0	0	0
Total Net Repayments		**42,285**	**135,509**	**125,436**	**130,276**	**135,322**	**212,295**	**221,045**	**245,413**	**256,102**	**267,260**	**278,909**	**291,070**	**303,766**	**387,349**	**403,668**
$ Increase (Decrease) from Previous Year			93,224	(10,073)	4,840	5,046	76,973	8,750	24,368	10,689	11,159	11,649	12,161	12,696	83,583	16,320

State Guarantee Fee Expense

		1 2023/24	2 2024/25	3 2025/26	4 2026/27	5 2027/28	6 2028/29	7 2029/30	8 2030/31	9 2031/32	10 2032/33	11 2033/34	12 2034/35	13 2035/36	14 2036/37	15 2037/38
Existing Borrowings	Loan #															
Dental Surgery Extensions	74	103	0	0	0	0	0	0	0	0	0	0	0	0	0	0
Country Club - Artificial Surface (SSL)	90	182	111	37	0	0	0	0	0	0	0	0	0	0	0	0
Tuia Lodge - Fire Suppression System	93	1,059	853	645	433	218	0	0	0	0	0	0	0	0	0	0
Total Existing Borrowings		1,344	964	683	433	218	0	0	0	0	0	0	0	0	0	0
Proposed New Borrowings																
VC Mitchell Park	2023/24	0	19,656	18,983	18,280	17,544	16,775	15,971	15,130	14,252	13,333	12,372	11,367	10,317	9,219	8,071
Administration Centre Extensions	2027/28	0	0	0	0	0	15,330	14,805	14,256	13,682	13,083	12,456	11,800	11,114	10,398	9,649
Donnybrook Transfer Station Development	2029/30	0	0	0	0	0	0	0	899	865	830	793	756	717	676	634
Apple Funpark Equipment Renewal	2035/36	0	0	0	0	0	0	0	0	0	0	0	0	0	903	852
		0	19,656	18,983	18,280	17,544	32,105	30,776	30,286	28,799	27,245	25,621	23,923	22,148	21,196	19,206
Total State Guarantee Fee		**1,344**	**20,621**	**19,666**	**18,713**	**17,763**	**32,105**	**30,776**	**30,286**	**28,799**	**27,245**	**25,621**	**23,923**	**22,148**	**21,196**	**19,206**
Less: Self Supporting Loans																
Country Club - Artificial Surface (SSL)		(182)	(111)	(37)	0	0	0	0	0	0	0	0	0	0	0	0
Total SSL		(182)	(111)	(37)	0	0	0	0	0	0	0	0	0	0	0	0
Total Net Repayments		**1,162**	**20,510**	**19,628**	**18,713**	**17,763**	**32,105**	**30,776**	**30,286**	**28,799**	**27,245**	**25,621**	**23,923**	**22,148**	**21,196**	**19,206**
$ Increase (Decrease) from Previous Year			19,348	(881)	(915)	(951)	14,342	(1,329)	(490)	(1,487)	(1,554)	(1,624)	(1,698)	(1,775)	(952)	(1,990)

1 Local Government Act 1995 Delegations

1.1 Council to Committees of Council

1.1.1 Audit and Risk Management Committee

Delegator: *Power / Duty assigned in legislation to:*	Local Government
Express Power to Delegate: *Power that enables a delegation to be made*	*Local Government Act 1995:* s.5.16 Delegation of some powers and duties to certain committees s.7.1B Delegation of some powers and duties to audit committees
Express Power or Duty Delegated:	*Local Government Act 1995*: s.7.12A(2), (3) & (4) Duties of Local Government with respect to audits
Delegate:	**Audit and Risk Management Committee**
Function: *This is a precis only. Delegates must act with full understanding of the legislation and conditions relevant to this delegation.*	1. Authority to meet with the Shire's Auditor at least once every year on behalf of the Council [s.7.12A(2)]. 2. Authority to: i. examine the report of the Auditor and determine matters that require action to be taken by the Shire of Donnybrook Balingup; and ii. ensure that appropriate action is taken in respect of those matters [s.7.12A(3)]. 3. Authority to review and endorse the Shire of Donnybrook Balingup's report on any actions taken in response to an Auditor's report, prior to it being forwarded to the Minister [s.7.12A(4)].
Council Conditions on this Delegation:	a. This delegation is not to be used where a Management Letter or Audit Report raises significant issues and the Local Government's meeting with the Auditor must be directed to the Council. b. Council has discretion to determine any conditions/limitations applicable to the use of delegated powers or duties.
Express Power to Sub-Delegate:	Nil. Sub-delegation is prohibited by s.7.1B.

1.2 Council to CEO

1.2.1 Authorise Persons to Perform Specified Functions under the Local Government Act 1995

Delegator: *Power / Duty assigned in legislation to:*	Local Government
Express Power to Delegate: *Power that enables a delegation to be made*	*Local Government Act 1995:* s.5.42 Delegation of some powers or duties to the CEO s.5.43 Limitations on delegations to the CEO
Express Power or Duty Delegated:	*Local Government Act 1995*: s.3.24 Authorising persons under this Subdivision s.3.31(2) General Procedure for entering property s.3.39(1) Power to remove and impound s.3.40A(1) Abandoned vehicle wreck may be taken s.9.24(1)(c) and (2)(b) Prosecutions, commencing *Local Government (Miscellaneous Provisions) Act 1960* s.449 Pounds, establishing; poundkeepers and rangers, appointing
Delegate:	**Chief Executive Officer**
Function: *This is a precis only. Delegates must act with full understanding of the legislation and conditions relevant to this delegation.*	1. Authority to authorise persons for the purposes of *Part 3, Division 3, Subdivision 2 – Certain provisions about land* - to exercise the Local Government's powers under s.3.25 to 3.27 inclusive, to issue and administer notices requiring certain things to be one by owner or occupier of land *[s.3.24]* 2. Authority to authorise persons to enter onto land, premises or thing, without consent of the owner / occupier, unless the owner / occupier objects *[s.3.31(2)]* 3. Authority to authorise an employee to remove and impound any goods that are involved in a contravention that can lead to impounding *[s.3.39(1)]*. 4. Authority to authorise persons to commence prosecutions for offences under the Local Government Act 1995 and any Local Laws made under the Local Government Act 1995 *[s.9.24(1)(c) and (2)(b)]* ***Note – this function not to be sub-delegated.*** 5. Authority to authorise an employee to remove and impound a vehicle that has been determined as an abandoned vehicle wreck *[s.3.40A(1)]*. 6. Authority to appoint fit and proper persons as poundkeepers or rangers *[Misc.Prov.s.449]*.
Council Conditions on this Delegation:	a. A register of Authorisations is to be maintained as a Local Government Record. b. Only persons who are appropriately qualified and trained may be authorised to perform relevant functions. c. Authorisations are to be provided in writing by issuing a Certificate of Authorisation. d. Function 4. is not to be sub-delegated.

	e. Council to be informed of any legal proceedings instituted.
Express Power to Sub-Delegate:	*Local Government Act 1995:* s.5.44 CEO may delegate some powers and duties to other employees

1.2.2 Performing Functions Outside the District

Delegator: *Power / Duty assigned in legislation to:*	Local Government
Express Power to Delegate: *Power that enables a delegation to be made*	*Local Government Act 1995:* s.5.42 Delegation of some powers or duties to the CEO s.5.43 Limitations on delegations to the CEO
Express Power or Duty Delegated:	*Local Government Act 1995*: s.3.20(1) Performing functions outside district.
Delegate:	**Chief Executive Officer**
Function: *This is a precis only. Delegates must act with full understanding of the legislation and conditions relevant to this delegation.*	1. Determine the circumstances where it is appropriate for the Local Government's functions to be performed outside the District and prior to implementing such a decision, obtain the consent of the landowner/s and occupier/s and any other person that has control or management of the land impacted by the performance of the function [s.3.20(1)].
Council Conditions on this Delegation:	a. A decision to undertake a function outside the District, can only be made under this delegation where there is a relevant allocation within the Annual Budget and the performance of the functions does not negatively impact service levels within the District. Where these conditions are not met the matter must be referred for Council decision.
Express Power to Sub-Delegate:	*Local Government Act 1995:* s.5.44 CEO may delegate some powers and duties to other employees.

1.2.3 Compensation for Damage Incurred when Performing Executive Functions

Delegator: *Power / Duty assigned in legislation to:*	Local Government
Express Power to Delegate: *Power that enables a delegation to be made*	*Local Government Act 1995:* s.5.42 Delegation of some powers or duties to the CEO s.5.43 Limitations on delegations to the CEO
Express Power or Duty Delegated:	*Local Government Act 1995*: s.3.22(1) Compensation s.3.23 Arbitration
Delegate:	**Chief Executive Officer**
Function: *This is a precis only. Delegates must act with full understanding of the legislation and conditions relevant to this delegation.*	1. In accordance with the s.3.22 procedures, assess and determine the extent of damage to private property arising directly from performance of executive functions and make payment of compensation [s.3.22(1)]. 2. Where compensation is unable to be determined and agreed between parties, give effect to arbitration in accordance with s.3.23.
Council Conditions on this Delegation:	a. Delegation is limited to settlements which do not exceed a material value of $5,000.
Express Power to Sub-Delegate:	*Local Government Act 1995*: s.5.44 CEO may delegate some powers and duties to other employees

1.2.4 Powers of Entry

Delegator: *Power / Duty assigned in legislation to:*	Local Government
Express Power to Delegate: *Power that enables a delegation to be made*	*Local Government Act 1995:* s.5.42 Delegation of some powers or duties to the CEO s.5.43 Limitations on delegations to the CEO
Express Power or Duty Delegated:	*Local Government Act 1995*: s.3.28 When this Subdivision applies s.3.32 Notice of entry s.3.33 Entry under warrant s.3.34 Entry in an emergency s.3.36 Opening fences
Delegate:	**Chief Executive Officer**
Function: *This is a precis only. Delegates must act with full understanding of the legislation and conditions relevant to this delegation.*	1. Authority to exercise powers of entry to enter onto land to perform any of the Local Government functions under this Act, other than entry under a Local Law [s.3.28]. 2. Authority to give notice of entry [s.3.32]. 3. Authority to seek and execute an entry under warrant [s.3.33]. 4. Authority to execute entry in an emergency, using such force as is reasonable [s.3.34(1) and (3)]. 5. Authority to give notice and effect entry by opening a fence [s.3.36].
Council Conditions on this Delegation:	a. Delegated authority under s.3.34(1) and (3) may only be used, where there is imminent or substantial risk to public safety or property. b. When exercising authority to authorise persons under s.3.31(2): • A register of Authorisations is to be maintained as a Local Government Record. • Only persons who are appropriately qualified and trained may be appointed as Authorised persons. • Authorisations are to be provided in writing by issuing a Certificate of Authorisation.
Express Power to Sub-Delegate:	• *Local Government Act 1995*: s.5.44 CEO may delegate some powers and duties to other employees

1.2.5 Declare Vehicle is Abandoned Vehicle Wreck

Delegator: *Power / Duty assigned in legislation to:*	Local Government
Express Power to Delegate: *Power that enables a delegation to be made*	*Local Government Act 1995:* s.5.42 Delegation of some powers or duties to the CEO s.5.43 Limitations on delegations to the CEO
Express Power or Duty Delegated:	*Local Government Act 1995*: s.3.40A(4) Abandoned vehicle wreck may be taken
Delegate:	**Chief Executive Officer**
Function: *This is a precis only. Delegates must act with full understanding of the legislation and conditions relevant to this delegation.*	1. Declare that an impounded vehicle is an abandoned vehicle wreck [s.3.40A(4)].
Council Conditions on this Delegation:	a. Disposal of a declared abandoned vehicle wreck to be undertaken in accordance with Delegated Authority 1.2.6 Confiscated or Uncollected Goods or alternatively, referred for Council decision. b. NOTE: declared abandoned vehicle wreck may only be removed and impounded by a person duly authorised under s.3.40A(1). Authority to appoint authorised person for this purpose may be delegated refer Delegated Authority 1.2.1 Authorise Persons to Perform Specified Functions.
Express Power to Sub-Delegate:	*Local Government Act 1995*: s.5.44 CEO may delegate some powers and duties to other employees

1.2.6 Confiscated or Uncollected Goods

Delegator: *Power / Duty assigned in legislation to:*	Local Government
Express Power to Delegate: *Power that enables a delegation to be made*	*Local Government Act 1995:* s.5.42 Delegation of some powers or duties to the CEO s.5.43 Limitations on delegations to the CEO
Express Power or Duty Delegated:	*Local Government Act 1995*: s.3.46 Goods May be withheld until costs paid s.3.47 Confiscated or uncollected goods, disposal of s.3.48 Impounding expenses, recovery of
Delegate:	**Chief Executive Officer**
Function: *This is a precis only. Delegates must act with full understanding of the legislation and conditions relevant to this delegation.*	1. Authority to refuse to allow goods impounded under s.3.39 or 3.40A to be collected until the costs of removing, impounding and keeping them have been paid to the local government [s.3.46]. 2. Authority to sell or otherwise dispose of confiscated or uncollected goods or vehicles that have been ordered to be confiscated under s.3.43 [s.3.47]. 3. Authority to recover expenses incurred for removing, impounding, and disposing of confiscated or uncollected goods [s.3.48].
Council Conditions on this Delegation:	a. Disposal of confiscated or uncollected goods, including abandoned vehicles, with a market value less than $20,000 may, in accordance with Functions and General Regulation 30, be disposed of by any means considered to provide best value, provided the process is transparent and accountable. b. NOTE – declared abandoned vehicle wreck may only be removed and impounded by a person duly authorised under s.3.40A(1). Authority to appoint authorised person for this purpose may be delegated - refer Delegated Authority 1.2.1 Authorise Persons to Perform Specified Functions.
Express Power to Sub-Delegate:	*Local Government Act 1995*: s.5.44 CEO may delegate some powers and duties to other employees

1.2.7 Disposal of Sick or Injured Animals

Delegator: *Power / Duty assigned in legislation to:*	Local Government
Express Power to Delegate: *Power that enables a delegation to be made*	Local Government Act 1995: s.5.42 Delegation of some powers or duties to the CEO s.5.43 Limitations on delegations to the CEO
Express Power or Duty Delegated:	*Local Government Act 1995*: s.3.47A Sick or injured animals, disposal of s.3.48 Impounding expenses, recovery of
Delegate:	**Chief Executive Officer**
Function: *This is a precis only. Delegates must act with full understanding of the legislation and conditions relevant to this delegation.*	1. Authority to determine when an impounded animal is ill or injured, that treating it is not practicable, and to humanely destroy the animal and dispose of the carcass [s.3.47A(1)]. 2. Authority to recover expenses incurred for removing, impounding, and disposing of confiscated or uncollected goods [s.3.48].
Council Conditions on this Delegation:	a. Delegation only to be used where the Delegate's reasonable efforts to identify and contact an owner have failed.
Express Power to Sub-Delegate:	*Local Government Act 1995:* s.5.44 CEO may delegate some powers and duties to other employees

1.2.8 Close Thoroughfares to Vehicles

Delegator: *Power / Duty assigned in legislation to:*	Local Government
Express Power to Delegate: *Power that enables a delegation to be made*	*Local Government Act 1995:* s.5.42 Delegation of some powers or duties to the CEO s.5.43 Limitations on delegations to the CEO
Express Power or Duty Delegated:	*Local Government Act 1995*: s.3.50 Closing certain thoroughfares to vehicles s.3.50A Partial closure of thoroughfare for repairs or maintenance s.3.51 Affected owners to be notified of certain proposals
Delegate:	**Chief Executive Officer**
Function: *This is a precis only. Delegates must act with full understanding of the legislation and conditions relevant to this delegation.*	1. Authority to close a thoroughfare (wholly or partially) to vehicles or particular classes of vehicles for a period not exceeding 4-weeks [s.3.50(1)]. 2. Authority to determine to close a thoroughfare for a period exceeding 4-weeks and before doing so, to: • give; public notice, written notice to the Commissioner of Main Roads and written notice to prescribed persons and persons that own prescribed land; and • consider submissions relevant to the road closure/s proposed [s.3.50(1a), (2) and (4)]. 3. Authority to revoke an order to close a thoroughfare [s.3.50(6)]. 4. Authority to partially and temporarily close a thoroughfare without public notice for repairs or maintenance, where it is unlikely to have significant adverse effect on users of the thoroughfare [s.3.50A]. 5. Before doing anything to which section 3.51 applies, take action to notify affected owners and give public notice that allows reasonable time for submissions to be made and consider any submissions made before determining to fix or alter the level or alignment of a thoroughfare or draining water from a thoroughfare to private land [s3.51].
Council Conditions on this Delegation:	a. If, under s.3.50(1), a thoroughfare is closed without giving local public notice, local public notice is to be given as soon as practicable after the thoroughfare is closed [s.3.50(8)]. b. Maintain access to adjoining land [s.3.52(3)].
Express Power to Sub-Delegate:	*Local Government Act 1995:* s.5.44 CEO may delegate some powers and duties to other employees

1.2.9 Control Reserves and Certain Unvested Facilities

Delegator: *Power / Duty assigned in legislation to:*	Local Government
Express Power to Delegate: *Power that enables a delegation to be made*	*Local Government Act 1995:* s.5.42 Delegation of some powers or duties to the CEO s.5.43 Limitations on delegations to the CEO
Express Power or Duty Delegated:	*Local Government Act 1995*: s.3.53(3) Control of certain unvested facilities s.3.54(1) Reserves under control of local government
Delegate:	**Chief Executive Officer**
Function: *This is a precis only. Delegates must act with full understanding of the legislation and conditions relevant to this delegation.*	1. Authority to agree the method for control and management of an unvested facility which is partially within 2 or more local government districts. [s.3.53(3)]. 2. Authority to do anything for the purpose of controlling and managing land under the control and management of the Shire of Donnybrook Balingup that the Shire of Donnybrook Balingup could do under s.5 of the *Parks and Reserves Act 1895*. [s.3.54(1)].
Council Conditions on this Delegation:	a. Limited to matters where the financial implications do not exceed a relevant and current budget allocation, and which do not create a financial liability in future budgets.
Express Power to Sub-Delegate:	*Local Government Act 1995:* s.5.44 CEO may delegate some powers and duties to other employees

1.2.10 Obstruction of Footpaths and Thoroughfares

Delegator: *Power / Duty assigned in legislation to:*	Local Government
Express Power to Delegate: *Power that enables a delegation to be made*	*Local Government Act 1995:* s.5.42 Delegation of some powers or duties to the CEO s.5.43 Limitations on delegations to the CEO
Express Power or Duty Delegated:	*Local Government (Uniform Local Provisions) Regulations 1996*: r.5(2) Interfering with, or taking from, local government land r.6 Obstruction of public thoroughfare by things placed and left - Sch. 9.1 cl. 3(1)(a) r.7A Obstruction of public thoroughfare by fallen things – Sch.9.1 cl.3(1)(b) r.7 Encroaching on public thoroughfare – Sch.9.1. cl.3(2)
Delegate:	**Chief Executive Officer**
Function: *This is a precis only. Delegates must act with full understanding of the legislation and conditions relevant to this delegation.*	1. Authority to determine, by written notice served on a person who is carrying out plastering, painting or decorating operations (the work) over or near a footpath on land that is local government property, to require the person to cover the footpath during the period specified in the notice so as to: a. prevent damage to the footpath; or b. prevent inconvenience to the public or danger from falling materials [ULP r.5(2)]. 2. Authority to provide permission including imposing appropriate conditions or to refuse to provide permission, for a person to place on a specified part of a public thoroughfare one or more specified things that may obstruct the public thoroughfare. [ULP r.6(2) and (4)]. 3. Authority to renew permission to obstruct a thoroughfare and to vary any condition imposed on the permission effective at the time written notice is given to the person to whom permission is granted [ULP r.6(6)]. 4. Authority to require an owner or occupier of land to remove any thing that has fallen from the land or from anything on the land, which is obstructing a public thoroughfare [ULP r.7A]. 5. Authority to require an owner occupier of land to remove any part of a structure, tree or plant that is encroaching, without lawful authority on a public thoroughfare [ULP r.7].
Council Conditions on this Delegation:	a. Actions under this Delegation must comply with procedural requirements detailed in *the* Local Government (Uniform Local Provisions) Regulations 1996. b. Permission may only be granted where, the proponent has: i. Where appropriate, obtained written permission from each owner of adjoining or adjacent property which may be impacted by the proposed obstruction. ii. Provided a bond, sufficient to the value of works that may be required if the proponent does not satisfactorily

	make good public assets damaged by the obstruction at the completion of works. iii. Provided evidence of sufficient Public Liability Insurance. iv. Provided pedestrian and traffic management plans which are sufficient for the protection of public safety and amenity.
Express Power to Sub-Delegate:	*Local Government Act 1995:* s.5.44 CEO may delegate some powers and duties to other employees

1.2.11 Gates Across Public Thoroughfares

Delegator: *Power / Duty assigned in legislation to:*	Local Government
Express Power to Delegate: *Power that enables a delegation to be made*	*Local Government Act 1995:* s.5.42 Delegation of some powers or duties to the CEO s.5.43 Limitations on delegations to the CEO
Express Power or Duty Delegated:	*Local Government (Uniform Local Provisions) Regulations 1996*: r.9 Permission to have gate across public thoroughfare – Sch.9.1 cl.5(1)
Delegate:	**Chief Executive Officer**
Function: *This is a precis only. Delegates must act with full understanding of the legislation and conditions relevant to this delegation.*	1. Authority to provide, or refuse to provide, permission to have a gate or other device across a local government thoroughfare that permits the passage of vehicle traffic and prevents livestock straying [ULP r.9(1)]. 2. Authority to require an applicant to publish a notice of the application in a manner thought fit for the purpose of informing persons who may be affected by the proposed gate or device [r.9(2)]. 3. Authority to impose conditions on granting permission [ULP r.9(4)]. 4. Authority to renew permission, or at any other time vary any condition, effective upon written notice to the person to whom permission was granted [ULP r.9(5)]. 5. Authority to cancel permission by written notice, and request the person to whom permission was granted to remove the gate or device within a specified time [ULP r.9(6)].
Council Conditions on this Delegation:	a. Actions under this Delegation must comply with procedural requirements detailed in the *Local Government (Uniform Local Provisions) Regulations 1996*. b. Each approval provided must be recorded in the Shire of Donnybrook Balingup's statutory Register of Gates in accordance with Uniform Local Provisions Regulation 8.
Express Power to Sub-Delegate:	*Local Government Act 1995:* s.5.44 CEO may delegate some powers and duties to other employees

1.2.12 Public Thoroughfare – Dangerous Excavations

Delegator: *Power / Duty assigned in legislation to:*	Local Government
Express Power to Delegate: *Power that enables a delegation to be made*	*Local Government Act 1995:* s.5.42 Delegation of some powers or duties to the CEO s.5.43 Limitations on delegations to the CEO
Express Power or Duty Delegated:	*Local Government (Uniform Local Provisions) Regulations 1996*: r.11(1), (4), (6) & (8) Dangerous excavation in or near public thoroughfare – Sch.9.1 cl.6
Delegate:	**Chief Executive Officer**
Function: *This is a precis only. Delegates must act with full understanding of the legislation and conditions relevant to this delegation.*	1. Authority to determine if an excavation in or on land adjoining a public thoroughfare is dangerous and take action to fill it in or fence it or request the owner / occupier in writing to fill in or securely fence the excavation [ULP r.11(1)]. 2. Authority to determine to give permission or refuse to give permission to make or make and leave an excavation in a public thoroughfare or land adjoining a public thoroughfare [ULP r.11(4)]. 3. Authority to impose conditions on granting permission [ULP r.11(6)]. 4. Authority to renew a permission granted or vary at any time, any condition imposed on a permission granted [ULP r.11(8)].
Council Conditions on this Delegation:	a. Actions under this Delegation must comply with procedural requirements detailed in the *Local Government (Uniform Local Provisions) Regulations 1996*. b. Permission may only be granted where, the proponent has: i. Where appropriate, obtained written permission from or entered into a legal agreement with, each owner of adjoining or adjacent property which may be impacted by the proposed works. ii. Provided a bond, sufficient to the value of works that may be required if the proponent does not satisfactorily make good the public assets at the completion of works. iii. Provided evidence of sufficient Public Liability Insurance. iv. Provided pedestrian and traffic management plans which are sufficient for the protection of public safety and amenity.
Express Power to Sub-Delegate:	*Local Government Act 1995:* s.5.44 CEO may delegate some powers and duties to other employees

1.2.13 Crossing – Construction, Repair and Removal

Delegator: *Power / Duty assigned in legislation to:*	Local Government
Express Power to Delegate: *Power that enables a delegation to be made*	*Local Government Act 1995*: s.5.42 Delegation of some powers or duties to the CEO s.5.43 Limitations on delegations to the CEO
Express Power or Duty Delegated:	*Local Government (Uniform Local Provisions) Regulations 1996*: r.12(1) Crossing from public thoroughfare to private land or private thoroughfare – Sch.9.1 cl.7(2) r.13(1) Requirement to construct or repair crossing – Sch.9.1 cl.7(3)
Delegate:	**Chief Executive Officer**
Function: *This is a precis only. Delegates must act with full understanding of the legislation and conditions relevant to this delegation.*	1. Authority to approve or refuse to approve, applications for the construction of a crossing giving access from a public thoroughfare to land or private thoroughfare serving land [ULP r,12(1)]. 2. Authority to determine the specifications for construction of crossings to the satisfaction of the Local Government [ULP r.12(1)(a)]. 3. Authority to give notice to an owner or occupier of land requiring the person to construct or repair a crossing [ULP r.13(1)]. 4. Authority to initiate works to construct a crossing where the person fails to comply with a notice requiring them to construct or repair the crossing and recover 50% of the cost of doing so as a debt due from the person [ULP r.13(2)].
Council Conditions on this Delegation:	a. Actions under this Delegation must comply with procedural requirements detailed in the *Local Government (Uniform Local Provisions) Regulations 1996*. b. To be assessed in accordance with the Shire's Construction of Crossover requirements.
Express Power to Sub-Delegate:	*Local Government Act 1995:* s.5.44 CEO may delegate some powers and duties to other employees

1.2.14 Private Works on, over or under Public Places

Delegator: *Power / Duty assigned in legislation to:*	Local Government
Express Power to Delegate: *Power that enables a delegation to be made*	*Local Government Act 1995:* s.5.42 Delegation of some powers or duties to the CEO s.5.43 Limitations on delegations to the CEO
Express Power or Duty Delegated:	*Local Government Act 1995*: r.17 Private works on, over, or under public places – Sch.9.1 cl.8
Delegate:	**Chief Executive Officer**
Function: *This is a precis only. Delegates must act with full understanding of the legislation and conditions relevant to this delegation.*	1. Authority to grant permission or refuse permission to construct a specified thing on, over, or under a specified public thoroughfare or public place that is local government property [ULP r.17(3)]. 2. Authority to impose conditions on permission including those prescribed in r.17(5) and (6) [ULP r.17(5)].
Council Conditions on this Delegation:	a. Actions under this Delegation must comply with procedural requirements detailed in the *Local Government (Uniform Local Provisions) Regulations 1996*. b. Permission may only be granted where, the proponent has: i. Where appropriate, obtained written permission from or entered into a legal agreement with, each owner of adjoining or adjacent property which may be impacted by the proposed private works. ii. Provided a bond, sufficient to the value of works that may be required if the proponent does not satisfactorily make good the public place at the completion of works. iii. Provided evidence of sufficient Public Liability Insurance. iv. Provided pedestrian and traffic management plans which are sufficient for the protection of public safety and amenity.
Express Power to Sub-Delegate:	*Local Government Act 1995:* s.5.44 CEO may delegate some powers and duties to other employees

1.2.15 Tenders for Goods and Services – Call Tenders

Delegator: *Power / Duty assigned in legislation to:*	Local Government
Express Power to Delegate: *Power that enables a delegation to be made*	*Local Government Act 1995:* s.5.42 Delegation of some powers or duties to the CEO s.5.43 Limitations on delegations to the CEO
Express Power or Duty Delegated:	*Local Government Act 1995*: s.3.57 Tenders for providing goods or services *Local Government (Functions and General) Regulations 1996:* r.11(1), (2) When tenders have to be publicly invited r.13 Requirements when local government invites tenders though not required to do so r.14 Publicly inviting tenders, requirements for
Delegate:	**Chief Executive Officer**
Function: *This is a precis only. Delegates must act with full understanding of the legislation and conditions relevant to this delegation.*	1. Authority to call tenders [F&G r.11(1)]. 2. Authority to invite tenders although not required to do so [F&G r.13]. 3. Authority to determine in writing, before tenders are called, the criteria for acceptance of tenders [F&G r.14(2a)]. 4. Authority to determine the information that is to be disclosed to those interested in submitting a tender [F&G r.14(4)(a)]. 5. Authority to vary tender information after public notice of invitation to tender and before the close of tenders, taking reasonable steps to ensure each person who has sought copies of the tender information is provided notice of the variation [F&G r.14(5)].
Council Conditions on this Delegation:	Tenders may only be called where there is an adopted budget for the proposed goods or services, with the exception being in the period immediately prior to the adoption of a new Annual Budget where: • the proposed goods or services are required to fulfil a routine contract related to the day-to-day operations of the Local Government; or • a current supply contract expiry is imminent; and • the value of the proposed new contract has been included in the draft Annual Budget proposed for adoption, and • the tender specification includes a provision that the tender will only be awarded subject to the budget adoption by the Council.
Express Power to Sub-Delegate:	*Local Government Act 1995:* s.5.44 CEO may delegate some powers and duties to other employees

1.2.16 Tenders for Goods and Services – Accepting and Rejecting Tenders; Varying Contracts; Exercising Contract Extension Options

Delegator: *Power / Duty assigned in legislation to:*	Local Government
Express Power to Delegate: *Power that enables a delegation to be made*	*Local Government Act 1995:* s.5.42 Delegation of some powers or duties to the CEO s.5.43 Limitations on delegations to the CEO
Express Power or Duty Delegated:	*Local Government Act 1995*: s.3.57 Tenders for providing goods or services *Local Government (Functions and General) Regulations 1996:* r.11(2)(j) Exercising contract extension options r.18(2), (4), (4a), (5), (6) and (7) Rejecting and accepting tenders r.20(1), (2), (3) Variation of requirements before entry into contract r.21A Varying a contract for the supply of goods or services
Delegate:	**Chief Executive Officer**
Function: *This is a precis only. Delegates must act with full understanding of the legislation and conditions relevant to this delegation.*	1. Authority to determine whether or not to reject tenders that do not comply with requirements as specified in the invitation to tender [F&G.r.18(2)]. 2. Authority to seek clarification from tenderers in relation to information contained in their tender submission [F&G r.18(4a)]. 3. Authority to assess, by written evaluation, tenders that have not been rejected, to determine: i. The extent to which each tender satisfies the criteria for deciding which tender to accept; and ii. To accept the tender that is most advantageous within the $250,000 detailed as a condition on this Delegation [F&G r.18(4)]. 4. Authority to decline to accept any tender [F&G r.18(5)]. 5. Authority to accept the next most advantageous tender if, within 6-months of accepting a tender, a contract has not been entered into OR the local government and the successful tenderer agree to terminate the contract [F&G r.18(6) & (7)]. 6. Authority to determine whether variations in goods and services required are minor variations, and to negotiate with the successful tenderer to make minor variations before entering into a contract [F&G r.20(1) and (3)]. 7. Authority to choose the next most advantageous tender to accept, if the chosen tenderer is unable or unwilling to form a contract to supply the varied requirement OR the minor variation cannot be agreed with the successful tenderer, so that the tenderer ceases to be the chosen tenderer [F&G r.20(2)]. 8. Authority to vary a tendered contract, after it has been entered into, provided the variation/s are necessary for the goods and services to be supplied, and do not change the

	scope of the original contract or increase the contract value to a maximum of $10,000 whichever is the lesser value [F&G r.21A(a)]. 9. Authority to exercise a contract extension option that was included in the original tender specification and contract in accordance with r.11(2)(j).
Council Conditions on this Delegation:	a. Exercise of authority under F&G.r.18(2) requires consideration of whether or not the requirements as specified in the invitation to tender have been expressed as mandatory and if so, discretion may not be capable of being exercised – consider process contract implications. b. In accordance with s.5.43(b), tenders may only be accepted under this delegation, where: i. The total consideration under the resulting contract is $250,000 or less; ii. The expense is included in the adopted Annual Budget; and iii. The tenderer has complied with requirements under F&G r.18(2) and (4). c. A decision to vary a tendered contract before entry into the contract *[F&G r.20(1) and (3)]* must include evidence that the variation is minor in comparison to the total goods or services that tenderers where invited to supply. d. A decision to renew or extend the contract must only occur where the original contract contained the option to renew or extend its term as per r.11(2)(j) **and** that the contractor's performance has been reviewed and the review evidences the rationale for entering into the extended term.
Express Power to Sub-Delegate:	*Local Government Act 1995:* s.5.44 CEO may delegate some powers and duties to other employees

1.2.17 Tenders for Goods and Services - Exempt Procurement

Delegator: *Power / Duty assigned in legislation to:*	Local Government
Express Power to Delegate: *Power that enables a delegation to be made*	*Local Government Act 1995:* s.5.42 Delegation of some powers or duties to the CEO s.5.43 Limitations on delegations to the CEO
Express Power or Duty Delegated:	*Local Government Act 1995*: s.3.57 Tenders for providing goods or services *Local Government (Functions and General) Regulations 1996:* r.11(2) When tenders have to be publicly invited (*exemptions*)
Delegate:	**Chief Executive Officer**
Function: *This is a precis only. Delegates must act with full understanding of the legislation and conditions relevant to this delegation.*	1. Authority to undertake tender exempt procurement, in accordance with the Purchasing Policy requirements, where the total consideration under the resulting contract is expected to be included in the adopted Annual Budget [F&G.r.11(2)]. 2. Authority to, because of the unique nature of the goods or services or for any other reason it is unlikely that there is more than one supplier, determine to contract directly with a suitable supplier [F&G r.11(2)(f)].
Council Conditions on this Delegation:	a. Tender exempt procurement under F&G.r.11(2) may only be approved where the total consideration under the resulting contract is expected to be less than the maximum amounts specified for the following categories:

Category	Maximum Value for individual contracts
WALGA Preferred Supplier Program *[F&G.r.11(2)(b)]*	$250,000
Goods or services obtained through the Government of the State or Commonwealth or any of its agencies, or by a local government or regional local government *[F&G.r.11(2)(e)]*	$250,000
Goods or services that are determined to be unique so that it is unlikely that there is more than one supplier in accordance with delegation condition (b.) specified below *[F&G.r.11 (2)(f)]*	$100,000 with CEO approval as per the Council Policy
Supply of petrol, oil or any other liquid or gas used for internal combustion engines *[F&G.r.11(2)(g)]*	$250,000
Goods or services supplied by a person registered on the Aboriginal Business Directory WA	$250,000 or less* **as specified in F&G.r.11(2)(h)(ii)*

	<table><tr><td>OR Indigenous Minority Supplier Office Limited (T/as Supply Nation) AND where satisfied that the contract represents value for money. *[F&G.r.11(2)(h)]*</td><td></td></tr><tr><td>Goods or services supplied by an Australian Disability Enterprise *[F&G.r.11(2)(i)]*</td><td>$250,000</td></tr></table> b. Tender exempt procurement under F&G r.11(2)(f) may only be approved where a record is retained that evidences: i. A detailed specification; ii. The outcomes of market testing of the specification; iii. The reasons why market testing has not met the requirements of the specification; iv. Rationale for why the supply is unique and cannot be sourced through other suppliers; and v. The expense is included in the adopted Annual Budget. c. Where the total consideration of a Tender Exempt procurement contract exceeds the amounts delegated above, the decision is to be referred to Council.
Express Power to Sub-Delegate:	*Local Government Act 1995:* s.5.44 CEO may delegate some powers and duties to other employees

1.2.18 Expressions of Interest for Goods and Services

Delegator: *Power / Duty assigned in legislation to:*	Local Government
Express Power to Delegate: *Power that enables a delegation to be made*	*Local Government Act 1995:* s.5.42 Delegation of some powers or duties to the CEO s.5.43 Limitations on delegations to the CEO
Express Power or Duty Delegated:	*Local Government Act 1995*: s.3.57 Tenders for providing goods or services *Local Government (Functions and General) Regulations 1996:* r.21 Limiting who can tender, procedure for r.23 Rejecting and accepting expressions of interest to be acceptable tenderer
Delegate:	**Chief Executive Officer**
Function: *This is a precis only. Delegates must act with full understanding of the legislation and conditions relevant to this delegation.*	1. Authority to determine when to seek Expressions of Interest and to invite Expressions of Interest for the supply of goods or services [F&G r.21]. 2. Authority to consider Expressions of Interest which have not been rejected and determine those which are capable of satisfactorily providing the goods or services, for listing as acceptable tenderers [F&G r.23].
Council Conditions on this Delegation:	Nil
Express Power to Sub-Delegate:	*Local Government Act 1995:* s.5.44 CEO may delegate some powers and duties to other employees

1.2.19 Panels of Pre-Qualified Suppliers for Goods and Services

Delegator: *Power / Duty assigned in legislation to:*	Local Government
Express Power to Delegate: *Power that enables a delegation to be made*	*Local Government Act 1995:* s.5.42 Delegation of some powers or duties to the CEO s.5.43 Limitations on delegations to the CEO
Express Power or Duty Delegated:	*Local Government (Functions and General) Regulation 1996*: r.24AB Local government may establish panels of pre-qualified suppliers r.24AC(1)(b) Requirements before establishing panels of pre-qualified suppliers r.24AD(3) & (6) Requirements when inviting persons to apply to join panel of pre-qualified suppliers r.24AH(2), (3), (4) and (5) Rejecting and accepting applications to join panel of pre-qualified suppliers
Delegate:	**Chief Executive Officer**
Function: *This is a precis only. Delegates must act with full understanding of the legislation and conditions relevant to this delegation.*	1. Authority to determine that there is a continuing need for the goods or services proposed to be provided by a panel of pre-qualified suppliers [F&G r.24AC(1)(b)]. 2. Authority to, before inviting submissions, determine the written criteria for deciding which application should be for inclusion in a panel of pre-qualified suppliers should be accepted [F&G r.24AD(3)]. 3. Authority to vary panel of pre-qualified supplier information after public notice inviting submissions has been given, taking reasonable steps to each person who has enquired or submitted an application is provided notice of the variation [F&G r.24AD(6)]. 4. Authority to reject an application without considering its merits, where it was submitted at a place and within the time specified, but fails to comply with any other requirement specified in the invitation [F&G r.24AH(2)]. 5. Authority to assess applications, by written evaluation of the extent to which the submission satisfies the criteria for deciding which applicants to accept, and decide which applications to accept as most advantageous [F&G r.24AH(3)]. 6. Authority to request clarification of information provided in a submission by an applicant [F&G r.24AH(4)]. 7. Authority to decline to accept any application [F&G r.24AH(5). 8. Authority to enter into contract, or contracts, for the supply of goods or services with a pre-qualified supplier, as part of a panel of pre-qualified suppliers for those particular goods or services [F&G r.24AJ(1)].
Council Conditions on this Delegation:	a. In accordance with the Shire's Regional Price Preference and Purchasing policies.

Express Power to Sub-Delegate:	*Local Government Act 1995:* s.5.44 CEO may delegate some powers and duties to other employees

1.2.20 Application of Regional Price Preference Policy

Delegator: *Power / Duty assigned in legislation to:*	Local Government
Express Power to Delegate: *Power that enables a delegation to be made*	*Local Government Act 1995:* s.5.42 Delegation of some powers or duties to the CEO s.5.43 Limitations on delegations to the CEO
Express Power or Duty Delegated:	*Local Government (Functions and General) Regulations 1996* r.24G Adopted regional price preference policy, effect of
Delegate:	**Chief Executive Officer**
Function: *This is a precis only. Delegates must act with full understanding of the legislation and conditions relevant to this delegation.*	1. Authority to decide when not to apply the regional price preference policy to a particular future tender [F&G r.24G].
Council Conditions on this Delegation:	In accordance with the Council's Purchasing Policy.
Express Power to Sub-Delegate:	*Local Government Act 1995:* s.5.44 CEO may delegate some powers and duties to other employees

1.2.21 Disposing of Property

Delegator: *Power / Duty assigned in legislation to:*	Local Government
Express Power to Delegate: *Power that enables a delegation to be made*	*Local Government Act 1995:* s.5.42 Delegation of some powers or duties to the CEO s.5.43 Limitations on delegations to the CEO
Express Power or Duty Delegated:	*Local Government Act 1995*: s.3.58(2) & (3) Disposing of Property *Local Government (Functions and General) Regulations 1996:* R.30 Dispositions of property excluded from Act s.3.58
Delegate:	**Chief Executive Officer**
Function: *This is a precis only. Delegates must act with full understanding of the legislation and conditions relevant to this delegation.*	1. Authority to dispose of property to: (a) to the highest bidder at public auction [s.3.58(2)(a)]. (b) to the person who at public tender called by the local government makes what is considered by the delegate to be, the most acceptable tender, whether or not it is the highest tenders [s.3.58(2)(b)] 2. Authority to dispose of property by private treaty only in accordance with section 3.58(3) and prior to the disposal, to consider any submissions received following the giving of public notice [s.3.58(3)]. 3. Authority to dispose of property, that is prescribed as exempt from the provisions of s.3.58: (a) disposal of land to an adjoining owner, where the market value is less than $5000 and the delegate has determined that the land would not be of benefit to anyone other than the adjoining owner. [F&G.r.30(2)(a)] (b) disposal of land, by lease, to an employee of the local government for use as the employee's residence [F&G.r.30(2)(d)]. (c) disposal of land, by lease, for a period of less than 2 years during all or any of which time the lease does not give the lessee the exclusive use of the land. [F&G..r.30(20(e)] (d) disposal of land, by lease, of a residential property to a person for residential purposes [F&G.r.30(2)(f)]. (e) disposal of property (other than land / buildings), where the property is disposed within 6 months after it has been unsuccessfully put out to auction, public tender or private treaty via State-wide public notice [F&G.r.(2A) (f) disposal of property, other than land / buildings, where the market value is determined as less than $20,000. [F&G r.30(3)(a)]

	(g) disposal of property, other than land / buildings, where the entire consideration received for the disposal is used to purchase other property AND the total value of the other property is not more, or worth more, than $75,000. [F&G.r.30(3)(b)].
Council Conditions on this Delegation:	a. In accordance with Council policies. b. Disposal of land or building assets is limited to matters specified in the Annual Budget and in any other case, a Council resolution is required. c. In accordance with s.5.43, disposal of property, for any single project or where not part of a project but part of a single transaction, is limited to a maximum value of $10,000 (excluding GST) or less. d. When determining the method of disposal: • Where a public auction is determined as the method of disposal: i. Reserve price has been set by independent valuation. ii. Where the reserve price is not achieved at auction, negotiation may be undertaken to achieve the sale at up to a -10% variation on the set reserve price. • Where a public tender is determined as the method of disposal and the tender does not achieve a reasonable price for the disposal of the property, then the CEO is to determine if better value could be achieved through another disposal method and if so, must determine not to accept any tender and use an alternative disposal method. • Where a private treaty is determined [s.3.58(3)] as the method of disposal, authority to: i. Negotiate the sale of the property up to a -10% variance on the valuation; and ii. Consider any public submissions received and determine if to proceed with the disposal, ensuring that the reasons for such a decision are recorded. e. A disposal under Functions and General Regulations 30(2)(a),(f), (2A) or (3)(a),(b), the disposal method selected must obtain a best value outcome for the Local Government. f. Where the market value of the property is determined as being less than $20,000 (F&G r.30(3) excluded disposal) may be undertaken: • Without reference to Council for resolution; and • In any case, be undertaken to ensure that the best value return is achieved however, where the property is determined as having a nil market value, then the disposal must ensure environmentally responsible disposal. g. The Chief Executive Officer is authorised to affect the renewal of leases and agreements, service level

	agreements or written arrangements in place between Council and third parties, where; • There is no significant change proposed to the terms and conditions of the lease/agreement; and • The lease/agreement must include provisions for further renewal within the document. h. Items with a value of $1,000 (excluding GST) or less can be sold without calling for expressions of interest or advertising. i. Any disposals under this delegation are to be reported to Council quarterly.
Express Power to Sub-Delegate:	*Local Government Act 1995:* s.5.44 CEO may delegate some powers and duties to other employees

1.2.22 Acquisition of Interest in Land by Lease or other Short-Term Instrument

Delegator: *Power / Duty assigned in legislation to:*	Local Government
Express Power to Delegate: *Power that enables a delegation to be made*	*Local Government Act 1995:* s.5.42 Delegation of some powers or duties to the CEO s.5.43 Limitations on delegations to the CEO
Express Power or Duty Delegated:	*Local Government Act 1995*: s.3.59 Commercial enterprises by local governments *Local Government (Functions and General) Regulations 1996:* r.8A Amount prescribed for major land transactions; exempt land transactions prescribed r.8 Exempt land transactions prescribed
Delegate:	**Chief Executive Officer**
Function: *This is a precis only. Delegates must act with full understanding of the legislation and conditions relevant to this delegation.*	1. Authority to acquire an interest in land (includes buildings), by lease or other short-term instrument ONLY, where the total value of the consideration and anything done by the Shire of Donnybrook Balingup is less than the threshold amount for a major land transaction [s.3.59(1), r.8A(1)]. 2. Authority to acquire an interest in land by lease or other short-term instrument ONLY through an exempt land transaction [s.3.59(1), r.8(1)]: a. without intending to produce a profit to the Local Government; and b. without intending that another person will be sold, or given joint or exclusive use of, all or any of the land involved in the transaction.
Council Conditions on this Delegation:	a. Delegation excludes authority to purchase in fee simple land or buildings and is therefore limited to leases, rental or other short term acquisition instruments that do not commit the Local Government for a period greater than two (2) years. b. Delegation is limited to acquisitions that are necessary to achieve an objective determined by Council resolution, including objectives identified in the adopted Corporate Business Plan, a Policy or Strategy and for which an associated budget allocation has been included, and is available, in the Annual Budget. NOTE - Examples of acquisitions necessary to achieve an approved objective may include; hire a venue for a community event or short-term lease of storage space for equipment while a refurbishment is completed. c. Where the acquisition total consideration value is greater than $50,000, the value is to be verified by at least one written valuation obtained from a suitably licensed valuer not more than 3-months prior to the execution of the associated acquisition contract.

	d. In accordance with s.5.43, this delegation is limited to acquisitions that have a total consideration value of $100,000 or less. e. Documents that give effect to an acquisition under this delegation, must be executed by a person duly authorised under s.9.49A.
Express Power to Sub-Delegate:	*Local Government Act 1995:* s.5.44 CEO may delegate some powers and duties to other employees

1.2.23 Payments from the Municipal or Trust Funds

Delegator: *Power / Duty assigned in legislation to:*	Local Government
Express Power to Delegate: *Power that enables a delegation to be made*	*Local Government Act 1995:* s.5.42 Delegation of some powers or duties to the CEO s.5.43 Limitations on delegations to the CEO
Express Power or Duty Delegated:	*Local Government (Financial Management) Regulations1996*: r.12(1)(a) Payments from municipal fund or trust fund, restrictions on making
Delegate:	**Chief Executive Officer**
Function: *This is a precis only. Delegates must act with full understanding of the legislation and conditions relevant to this delegation.*	1. Authority to make payments from the municipal or trust funds [r.12(1)(a)].
Council Conditions on this Delegation:	a. To take into consideration allocations in the budget. b. Annual Operational procedural reviews.
Express Power to Sub-Delegate:	*Local Government Act 1995:* s.5.44 CEO may delegate some powers and duties to other employees

1.2.24 Defer, Grant Discounts, Waive or Write Off Debts

Delegator: *Power / Duty assigned in legislation to:*	Local Government
Express Power to Delegate: *Power that enables a delegation to be made*	*Local Government Act 1995:* s.5.42 Delegation of some powers or duties to the CEO s.5.43 Limitations on delegations to the CEO
Express Power or Duty Delegated:	*Local Government Act 1995*: s.6.12 Power to defer, grant discounts, waive or write off debts s.6.12 (3) Granting a concession under subsection (1)(b)
Delegate:	**Chief Executive Officer**
Function: *This is a precis only. Delegates must act with full understanding of the legislation and conditions relevant to this delegation.*	1. Waive a debt which is owed to the Shire of Donnybrook Balingup [s.6.12(1)(b)]. 2. Grant a concession in relation to money which is owed to the Shire of Donnybrook Balingup [s.6.12(1)(b)]. 3. Write off an amount of money which is owed to the Shire of Donnybrook Balingup [s.6.12(1)(c)].
Council Conditions on this Delegation:	*This delegation is subjection to section 6.12(2) of the Local Government Act 1995, which specifies that a local government* ***cannot grant a waiver or concession for a rate or service charge****.* a. This delegation is to be used in accordance with all Council policies. b. Any waiver of a debt or granting of a concession shall only be up to $1,000 and shall be considered solely on its merits [s.6.12(1)(b)]. c. Concessions can be granted on adopted scheduled fees and charges for the Donnybrook Recreation Centre for the purposes of promotional activities, for up to 10% of a scheduled fee and charge. Individual promotions must not exceed 31 days. d. A debt may only be written off where all necessary measures have been taken to locate / contact the debtor and where costs associated with continued action to recover the debt will outweigh the net value of the debt if recovered by the Shire of Donnybrook Balingup. e. Write off individual debts valued below $1,000 ex. GST. Debts greater than $1,000 ex. GST must be referred for Council decision. f. A list of all deferments, concessions, granted discounts, waivers or write-off of debts executed under this delegation are to be presented to Council monthly.
Express Power to Sub-Delegate:	*Local Government Act 1995:* s.5.44 CEO may delegate some powers and duties to other employees

1.2.25 Power to Invest and Manage Investments

Delegator: *Power / Duty assigned in legislation to:*	Local Government
Express Power to Delegate: *Power that enables a delegation to be made*	*Local Government Act 1995:* s.5.42 Delegation of some powers or duties to the CEO s.5.43 Limitations on delegations to the CEO
Express Power or Duty Delegated:	*Local Government Act 1995*: s.6.14 Power to invest *Local Government (Financial Management) Regulations 1996*: r.19 Investments, control procedures for
Delegate:	**Chief Executive Officer**
Function: *This is a precis only. Delegates must act with full understanding of the legislation and conditions relevant to this delegation.*	1. Authority to invest money held in the municipal fund or trust fund that is not, for the time being, required for any other purpose [s.6.14(1)]. 2. Authority to establish and document internal control procedures to be followed in the investment and management of investments [FM r.19].
Council Conditions on this Delegation:	a. All investment activity must comply with the Financial Management Regulation 19C and Council Policy to invest Funds. b. A report detailing the investment portfolio's performance, exposures and changes since last reporting, is to be provided as part of the Monthly Financial Reports. c. Procedures are to be systematically documented and retained in accordance with the Record Keeping Plan and must include references that enable recognition of statutory requirements and assign responsibility for actions to position titles. d. Procedures are to be administratively reviewed for continuing compliance and confirmed as 'fit for purpose' and subsequently considered by the Audit and Risk Management Committee not less than once in every three financial years [Audit r.17].
Express Power to Sub-Delegate:	*Local Government Act 1995:* s.5.44 CEO may delegate some powers and duties to other employees

1.2.26 Rate Record Amendment

Delegator: *Power / Duty assigned in legislation to:*	Local Government
Express Power to Delegate: *Power that enables a delegation to be made*	*Local Government Act 1995:* s.5.42 Delegation of some powers or duties to the CEO s.5.43 Limitations on delegations to the CEO
Express Power or Duty Delegated:	*Local Government Act 1995*: s.6.39(2)(b) Rate record
Delegate:	**Chief Executive Officer**
Function: *This is a precis only. Delegates must act with full understanding of the legislation and conditions relevant to this delegation.*	1. Authority to determine any requirement to amend the rate record for the 5-years preceding the current financial year [s.6.39(2)(b)].
Council Conditions on this Delegation:	a. Delegates must comply with the requirements of s.6.40 of the Act.
Express Power to Sub-Delegate:	*Local Government Act 1995:* s.5.44 CEO may delegate some powers and duties to other employees

1.2.27 Agreement as to Payment of Rates and Service Charges

Delegator: *Power / Duty assigned in legislation to:*	Local Government
Express Power to Delegate: *Power that enables a delegation to be made*	*Local Government Act 1995:* s.5.42 Delegation of some powers or duties to the CEO s.5.43 Limitations on delegations to the CEO
Express Power or Duty Delegated:	*Local Government Act 1995*: s.6.49 Agreement as to payment of rates and service charges
Delegate:	**Chief Executive Officer**
Function: *This is a precis only. Delegates must act with full understanding of the legislation and conditions relevant to this delegation.*	1. Authority to make an agreement with a person for the payment of rates or service charges [s.6.49].
Council Conditions on this Delegation:	a. Agreements must be in writing and must ensure clearing of the rates or service charge debt before the next annual rates or service charges are levied.
Express Power to Sub-Delegate:	*Local Government Act 1995:* s.5.44 CEO may delegate some powers and duties to other employees

1.2.28 Determine Due Date for Rates or Service Charges

Delegator: *Power / Duty assigned in legislation to:*	Local Government
Express Power to Delegate: *Power that enables a delegation to be made*	*Local Government Act 1995:* s.5.42 Delegation of some powers or duties to the CEO s.5.43 Limitations on delegations to the CEO
Express Power or Duty Delegated:	*Local Government Act 1995*: s.6.50 Rates or service charges due and payable
Delegate:	**Chief Executive Officer**
Function: *This is a precis only. Delegates must act with full understanding of the legislation and conditions relevant to this delegation.*	1. Authority to determine the date on which rates or service charges become due and payable to the Shire of Donnybrook Balingup [s.6.50].
Council Conditions on this Delegation:	Nil
Express Power to Sub-Delegate:	*Local Government Act 1995:* s.5.44 CEO may delegate some powers and duties to other employees

1.2.29 Recovery of Rates or Service Charges

Delegator: *Power / Duty assigned in legislation to:*	Local Government
Express Power to Delegate: *Power that enables a delegation to be made*	*Local Government Act 1995:* s.5.42 Delegation of some powers or duties to the CEO s.5.43 Limitations on delegations to the CEO
Express Power or Duty Delegated:	*Local Government Act 1995*: s.6.56 Rates or service charges recoverable in court s.6.64(3) Actions to be taken
Delegate:	**Chief Executive Officer**
Function: *This is a precis only. Delegates must act with full understanding of the legislation and conditions relevant to this delegation.*	1. Authority to recover rates or service charges, as well as costs of proceedings for the recovery, in a court of competent jurisdiction [s.6.56(1)]. 2. Authority to lodge (and withdraw) a caveat to preclude dealings in respect of land where payment of rates or service charges imposed on that land is in arrears [s.6.64(3)].
Council Conditions on this Delegation:	Comply with the Shire's adopted Policies and Procedures.
Express Power to Sub-Delegate:	*Local Government Act 1995:* s.5.44 CEO may delegate some powers and duties to other employees

1.2.30 Recovery of Rates Debts – Require Lessee to Pay Rent

Delegator: *Power / Duty assigned in legislation to:*	Local Government
Express Power to Delegate: *Power that enables a delegation to be made*	*Local Government Act 1995:* s.5.42 Delegation of some powers or duties to the CEO s.5.43 Limitations on delegations to the CEO
Express Power or Duty Delegated:	*Local Government Act 1995*: s.6.60 Local Government may require lessee to pay rent
Delegate:	**Chief Executive Officer**
Function: *This is a precis only. Delegates must act with full understanding of the legislation and conditions relevant to this delegation.*	1. Authority to give notice to a lessee of land in respect of which there is an unpaid rate or service charge, requiring the lessee to pay its rent to the Shire of Donnybrook Balingup [s.6.60(2)]. 2. Authority to recover the amount of the rate or service charge as a debt from the lessee if rent is not paid in accordance with a notice [s.6.60(4)].
Council Conditions on this Delegation:	a. Comply with the Shire's adopted Policies and Procedures.
Express Power to Sub-Delegate:	*Local Government Act 1995:* s.5.44 CEO may delegate some powers and duties to other employees

1.2.31 Recovery of Rates Debts - Actions to Take Possession of the Land

Delegator: *Power / Duty assigned in legislation to:*	Local Government
Express Power to Delegate: *Power that enables a delegation to be made*	*Local Government Act 1995:* s.5.42 Delegation of some powers or duties to the CEO s.5.43 Limitations on delegations to the CEO
Express Power or Duty Delegated:	*Local Government Act 1995*: s.6.64(1) & (3) Actions to be taken s.6.69(2) Right to pay rates, service charges and costs, and stay proceedings s.6.71 Power to transfer land to Crown or local government s.6.74 Power to have land revested in Crown if rates in arrears 3 years
Delegate:	**Chief Executive Officer**
Function: *This is a precis only. Delegates must act with full understanding of the legislation and conditions relevant to this delegation.*	1. Authority to take possession of land and hold the land against a person having an estate or interest in the land where rates or service charges have remained unpaid for at least three years [s.6.64(1)], including: i. lease the land, or ii. sell the land; or where land is offered for sale and a contract of sale has not been entered into after 12 months: I. cause the land to be transferred to the Crown [s.6.71 and s.6.74]; or II. cause the land to be transferred to the Shire of Donnybrook Balingup [s.6.71]. 2. Authority to agree terms and conditions with a person having estate or interest in land and to accept payment of outstanding rates, service charges and costs within 7 days of and prior to the proposed sale [s.6.69(2)].
Council Conditions on this Delegation:	a. In accordance with s.6.68(3A), this delegation cannot be used where a decision relates to exercising a power of sale <u>without having</u>, within the previous 3-years attempted to recover the outstanding rates / charges through a court under s.6.56, as s.6.68(3A) requires that the reasons why court action has not been pursued must be recorded in Council Minutes. b. Exercise of this delegation must comply with the procedures set out in Schedule 6.3 of the *Local Government Act 1995.*
Express Power to Sub-Delegate:	*Local Government Act 1995:* s.5.44 CEO may delegate some powers and duties to other employees

1.2.32 Rate Record – Objections

Delegator: *Power / Duty assigned in legislation to:*	Local Government
Express Power to Delegate: *Power that enables a delegation to be made*	*Local Government Act 1995:* s.5.42 Delegation of some powers or duties to the CEO s.5.43 Limitations on delegations to the CEO
Express Power or Duty Delegated:	*Local Government Act 1995*: s.6.76 Grounds of objection
Delegate:	**Chief Executive Officer**
Function: *This is a precis only. Delegates must act with full understanding of the legislation and conditions relevant to this delegation.*	1. Authority to extend the time for a person to make an objection to a rate record [s.6.76(4)]. 2. Authority to consider an objection to a rate record and either allow it or disallow it, wholly or in part, providing the decision and reasons for the decision in a notice promptly served upon the person whom made the objection [s.6.76(5)].
Council Conditions on this Delegation:	a. A delegate who has participated in any matter contributing to a decision related to the rate record, which is the subject of a Rates Record Objection, must NOT be party to any determination under this Delegation.
Express Power to Sub-Delegate:	*Local Government Act 1995:* s.5.44 CEO may delegate some powers and duties to other employees

1.2.33 Notices to Owners

Delegator: *Power / Duty assigned in legislation to:*	Local Government
Express Power to Delegate: *Power that enables a delegation to be made*	*Local Government Act 1995:* s.5.42 Delegation of some powers or duties to the CEO s.5.43 Limitations on delegations to the CEO
Express Power or Duty Delegated:	*Local Government Act 1995*: s.3.25 *Notices requiring certain things to be done by owner or occupier of land* s 3.26 *Additional powers when notices given*
Delegate:	**Chief Executive Officer**
Function: *This is a precis only. Delegates must act with full understanding of the legislation and conditions relevant to this delegation.*	1. Authority to issue a notice in writing requiring certain things to be done by owner or occupier of land in accordance with Schedule 3.1 and if the person fails, do anything it considers necessary to achieve the purpose for which the notice was given, including recovering any associated costs as a debt. [s3.25]. 2. Authority to take action to do anything that is considered necessary to achieve so far as is practicable the purpose for which a notice under s3.25 (1) is given [s3.26].
Council Conditions on this Delegation:	Nil
Express Power to Sub-Delegate:	*Local Government Act 1995:* s.5.44 CEO may delegate some powers and duties to other employees

1.2.34 Renewal or Extension of Contracts during a State of Emergency

Delegator: *Power / Duty assigned in legislation to:*	Local Government
Express Power to Delegate: *Power that enables a delegation to be made*	*Local Government Act 1995:* s.5.42 Delegation of some powers or duties to the CEO s.5.43 Limitations on delegations to the CEO
Express Power or Duty Delegated:	*Local Government Act 1995*: s.3.57 Tenders for providing goods or services *Local Government (Functions and General) Regulations 1996:* Regulation 11 'When tenders have to be publicly invited' Tender exemption under subregulation 11(2)(ja)
Delegate:	**Chief Executive Officer**
Function: *This is a precis only. Delegates must act with full understanding of the legislation and conditions relevant to this delegation.*	Authority, only to be exercised when a State of Emergency declaration is in force and applies to all or part of the District, to execute a renewal or extension to the term of a contract that will expire within 3 months, for a term of not more than 12 months from the original expiry date, without calling for tenders [F&G r.11(2)(ja)]. This authority relates to: • contracts not formed through a public tender, where the total value of the original term and the proposed extension or renewal exceeds $250 000, and • contracts formed through a public tender.
Council Conditions on this Delegation:	a. The authority to apply the renewal or extension option may be exercised where one or more of the following principles applies: i. It is exercised at the sole discretion of the Local Government; ii. It is in the best interests of the Local Government; iii. It is deemed necessary to facilitate the role of Local Government in relation to the State of Emergency declaration; iv. It has potential to promote local and/or regional economic benefits. b. This authority may only be exercised where the total consideration for the renewal or extension is $100,000 or less. c. Contracts may only be renewed or extended where there is an adopted and available budget for the proposed goods and services, OR where the expenditure from an alternative available budget allocation has been authorised in advance by the Mayor or President (i.e. before the expense is incurred) in accordance with LGA s.6.8(1)(c). d. The decision to extend or renew a contract must be made in accordance with the objectives of the Purchasing Policy.

	e. This authority may only be exercised where the total consideration under the resulting contract is $250,000 or less. f. The CEO cannot sub-delegate this authority.
Express Power to Sub-Delegate:	Not applicable

1.2.35 Procurement of Goods or Services required to address a State of Emergency

Delegator: *Power / Duty assigned in legislation to:*	Local Government
Express Power to Delegate: *Power that enables a delegation to be made*	*Local Government Act 1995:* s.5.42 Delegation of some powers or duties to the CEO s.5.43 Limitations on delegations to the CEO
Express Power or Duty Delegated:	*Local Government Act 1995*: s.3.57 Tenders for providing goods or services *Local Government (Functions and General) Regulations 1996:* Regulation 11 'When tenders have to be publicly invited' Tender exemption under subregulation 11(2)(aa) Associated definition under subregulation 11(3)
Delegate:	**Chief Executive Officer**
Function: *This is a precis only. Delegates must act with full understanding of the legislation and conditions relevant to this delegation.*	Authority, only to be exercised when a State of Emergency declaration is in force and applies to all or part of the District, to: 1. Determine that particular goods or services with a purchasing value >$250,000 are required for the purposes of addressing the impact, consequences or need arising from the hazard to which the State of Emergency declaration relates [F&G r11(3)(b)]; and 2. Undertake tender exempt purchasing activity to obtain the supply of those goods or services identified in accordance with point 1 above [F&G r.11(2)(aa)].
Council Conditions on this Delegation:	a. This authority may only be exercised where the goods or services are urgently required, and it is not possible for Council to meet within an appropriate timeframe. b. Compliance with the Purchasing Policy is required, but only to the extent that such compliance will not incur an unreasonable delay in providing the required urgent response to the State of Emergency hazard. The rationale for non-compliance with Purchasing Policy must be evidenced in accordance with the Record Keeping Plan. c. Where a relevant budget allocation is not available and a purchase is necessary in response to a State of Emergency, the expenditure from an alternative available budget allocation must be authorised in advance by the Mayor or President (i.e. before the expense is incurred) in accordance with LGA s.6.8. d. The CEO is to inform Council Members after the exercise of this delegation, including details of the contract specification, scope and purchasing value and the rationale for determining that the goods or services were urgently required in response to the State of Emergency declaration. e. The CEO cannot sub-delegate this authority.
Express Power to Sub-Delegate:	Not applicable

1.4 Local Law Delegations to the CEO

1.4.1 Activities on Thoroughfares & Trading in Thoroughfares & Public Places Local Law

Delegator: *Power / Duty assigned in legislation to:*	Local Government	
Express Power to Delegate: *Power that enables a delegation to be made*	*Local Government Act 1995:* s.5.42 Delegation of some powers or duties to the CEO s.5.43 Limitations on delegations to the CEO	
Express Power or Duty Delegated:	*Activities on Thoroughfares & Trading in Thoroughfares & Public Places Local Law:* *Part 2 Div.1 2.2 Activities allowed with a permit – general* *Part 3 Div.2 3.6 Notice to owner or occupier* *Part 4 Div.3 4.4 Conditions on portable sign* *Part 6 Sub-div.2 6.5Relevant considerations in determining application for permit* *Part 6 Sub-div.2 6.6Conditions of permit* *Part 6 Sub-div.2 6.7Exemptions from requirement to pay fee or to obtain permit* *Part 6 Sub-div.2 6.18 Variation of permitted area and permitted time* *Part 6 Sub.div.2 6.20 Cancellation of permit* *Part 7 Div.1 7.1 Application for permit* *Part 7 Div.1 7.2 Decision on application for permit* *Part 7 Div.2 7.3 Conditions which may be imposed on a permit* *Part 7 Div.2 7.5 Compliance with and variation of conditions* *Part 7 Div.3 7.8 Transfer of permit* *Part 7 Div.3 7.9 Production of permit* *Part 9 9.1 Notice to redirect or repair sprinkler* *Part 9 9.2 Hazardous plants* *Part 9 9.3 Notice to repair damage to thoroughfare* *Part 9 9.4 Notice to remove thing unlawfully placed on thoroughfare* *Part 10 Div.1 10.2 Local government may undertake requirements of notice*	
Delegate:	**Chief Executive Officer**	**SUB DEL**
Function: *This is a precis only. Delegates must act with full understanding of the legislation and conditions relevant to this delegation.*	1. Authority to exempt: a. a person from compliance with sub-clause (1) on the application of that person [cl 2.2(2)]. 2. Authority to give notice: a. in writing to the owner or the occupier of a lot abutting on a verge to make good, within the time specified in the notice, any breach of a provision of this Division.[cl 3.6]. b. written notice of that refusal to the applicant [cl 7.2(3)]. c. to the owner or the occupier of the land abutting on the lawn or the garden, requiring the owner or the occupier or both to move or alter the direction of the sprinkler or other watering equipment [cl 9.1]. d. to the owner or the occupier of the land abutting on the garden to remove, cut, move or otherwise deal with that plant so as to remove the hazard [cl 9.2(1)].	

e. to the person who caused the damage to order the person to repair or replace that portion of the thoroughfare to the satisfaction of the local government [cl 9.3].
f. in writing to the owner or the occupier of the property which abuts on that portion of the thoroughfare where the thing has been placed, or such other person who may be responsible for the thing being so placed, require the relevant person to remove the thing [cl 9.4].
g. in writing to a permit holder vary -

(i) the permitted area;
(ii) the permitted time; or
(iii) both the permitted area and the permitted time, shown on a permit [cl 6.18(1)].

3. Authority to approve an application:
   a. for a permit for a portable sign, the application is to be taken to be approved subject to the following conditions –… [cl4.4]
   b. for a permit unconditionally or subject to any conditions [cl 7.2 (1)(a)].
   c. for a permit subject to conditions relating to -

(i) the payment of a fee;
(ii) the duration and commencement of the permit;
(iii) the commencement of the permit being contingent on the happening of an event;
(iv) the rectification, remedying or restoration of a situation or circumstance reasonably related to the application;
(v) the approval of another application for a permit which may be required by the local government under any written law;
(vi) the area of the district to which the permit applies;
(vii) where a permit is issued for an activity which will or may cause damage to a public place, the payment of a deposit or bond against such damage;
(viii) the obtaining of public risk insurance in an amount and on terms reasonably required by the local government; and
(ix) the provision of an indemnity from the permit holder indemnifying the local government in respect of any injury to any person or any damage to any property which may occur in connection with the use of the public place by the permit holder [cl 7.3].

	d. for the transfer of a permit, refuse to approve it or approve it subject to any conditions [cl7.8(2)]. 4. Authority to refuse: a. to approve an application for a permit under this division on any one or more of the following grounds – (i) that the applicant has committed a breach of any provision of this local law or of any written law relevant to the activity in respect of which the permit is sought; (ii) that the applicant is not a desirable or suitable person to hold a permit; (iii) that – • the applicant is an undischarged bankrupt or is in liquidation; • the applicant has entered into any composition or arrangement with creditors; or • a manager, an administrator, a trustee, a receiver, or a receiver and manager has been appointed in relation to any part of the applicant's undertakings or property; or (iv) such other grounds as the local government may consider to be relevant in the circumstances of the case [cl 6.5(2)]. b. to consider an application for a permit which is not in accordance with sub-clause (2). [cl 7.1(5)] c. to approve an application for a permit [cl 7.2(1)(b)]. 5. Authority to request: a. a permit holder to produce to an authorised person her or his permit immediately upon being required to do so by that authorised person [cl 7.9]. 6. Authority to authorise: a. another person to be a nominee of the permit holder for a specified period, and this local law and the conditions of the permit shall apply to the nominee as if he or she was the permit holder. Where a permit holder by reason of illness, accident or other sufficient cause is unable to comply with this local law [cl 6.6(2)]. 7. Authority to: a. cancel a permit if in her or his opinion the volume of sound caused by the permit holder in connection with the performance adversely	

	affects the enjoyment, convenience or comfort of other persons in a public place, or if, in her or his opinion, or in the opinion of an authorised person, the performance otherwise constitutes a nuisance [cl 6.20] – **SEE CONDITIONS BELOW.** b. waive any fee required to be paid by an applicant for a stallholder's permit or a trader's permit on making an application for or on the issue of a permit, or may return any such fee which has been paid, if the stall is conducted or the trading is carried on– (i) on a portion of a public place adjoining the normal place of business of the applicant; or (ii) by a charitable organisation that does not sublet space to, or involve commercial participants in the conduct of a stall or trading, and any assistants that may be specified in the permit are members of that charitable organisation [cl 6.7(2)]. c. exempt a person or a class of persons, whether or not in relation to a specified public place, from the requirements of this Division [cl 6.7(3)]. d. vary the conditions of a permit, and the permit holder shall comply with those conditions as varied [cl 7.5 (2)]. e. may do the thing specified in the notice and recover from that person, as a debt, the costs incurred in so doing [cl 10.2].	
Council Conditions on this Delegation:	a. Contentious issues to be referred to Council. b. Part 6 Sub.div.2 6.20 - Cancellation of a permit cannot be delegated to any other officer.	
Express Power to Sub-Delegate:	Local Government Act 1995: s.5.44 CEO may delegate some powers and duties to other employees	

1.4.2 Animals, Environment and Nuisance Local Law 2017

Delegator: *Power / Duty assigned in legislation to:*	Local Government	
Express Power to Delegate: *Power that enables a delegation to be made*	*Local Government Act 1995:* s.5.42 Delegation of some powers or duties to the CEO s.5.43 Limitations on delegations to the CEO	
Express Power or Duty Delegated:	*Animals, Environment and Nuisance Local Law 2017:* *Part 2 Div.1 2.3 Disposal of Dead Animals* *Part 2 Div.2 2.5 Conditions for keeping of an animal* *Part 2 Div.3 2.7 Limitation on numbers of poultry and pigeons* *Part 2 Div.3 2.9 Roosters, geese, turkeys, peafowls, guinea fowls, emus and ostriches* *Part 2 Div.3 2.11Restrictions on pigeons nesting or perching* *Part 3 Div.1 3.3 Unauthorised storage of materials* *Part 3 Div.2 3.4 Prohibited activities* *Part 3 Div.3 3.5 Burning of cleared vegetation prohibited* *Part 3 Div.3 3.6 Removal of refuse and disused materials* *Part 3 Div.3 3.7 Removal of unsightly overgrowth of vegetation* *Part 3 Div.3 3.9 Commercial wrecking of vehicles* *Part 4 Div.1 4.3 Notice may require specified action to prevent emission or reflection of light* *Part 4 Div.2 4.4 Burning rubbish, refuse or other material* *Part 4 Div.3 4.7 Truck noise from residential land* *Part 4 Div.6 4.13 Restrictions of keeping of bees in hives* *Part 5 Div.6 6.1 Notice of breach*	
Delegate:	**Chief Executive Officer**	**SUB DEL**
Function: *This is a precis only. Delegates must act with full understanding of the legislation and conditions relevant to this delegation.*	1. Authority to give written approval to: a. the operators of commercial poultry farms, licensed piggeries and similar intensive animal or bird farming to of dispose of any dead animals or birds on their premises. [cl2.3(1)] b. a person to keep or permit the keeping of bees anywhere within the district unless written approval to do so has been given by the Local government. [cl4.13(1)] c. a person on any land within a townsite, having an area of 2000 square metres or less, to set fire to rubbish, refuse or other materials who has— i. written approval has first been obtained from the local government; ii. the person demonstrates to the satisfaction of the local government that reasonable alternatives for the disposal of the rubbish, refuse or other material do not exist and the potential for pollution is low; iii. the material does not include any plastic, rubber, food scraps or other material likely to cause the	

	generation of smoke or odour in such quantity as to cause a nuisance to other persons; iv. a haze alert has not been issued by the Bureau of Meteorology for the period during which burning is to take place; and v. the burning complies with the Bush Fires Act 1954, any annual fire hazard reduction notice issued by the local government under that Act and any conditions of approval as determined by the local government. [cl4.4(1a)] d. store construction materials on a building site or development site. [cl3.3(1)] e. to store construction material on any thoroughfare verge. [cl3.3(2)] 2. Authority to give written notice: a. to the owner or occupier of a lot requiring the removal of refuse, rubbish or disused material from the lot within the time frame specified in the notice. [cl3.6(2)] b. to the owner or occupier of a lot requiring the removal of the overgrowth of vegetation within the time specified in the notice. [cl3.7(2)] c. to an owner or occupier of land in the district to undertake, permit or suffer the commercial wrecking of vehicles on that land. [cl3.9] d. direct to the owner or occupier to take such actions as necessary within the time specified in the notice where- i. floodlights or other exterior lights shine directly onto any other premises; ii. artificial light is emitted or reflected from anything on the land so as to illuminate premises outside the land that interferes unreasonably with normal daily activities; or iii. natural light is reflected from anything on the land so as to create or cause a nuisance to the occupier of any other premises or to a person lawfully using a thoroughfare [cl4.3(1)] e. the person alleged to be responsible for a breach of any provision of this local law. [cl6.1(1)] 3. Authority to provide approval to:	

	a. an owner or occupier of a premises within a townsite to keep a horse, cow or large animal on those premises. [cl2.5(1)] b. an owner or occupier of premises within a townsite to keep a combined total of more than 12 poultry and pigeons on any one lot of land. [cl2.7] 4. Authority to serve a notice: a. serve on the owner and/or occupier of the land a notice requiring the owner and or occupier to do one or more of the following— i. comply with subclause (1)(a) or (1)(b); ii. clean up and properly dispose of any released or escaped dust or liquid waste; iii. clean up and make good any damage resulting from the released or escaped dust or liquid waste; and iv. take reasonable steps to stop any further release or escape of dust or liquid waste. b. requiring the person to remove bees or approved beehives to be removed. [cl4.13(2)] 5. Authority to give written permission to an owner or occupier of premises to keep or allow to be kept on that land a rooster; a goose or gander; a turkey; a peacock or peahen; a guinea fowl; an emu or an ostrich. [cl2.9(1)] 6. Authority to grant approval with or without conditions to the owner or occupier of premises to keep any one or more birds as specified, upon written application. [cl2.9(2)] 7. Authority to revoke an approval granted under this section if it is of the opinion that the keeping of the birds specified in the approval is causing a nuisance or is injurious, offensive or dangerous to health. [cl2.9(4)] 8. Authority to issue a notice to an owner or occupier of a house, in or on which pigeons are in the habit of nesting or perching, to take reasonable steps to prevent them from continuing to do so. [cl2.11(1)] 9. Where the local government is of the opinion that dust or liquid waste may be released or escape as a result of an activity which is likely to be carried on from any land, the local government may give	

	to the owner and or occupier a notice providing that the activity may only be carried on subject to conditions specified in the notice. [cl3.4(4)] 10. Authority to give written authorisation to an owner or occupier of any building site or development site to burn vegetation or other material cleared from the site. [cl3.5] 11. Authority to give written consent to a person to start or drive a truck on land or adjacent to land which is zoned, approved or used for residential purposes between the hours of 10.30 pm and 6.30 am on the following day. [cl 4.7]	
Council Conditions on this Delegation:	1. An approval cannot be revoked by an officer who approved the original approval [cl2.9(4)]. 2. Dual authorisation is required by the CESM & PEHO under cl3.5.	
Express Power to Sub-Delegate:	Local Government Act 1995: s.5.44 CEO may delegate some powers and duties to other employees	

1.4.3 Bushfire Brigades Local Law (Consolidated 2017)

Delegator: *Power / Duty assigned in legislation to:*	Local Government
Express Power to Delegate: *Power that enables a delegation to be made*	*Local Government Act 1995:* s.5.42 Delegation of some powers or duties to the CEO s.5.43 Limitations on delegations to the CEO
Express Power or Duty Delegated:	*Bushfire Brigades Local Law (Consolidated 2017):* *Part 2 Div.1 2.1 Establishment of a BUSH FIRE brigade* *Part 2 Div.1 2.2 Name and officers of BUSH FIRE brigade* *Part 2 Div.3 2.5 Variation of Rules* *Part 2 Div.5 2.7 Dissolution of BUSH FIRE brigade* *Part 6 6.4 Consideration in the local government budget*
Delegate:	**Chief Executive Officer**
Function: *This is a precis only. Delegates must act with full understanding of the legislation and conditions relevant to this delegation.*	1. Authority to establish a bush fire brigade for the purpose of carrying out normal brigade activities. [cl1.2()] On establishing a bush fire brigade under clause 2.1(1) the local government is to – (a) give a name to the bush fire brigade; (b) specify the area in which the bush fire brigade is primarily responsible for carrying out the normal brigade activities (the "brigade area"); and (c) appoint – i. a Bush Fire Control Officer ii. a Captain; iii. a First Lieutenant; iv. a Second Lieutenant; v. additional Lieutenants if the local government considers it necessary; vi. an Equipment Officer; vii. a Secretary; and viii. a Treasurer; or ix. a Secretary/Treasurer combined [cl 2.2(1a-c)] 2. Authority to vary the Rules in their application to all bush fire brigades or in respect of a particular bush fire brigade. [cl 2.5(1)] 3. Authority to cancel the registration of a bush fire brigade if it is of the opinion that the bush fire brigade is not complying with the Act, this local law, the Bush Fire Operating Procedures or the Rules, or is not achieving the objectives for which it was established. [cl 2.7] 4. Authority to approve or refuse an application for funding depending upon the assessment of budget priorities for the year in question. [cl 6.4]
Council Conditions on this Delegation:	a. the local government is to have regard to the qualifications and experience which may be required to fill each position.

Express Power to Sub-Delegate:	Local Government Act 1995: s.5.44 CEO may delegate some powers and duties to other employees

1.4.4 Cat Local Law (Consolidated to include 2017 amendment)

Delegator: *Power / Duty assigned in legislation to:*	Local Government
Express Power to Delegate: *Power that enables a delegation to be made*	*Local Government Act 1995:* s.5.42 Delegation of some powers or duties to the CEO s.5.43 Limitations on delegations to the CEO
Express Power or Duty Delegated:	*Cat Local Law (Consolidated to include 2017 amendment);* *Part 2 Sec 2.4 Decision on application* *Part 2 Sec 2.6 Conditions* *Part 2 Sec 2.8 Variation or cancellation of permit* *Part 3 Sec 3 .1 Nuisances* *Part 4 Sec 4.1 Cat management facility* *Part 5 Sec 5.1 Destruction at request of owner* *Part 7 Sec 7.2 Objections and Appeals* *Part 7 Sec 7.3 General offence and penalty provisions* *Schedule 1 Sec A Permit to keep three or more cats* *Schedule 1 Sec B Permit to use premises as a cat management facility*
Delegate:	**Chief Executive Officer**
Function: *This is a precis only. Delegates must act with full understanding of the legislation and conditions relevant to this delegation.*	1. Authority to; a. approve an application for a permit subject to conditions; [cl2.4(a)] b. refuse to approve an application for a permit. [cl2.4(b)] c. suspended or revoked a permit if there is a breach of any condition of that permit or if the permit holder is convicted of a breach of any provision of this local law; [cl2.6©] d. vary the conditions of a permit. [cl2.8(1)] e. vary or cancel a permit on the request of the permit holder. [cl2.8(2)] f. give written notice to the owner of the cat or any other person apparently in control of the cat, requiring that person to abate the nuisance. [cl3.1(2)] g. withdraw the notice given to abate the nuisance [cl3.1(3)] h. establish and maintain a cat management facility or facilities, and may approve a cat management facility maintained by any authorised person, for the impounding of cats under this local law. [cl4.1(1)] i. determine from time to time- • the times when a cat management facility will be open for the reception and release of cats; • times for the sale of cats from the facility; and • a scale of impounding fees to be paid on the release of impounded cats. [cl4.1(2)] j. destroy the cat under S.34(c) of the Act. [cl5.1(1)] k. charge an owner a fee in respect of the destruction of a cat [cl5.1(3)] l. approve or refuse to approve an application for a permit under this local law; or [cl7.2(a)]

	m. renew, vary or cancel a permit under this local law, the provisions of Division 5 of Part 4 of the Act apply to that decision. [cl7.2(b)] n. recover a penalty for an offence against this local law when taking proceedings against the alleged offender [cl7.3(7)] o. give consent to the permit holder to replace a cat [Schedule 1A (3)] p. approve materials used in structures [Schedule 1B(3)]
Council Conditions on this Delegation:	Nil
Express Power to Sub-Delegate:	Local Government Act 1995: s.5.44 CEO may delegate some powers and duties to other employees

1.4.5 Cemeteries Local Law 2008

Delegator: *Power / Duty assigned in legislation to:*	Local Government	
Express Power to Delegate: *Power that enables a delegation to be made*	*Local Government Act 1995:* s.5.42 Delegation of some powers or duties to the CEO s.5.43 Limitations on delegations to the CEO	
Express Power or Duty Delegated:	*Cemeteries Local Law 2008:* *Part 2 Div.1 2.3 Plans and registers* *Part 2 Div.2 2.4 Issue grants* *Part 2 Div.2 2.5 Rights of holder* *Part 2 Div.2 2.6 Renewal of grant* *Part 2 Div.2 2.7 Replacement of grant* *Part 2 Div.2 2.8 Transfer of grant* *Part 2 Div.2 2.9 Exercising the right of holder* *Part 3 3.6 Receipt of application for funeral* *Part 3 3.7 Times for burials* *Part 4 4.2 Funeral directors licence* *Part 4 4.5 Cancellation of funeral director's licence* *Part 4 4.6 Single funeral permits* *Part 5 Div.1 5.6 Conduct of funeral by Council* *Part 5 Div.2 5.7Disposal of ashes* *Part 6 6.2 Vault or mausoleum* *Part 6 6.5 Exhumation* *Part 6 6.6 Opening of a coffin* *Part 7 Div.1 7.1 Application for monumental work* *Part 7 Div.1 7.2 Placement of monumental work* *Part 7 Div.1 7.5 Removal of sand, soil or loam* *Part 7 Div.1 7.6 Hours of work* *Part 7 Div.1 7.8 Use of wood* *Part 7 Div.1 7.9 Plants and trees* *Part 7 Div.1 7.14 Monumental mason's licence* *Part 7 Div.3 7.16 Carrying out monumental works* *Part 7 Div.3 7.18 Cancellation of monumental mason's licence* *Part 7 Div.3 7.19 Application for single monumental work permit* *Part 8 8.1 Animals* *Part 8 8.3 Damaging and removing of objects* *Part 8 8.6 Advertising* *Part 8 8.8 Removal from cemetery*	
Delegate:	**Chief Executive Officer**	**SUB DEL**

Function: *This is a precis only.* *Delegates must act with full understanding of the legislation and conditions relevant to this delegation.*	1. Authority to issue; a. that person with a grant of right of burial for a term of twenty-five (25) years. [cl2.4] b. a new grant to replace a grant which is lost or destroyed. [cl2.7(1)] c. to an applicant a funeral director's licence authorising a holder to direct funerals [cl4.2(1)] d. to an applicant a single funeral permit authorising a holder to direct a funeral [cl4.6(1)] e. to that person a permit to carry out monumental work on a grave specified in an application [cl7.1(1)] f. to an applicant a monumental mason's licence [cl7.14(1)] g. to an applicant a single monumental work permit authorising a holder to place a monument [cl7.19(1)]. 2. Authority to determine; a. from time to time the number of dead bodies or ashes which may be placed in the grave. [cl 2.5(2)] b. determine the manner in which the funeral shall be conducted [cl5.6(c)] c. proper and substantial foundations for the placement for the of monuments [cl7.2]. 3. Authority to request; a. the holder to produce the grant before the exercise of any of the rights [cl2.5(3)] b. the holder to deliver an existing grant to it prior to issuing a new grant. [cl2.5(3)]. 4. Authority to give permission; a. in accordance with section 26 of the Act to a holder who desires to transfer a grant to another person [cl2.8(b)] b. to carry out a burial – i. on a gazetted public holiday in the State of Western Australia; or ii. at any other time, other than during the following days and hours – • Monday to Friday between 9.00 a.m. and 4.00 p.m. • Saturday between 9.00 a.m. and 12.00 p.m. [cl3.7] c. for the ashes to be disposed of by one of the following methods- i. Niche wall ii. Family grave iii. Bush memorial iv. Other memorials approved by the Council [cl5.7(1)]	

	d. to carry out memorial or other work on graves within a cemetery other than during the hours of 8.00 a.m. and 6.00 p.m. on weekdays, and 8.00 a.m. and noon on Saturdays. [cl7.6] e. to a person to remove or pick any tree, plant, shrub or flower in a cemetery or any other object or thing on a grave or memorial or which is the property of the Council [cl8.3]. 5. Authority to approve; a. any other person the rights If evidence is produced in writing to the satisfaction of the Council that a holder is unavailable or not immediately ascertainable, or has died and has not specifically bequeathed a grant, then the rights conferred upon that holder may be exercised by a holder's personal representative or a person acting expressly on behalf of a personal representative. If those persons are unavailable or not immediately ascertainable. [cl2.9] b. the construction of a vault or mausoleum within a cemetery, which vault or mausoleum [cl6.2(2)] c. the materials used to seal a mausoleum [cl6.2(6)] d. the opening of that coffin [cl6.6(1)] e. the removal of sand, earth or other material for use in the erection of any memorial or work [cl7.5] f. the use of wood on or around a grave [cl7.8] g. the planting of trees or shrubs [cl7.9] h. a person to carry on or advertise any trade, business or profession within a cemetery [cl8.3]. 6. Authority to; a. establish and maintain – i. a plan of each cemetery showing the location and identifying number of every burial place or grave and the distribution of the land, compartments and sections; ii. a register containing the identification numbers of graves and the names and description of the persons buried; iii. a register of grants made with respect to each cemetery; and iv. a register of persons cremated whose ashes have been buried or disposed in each cemetery.- b. renew the grant for a further term of twenty-five (25) years commencing on the expiry date of the grant [cl2.6] c. fix a time for a funeral; and [cl3.6(a)] d. prepare a grave that is required. [cl3.6(b)]	

	e. Cancel a funeral directors licence by notice in writing to a holder of a funeral director's licence [cl4.5] f. refuse an application for the single funeral permit if, in the opinion of the Council, either a coffin's specifications or the details of the vehicle transporting the dead body to the gravesite, are not structurally sound or are otherwise inadequate or inappropriate, or on any other grounds. [cl4.6(3)] g. specify an area in a cemetery where the dead body is to be buried or the ashes placed; [cl5.6(d)] h. conduct the funeral notwithstanding the failure of a person to make any application or to obtain any consent required under this local law; [cl5.6(e)] i. do or require anything which it considers is necessary or convenient for the conduct of the funeral by it. [cl5.6(f)] j. place the ashes of the deceased person in the cemetery [cl5.7(3)] k. place the ashes of the deceased person within a grave [cl 5.7(4)] l. disinter a coffin in a cemetery for an exhumation of a dead body [cl6.5] m. set conditions on a monumental mason's licence [cl7.14(2)] n. authorise a person to carry out monumental work within a cemetery [cl7.16] o. terminate a licence of a monumental mason's licence [7.18(1)] p. permit the entry of an animal in a cemetery [cl8.1] q. order a person failing to comply with any provisions of this local law or behaving in a manner that in the opinion of the Council, the CEO or an authorised officer is inappropriate in a cemetery may in addition to any penalty provided by this local law [cl8.8].	
Council Conditions on this Delegation:	Nil	
Express Power to Sub-Delegate:	Local Government Act 1995: s.5.44 CEO may delegate some powers and duties to other employees	

1.4.6 Dogs Local Law (Consolidated 2017)

Delegator: *Power / Duty assigned in legislation to:*	Local Government
Express Power to Delegate: *Power that enables a delegation to be made*	*Local Government Act 1995:* s.5.42 Delegation of some powers or duties to the CEO s.5.43 Limitations on delegations to the CEO
Express Power or Duty Delegated:	*Dogs Local Law (Consolidated 2017):* *Part 4, 4.3 Notice of proposed use* *Part 4, 4.4 Exemption from notice requirements* *Part 4, 4.8 Conditions of approval* *Part 4, 4.11 Form of licence* *Part 4, 4.13 Variation or cancellation of licence* *Part 4, 4.14 Transfer* *Part 4, 4.15 Notification* *Part 4, 4.16 Inspection of kennel* *Part 7, 7.3 Issue of infringement notice* *Part 7,7.5 Payment of modified penalty* *Part 7, 7.7 Service* *Schedule 2 Conditions of a licence for an approved kennel establishment*
Delegate:	**Chief Executive Officer**
Function: *This is a precis only. Delegates must act with full understanding of the legislation and conditions relevant to this delegation.*	1. Authority to approve; a. an exemption for a licence of an approved kennel establishment [cl4.4] b. an application for a licence subject to the conditions contained in Schedule 2 and to such other conditions [cl4.8(1)] c. materials for a kennel [schedule2(c)] d. approve other durable materials for the walls of a kennel [schedule2(k)] 2. Authority to vary; a. any of the conditions contained in Schedule 2. [cl4.8(2)] b. the conditions of a licence. [cl4.13(1)] 3. Authority to; a. refuse to determine the application for a licence until the notices or notice, as the case may be, is given in accordance with its directions. [cl4.3(3)] b. determine the form for a licence and issue to the licensee [cl4.11] c. cancel a licence – i. on the request of the licensee; ii. following a breach of the Act, the Regulations or this local law; or iii. if the licensee is not a fit and proper person. [cl4.13(2)] d. approve or refuse to approve an application for the transfer of a valid licence. [cl4.14(3)] e. give 15 written notice to -

	i. an applicant for a licence of the local government's decision on her or his application; ii. a transferee of the local government's decision on her or his application for the transfer of a valid licence; iii. a licensee of any variation made under clause 4.13(1); iv. a licensee when her or his licence is due for renewal and the manner in which it may be renewed; v. a licensee when her or his licence is renewed; vi. a licensee of the cancellation of a licence under clause 4.13(2)(a); and vii. a licensee of the cancellation of a licence under paragraphs (b) or (c) of clause 4.13(2), which notice is to be given in accordance with section 27(6) of the Act. [cl4.15] f. inspect an approved kennel establishment at any time. [cl4.16] g. issue to that person a notice in the form of Form 7 of the First Schedule of the Regulations. [cl7.3] h. withdraw an infringement notice [cl7.5] (please see conditions below [cl7.6(2)]) i. serve a notice on a person personally, or by leaving it at or posting it to her or his address as ascertained from her or him, or as recorded by the local government under the Act, or as ascertained from inquiries made by the local government. [cl7.7] j. order that all kennels and yards and drinking vessels be maintained [schedule 2(n)]
Council Conditions on this Delegation:	a. A person authorized to issue an infringement notice under clause 7.3 cannot sign or send a notice of withdrawal.
Express Power to Sub-Delegate:	Local Government Act 1995: s.5.44 CEO may delegate some powers and duties to other employees

1.4.7 Extractive Industries Local Law (Consolidated 2016)

Delegator: *Power / Duty assigned in legislation to:*	Local Government
Express Power to Delegate: *Power that enables a delegation to be made*	*Local Government Act 1995:* s.5.42 Delegation of some powers or duties to the CEO s.5.43 Limitations on delegations to the CEO
Express Power or Duty Delegated:	*Extractive Industries Local Law (Consolidated 2016):* *Part 2, 2.2 Applicant to advertise proposal* *Part 2, 2.3 Application for licence* *Part 3 3.1 Determination of application* *Part 4, 4.1 Transfer of licence* *Part 4, 4.2 Cancellation of licence* *Part 4, 4.3 Renewal of licence* *Part 5, 5.1 Security for restoration and reinstatement* *Part 5, 5.2 Use by the local government of secured sum* *Part 6, 6.1 Limits on excavation near boundary* *Part 6, 6.2 Prohibitions* *Part 6, 6.3 Blasting* *Part 6, 6.4 Obligations of the licensee* *Part 7, 7.4 Works to be carried out on cessation of operations* *Part 8, 8.1 Objections and Appeals*
Delegate:	**Chief Executive Officer**
Function: *This is a precis only. Delegates must act with full understanding of the legislation and conditions relevant to this delegation.*	1. Authority to approve; a. a licence to excavate [cl2.2(1)] b. the content, size and construction of a notice used by an applicant to advertise the licence issued by the local government [cl2.2(2b)] c. the placement of the datum peg on the surface of a constructed public road or such other land in the vicinity [cl2.3(1d) d. the application - i. over the whole or part of the land in respect of which the application is made; and ii. on such terms and conditions, if any, as it sees fit. [cl3.1(2b)] e. the issue of a licence in the form determined by the local government [cl3.1(3b)] f. the application to transfer a licence on such terms and conditions, if any, as it sees fit [cl4.1(2b)] g. excavation outside of the following limits; i. 20 metres of the boundary of any land on which the excavation site is located; ii. 20 metres of any land affected by a registered grant of easement; iii. 40 metres of any road; or iv. 40 metres of any watercourse. [cl6.1] h. to a licensee in writing to remove trees or shrubs and impose any conditions in accordance with cl3.1 [cl6.2(a)] i. blasting on a Saturday, Sunday or Public Holiday [cl6.3(2)] j. proposals to restore and reinstate an excavated site [cl7.4(a)]

	2. Authority to determine; a. the form used by an applicant to advertise the licence issued [cl2.2(2a) b. the form used to apply for a licence in respect to any land [cl2.3(1)] c. the licence period for a licence application the licence period for a licence application, not exceeding 21 years from the date of issue; and [cl3.1(3a)] d. the annual licence fee, or the relevant proportion of the annual licence fee to 31st December [cl3.1(4a)] e. the form used to transfer a licence [cl4.1(3)] f. a sum the licensee must give to the local government as a bond, bank guarantee or other security, of a kind and in a form acceptable to the local government [cl5.1(1)] g. the hours that blasting takes place [cl6.3(1b)] h. the standard of fencing required to securely fence an excavation site [cl6.4(a)] 3. Authority to refuse; a. to consider an application for a licence that does not comply with the requirements of clause 2.3, and in any event shall refuse an application for a licence where planning approval for an extractive industry use of the land has not first been obtained. [cl3.1(1)] b. the application, in respect of an application for a licence [cl3.1(2a)] c. the application to transfer a licence [cl4.1(2a)] d. the application for the renewal of a licence [cl4.3(4a)] 4. Authority to request; a. request any information to transfer a licence application [cl4.1(1e)] b. request a licensee give a bond, bank guarantee or other security, of a kind and in a form acceptable to the local government for security for restoration and reinstatement of an excavation site [cl5.1(1)] 5. Authority to; a. cause to be displayed, or require the proposed applicant to display, in a prominent position on the land one or more notices referred to in sub-clause (1) [cl2.2] b. may impose conditions in respect of the following matters - i. the orientation of the excavation to reduce visibility from other land; ii. the appropriate siting of access roads, buildings and plant; iii. the stockpiling of material; iv. the hours during which any excavation work may be carried out;

	v. the hours during which any processing plant associated with, or located on, the site may be operated; vi. requiring all crushing and treatment plant to be enclosed within suitable buildings to minimise the emission of noise, dust, vapour and general nuisance to the satisfaction of the local government; vii. the depths below which a person must not excavate; viii. distances from adjoining land or roads within which a person must not excavate; ix. the safety of persons employed at or visiting the excavation site; x. the control of dust and wind-blown material; xi. the planting, care and maintenance of trees, shrubs and other landscaping features during the time in which the extractive industry is carried out in order to effectively screen the area to be excavated and to provide for progressive rehabilitation; xii. the prevention of the spread of dieback or other disease; xiii. the drainage of the excavation site and the disposal of water; xiv. the restoration and reinstatement of the excavation site, the staging of such works, and the minimising of the destruction of vegetation; xv. the provision of retaining walls to prevent subsidence of any portion of the excavation or of land abutting the excavation; xvi. requiring the licensee to furnish to the local government a surveyor's certificate each year, prior to the renewal fee being payable, to certify the quantity of material extracted and that material has not been excavated below the final contour levels outlined within the approved excavation programme; xvii. requiring the licensee to enter into an agreement with the local government in respect of any condition or conditions imposed under this local law; xviii. any other matter for properly regulating the carrying on of an extractive industry; and xix. requiring the licensee to enter into an agreement with the local government by which it agrees to pay any extraordinary expenses incurred by the local government in repairing damage caused to thoroughfares in the district by heavy or extraordinary traffic conducted by or on behalf of the licensee under the licence. [cl3.1(5)] c. cancel a licence where the licensee has -

	i. been convicted of an offence against - ii. this local law; or iii. any other law relating to carrying on an extractive industry; or iv. transferred or assigned or attempted to transfer or assign the licence without the consent of the local government; v. permitted another person to carry on an extractive industry otherwise than in accordance with the terms and conditions of the licence and of the provisions of this local law; vi. failed to pay the annual licence fee under clause 3.2; or vii. failed to have a current public liability insurance policy under clause 7.1(1) or failed to provide a copy of the policy or evidence of its renewal as the case may be, under clause 7.1(2). [cl4.2(1)] d. advise the licensee in writing of the licence cancellation [cl4.2(2a)] e. waive any of the requirements specified in clause 4.3 (1) (d) or (e). [cl4.3(2)] f. carry out the required restoration and reinstatement work or so much of that work as remains undone; and [cl5.291c)] g. demand all costs incurred by the local government or which the local government may be required to pay under this clause [cl5.2(1d)] h. apply the proceeds of any bond, bank guarantee or other security provided by the licensee under clause 5.1 towards its costs under this clause. [cl5.2(2)] i. vary a licence that a person has under this local law [cl8.1(b)]
Council Conditions on this Delegation:	Nil
Express Power to Sub-Delegate:	Local Government Act 1995: s.5.44 CEO may delegate some powers and duties to other employees

1.4.8 Fencing Local Law (Consolidated 2016)

Delegator: *Power / Duty assigned in legislation to:*	Local Government
Express Power to Delegate: *Power that enables a delegation to be made*	*Local Government Act 1995:* s.5.42 Delegation of some powers or duties to the CEO s.5.43 Limitations on delegations to the CEO
Express Power or Duty Delegated:	*Fencing Local Law (Consolidated 2016):* *Part 2, 4 Sufficient fences* *Part 3, 8 Fences across rights-of-way, public access ways or thoroughfares* *Part 8, 8 General Discretion of the Local Government* *Part 6, 11 Requirement for a Licence* *Part 6, 12 Transfer of a Licence* *Part 6, 13 Cancellation of a Licence* *Part 7, 14 Notices of Breach*
Delegate:	**Chief Executive Officer**
Function: *This is a precis only. Delegates must act with full understanding of the legislation and conditions relevant to this delegation.*	1. Authority to approve; a. the erection of a dividing fence or a boundary fence that is not a sufficient fence [cl4(1)] b. the erection or maintain a fence or obstruction of a temporary or permanent nature across any right-of-way, public access way or thoroughfare so as to impede or prevent use of those facilities in the manner for which they are intended and constructed. [cl8] c. a licence to have and use an electrified fence [cl11(4)(a)] d. subject to such conditions a licence to have and use an electrified fence [cl11(4)(b)] e. to transfer a licence to another occupier or owner of the lot f. approve the application for a transfer of the licence [cl12(3)(a)] g. the application for a transfer of the licence subject to such conditions as it thinks fit; [cl12(3)(b)] h. any other material in compliance with the Local Law to erect a timber fence [cl First Schedule 5(f)] 2. Authority to refuse; a. a licence to have and use an electrified fence [cl11(4)(c)] b. to approve the application for a transfer of the licence. [cl12 (3)(c)] 3. Authority to determine; a. the form used to transfer a licence [cl12(2)(b)] b. the fee to transfer a licence to another occupier or owner of the lot [cl12(2)(d)] 4. Authority to;

	a. give consent to the erection or repair of a fence which does not comply with the requirements of these Local Laws. [cl8(1)] b. request information to determine an application to transfer a licence to another occupier or owner of the lot [cl12(2)(e)] c. cancel a licence issued under this Part, subject to Division 1 Part 9 of the Local Government Act 1995 if- i. the fence no longer satisfies the requirements specified in clause 14(2) or 14(3) as the case may be; or ii. the licence holder breaches any condition upon which the licence has been issued. [cl13] d. give a notice in writing to the owner of that lot ('notice of breach') where a breach of any provision of these Local Laws has occurred in relation to a fence on a lot [cl14(1)] e. may by its employees, agents or contractors enter upon the lot to which the notice relates and remedy the breach [cl14(3)] f. may recover the expenses of so doing from the owner or occupier of the lot, as the case may be, in a court of competent jurisdiction. [cl14(3)]
Council Conditions on this Delegation:	Nil
Express Power to Sub-Delegate:	Local Government Act 1995: s.5.44 CEO may delegate some powers and duties to other employees

1.4.9 Health Local Laws 1999

Delegator: *Power / Duty assigned in legislation to:*	Local Government
Express Power to Delegate: *Power that enables a delegation to be made*	*Local Government Act 1995:* s.5.42 Delegation of some powers or duties to the CEO s.5.43 Limitations on delegations to the CEO
Express Power or Duty Delegated:	*Health Local Laws 1999:* *Part 3 Div1 3.1.2 Guttering and Downpipes* *Part 3 Div2 3.2.4 Ventilation* *Part 4 Div1 4.1.3 Disposal of Liquid Waste* *Part 4 Div1 4.1.4 Approval for Septic Tank Pumpouts and Removal of Liquid Waste* *Part 4 Div1 4.1.5 Application for Approval* *Part 4 Div1 4.1.6 Provision of Quarterly Reports* *Part 4 Div2 4.3.2 Restriction of Vehicles* *Part 4 Div2 4.3.3 Transport of Butchers' Waste* *Part 5 Div7 5.7.2 Ventilation* *Part 6 Div1 6.1.5 Council may Execute Work and Recover Costs* *Part 6 Div2 6.2.3 Council may Execute work and recover costs* *Part 6 Div6 6.8.1 prescribe any other "Arthropod vectors of disease"* *Part 7 Div1 7.1.1 Requirements for an owner or occupier to clean, disinfect and disinfest* *Part 7 Div1 7.1.2 Environmental Health Officer may disinfect or disinfest premises* *Part 7 Div1 7.1.6 Persons in contact with an infectious disease sufferer* *Part 7 Div1 7.1.7 Declaration of infected house or premises* *Part 7 Div1 7.1.10 Council may carry out work and recover costs* *Part 7 Div2 7.2.1 Disposal of used condoms* *Part 8 Div1 8.1.2 Lodging House Not to be Kept Unless Registered* *Part 8 Div1 8.1.4 Approval of Application* *Part 8 Div1 8.1.7 Revocation or Registration* *Part 8 Div2 8.2.7 Fire Prevention and Control* *Part 8 Div2 8.2.11 Sleeping Accommodation, Short Term Hostels and Recreational Campsites* *Part 8 Div3 8.3.3 Keeper Report* *Part 9 Div1 9.1.5 Certificate of Registration* *Part 9 Div1 9.1.7 Alterations to Premises* *Part 9 Div4 9.4.2 Receiving Depot*
Delegate:	**Chief Executive Officer**
Function: *This is a precis only. Delegates must act with full understanding of the legislation and conditions relevant to this delegation.*	1. Authority to approve; a. the owner of a house to use or occupy, or permit to be used or occupied, a house without guttering and downpipes [cl3.1.2] b. the owner or occupier of premises to discharge liquid waste into an apparatus for the treatment of sewage and disposal [cl3.2.4(4)] c. give written approval to collect, remove or dispose of the contents of a septic tank, the pumpouts from holding tanks or an apparatus for the treatment of sewage and other liquid wastes. [cl4.1.4(b)] d. a vehicle or container for transporting butchers' waste [cl4.3.2(a)] e. other impervious material to cover butchers' waste in transport [cl4.3.3(1aiv)]

	f. a lodging house, with or without conditions, an application under Section 8.1.3 by issuing to the applicant a certificate [cl8.1.4] g. fire protection equipment fitted in a lodging house [cl8.2.7(2)] h. mechanical ventilation in lieu of fixed ventilation of a short-term hostel or recreational campsite [cl8.2.11(5b)] 2. Authority to give notice to; a. the owner of a house that is not properly ventilated, to; i. provide a different, or additional method of ventilation; or ii. cease using the house until it is properly ventilated. [3.2.4(4)] b. to the occupier of an incorrectly ventilated car park to – i. provide a different or additional method of ventilation; and ii. cease using the car park until it is properly ventilated. [5.7.2(2)] c. an owner or occupier in writing to clean, disinfect and disinfest – i. the premises; or ii. such things in or on the premises as are specified in the notice, or both, to the satisfaction of an Environmental Health Officer. [cl7.1.1(1)] d. the keeper requiring him or her, within a time specified in the notice, to show cause why the registration should not be revoked, before revoking the registration of a lodging house [8.1.7(3)] e. the keeper of the revocation and the registration shall be revoked as from the date on which the notice is served on the keeper when revokes the registration of a lodging house [8.1.7(4)] f. withdraw permission to an owner or occupier of premises to use or permit the premises to be used as a receiving depot for a laundry, dry cleaning establishment or dye works [cl9.4.2] 3. Authority to impose; a. terms and conditions on approvals for septic tank pump outs and removal of liquid waste [cl4.1.4(c)] b. conditions on an application for septic tank pump outs and removal of liquid waste [cl4.1.5(3)] 4. Authority to request; a. quarterly reports from approved carriers to the Council containing accurate details of -

	i. the date of servicing the liquid waste system; ii. the address or location of the involved property; and iii. the type of system serviced. [cl4.1.6] b. a report to the Council in the form prescribed in Schedule (5), the name of each lodger who lodged in the lodging house during the preceding day or night. [cl8.3.3] 5. Authority to direct; a. an officer or other person to disinfect and disinfest the premises or any part of the premises and anything in or on the premises. [cl7.1.2(2)] b. the removal of a person mentioned in section 7.1.6 to isolation in an appropriate place to prevent or minimise the risk of the infection spreading [cl7.1.6(b)] c. an occupier of premises to dispose of used condoms [cl7.2.1(1)] 6. Authority to revoke; a. the registration of a lodging house for any reason which, in the opinion of the Council, justifies the revocation. [cl8.1.7(1)] b. a registration of a lodging house upon any one or more of the following grounds – i. that the lodging house has not, to the satisfaction of Council, been kept free from vectors of disease or in a clean, wholesome and sanitary condition; ii. that the keeper has – iii. been convicted of an offence against these local laws in respect of the lodging house; iv. not complied with a requirement of this Part; or v. not complied with a condition of registration; 7. Authority to give written permission; a. to make or permit any change or alteration whatever to the premise while it remains registered under this division. [cl9.1.7] b. to an owner or occupier of premises to use or permit the premises to be used as a receiving depot for a laundry, dry cleaning establishment or dye works [cl9.4.2] 8. Authority to; a. grant an application for septic tank pump outs and removal of liquid waste under this section subject to conditions [cl4.1.5(2)]

	b. refuse an application for septic tank pump outs and removal of liquid waste under this section subject to conditions [cl4.1.5(2)] c. vary conditions on an application for septic tank pump outs and removal of liquid waste [4.1.5(4)] d. execute work and recover from that person the cost of executing the work where a person fails or neglects to comply with the requirements under section 6.1.4 [cl6.1.5(1)] e. recover in a court of competent jurisdiction the costs and expenses incurred by the Council to execute work in section 6.1.5 subsection (1) [cl6.1.5(2)] f. execute work and recover from that person the cost of executing the work where a person fails or neglects to comply with the requirements under section 6.2.2 [cl6.2.3(1)] g. recover in a court of competent jurisdiction the costs and expenses incurred by the Council to execute work in section 6.2.2 subsection (1) [cl6.2.3(2)] h. prescribe any other "Arthropod vectors of disease" [cl6.8.1] i. recover, in a court of competent jurisdiction, the cost of carrying out the work under this Section from the owner or occupier of the premises in or on which the work was carried out. [cl7.1.2(3)] j. issue instructions to a person if a person in any house is, or is suspected of, suffering from an infectious disease, any occupant of the house or any person who enters or leaves the house. [cl7.1.6(a)] k. declare a house or premises to be infected [cl7.1.7(1)] l. Carry out work or arrange for the work to be carried out to dispose of a body of a person who has died of any infectious disease [cl7.1.10(1)] m. recover in a court of competent jurisdiction the costs and expenses incurred by the Council to execute work in section 7.1.10 subsection (1) {cl7.1.10(2)] n. register a lodging house under section 8.1.4 [cl8.1.2(b)] o. issue to the applicant a certificate of registration in the form prescribed in Schedule (11) to establish an offence trade [cl9.1.5]
Council Conditions on this Delegation:	a. Sub-delegates must hold current qualifications to the satisfaction of the chief medical officer to perform any functions authorised above
Express Power to Sub-Delegate:	Local Government Act 1995: s.5.44 CEO may delegate some powers and duties to other employees

1.4.10 Meeting Procedures Local Law 2017

Delegator: *Power / Duty assigned in legislation to:*	Local Government
Express Power to Delegate: *Power that enables a delegation to be made*	*Local Government Act 1995:* s.5.42 Delegation of some powers or duties to the CEO s.5.43 Limitations on delegations to the CEO
Express Power or Duty Delegated:	*Meeting Procedures Local Law 2017:* *Part 6 6.10 Petitions*
Delegate:	**Chief Executive Officer**
Function: *This is a precis only. Delegates must act with full understanding of the legislation and conditions relevant to this delegation.*	1. Authority to; a. submit the petition to the relevant officer to be included in his or her deliberations and report on the matter that is the subject of the petition, subject to subclause (3). [cl6.10(2)]
Council Conditions on this Delegation:	Nil
Express Power to Sub-Delegate:	Local Government Act 1995: s.5.44 CEO may delegate some powers and duties to other employees

1.4.11 Outdoor Eating Areas Local Law 2013

Delegator: *Power / Duty assigned in legislation to:*	Local Government
Express Power to Delegate: *Power that enables a delegation to be made*	*Local Government Act 1995:* s.5.42 Delegation of some powers or duties to the CEO s.5.43 Limitations on delegations to the CEO
Express Power or Duty Delegated:	*Outdoor Eating Areas Local Law 2013:* *Part 2 2.2 Exemptions* *Part 2 2.3 Application for a licence* *Part 2 2.5 Decision on application for licence* *Part 2 2.6 Conditions which may be imposed on a licence* *Part 2 2.8 Amendment of licence conditions* *Part 2 2.11 Transfer of licence* *Part 2 2.12 Cancellation or suspension of licence* *Part 2 2.13 Production of licence* *Part 4 4.2 Notice to repair damage to public place* *Part 4 4.3 Local Government may undertake requirements of notice* *Part 4 4.4 Removal and impounding of goods*
Delegate:	**Chief Executive Officer**
Function: *This is a precis only. Delegates must act with full understanding of the legislation and conditions relevant to this delegation.*	1. Authority to determine; a. the form for a licence [cl2.3(2a)] b. the fee imposed for a licence [cl2.3(2d)] c. the form to transfer a licence [cl2.11(1)(a)] 2. Authority to request; a. an applicant to provide additional information reasonably related to an application before determining the application [cl2.3(3)] b. a licensee to produce his or her valid licence immediately [cl2.13] 3. Authority to refuse; a. to consider an application for a licence which is not in accordance with subclause (2) or where the applicant has not complied with subclauses (3). [cl2.3(5)] b. refuse to approve the application. [cl2.5(1b)] c. refuse to consider or determine an application for the transfer of a licence, which is not in accordance with subclause (1). [cl2.11(2)] 4. Authority to give notice; a. In writing to refuse an application, and written reasons for, the refusal to the applicant [cl2.5(4a)] b. In writing to a licensee of, and written reasons for, its decision to amend; [cl2.8(5i)] c. In writing of, and reasons for, the decision to cancel or suspend a licence[cl2.12(3a)] d. to a licensee Where any portion of a public place has been damaged as a result of the use of that public place as an outdoor eating area [cl4.2] 5. Authority to inform;

	a. the applicant of his or her rights, under Part 9, Division 1 of the Act, to object to, and apply for a review of, the decision. [cl2.5(4b)] b. the licensee of his or her rights, under Part 9, Division 1 of the Act, to object to, and apply for a review of, the decision. [cl2.8(5ii)] c. the applicant of his or her rights, under Part 9, Division 1 of the Act, to object to, and apply for a review of, the decision; [cl2.12(3b)] 6. Authority to approve; a. the application unconditionally or subject to any conditions; [cl2.5(1a)] b. an application for a licence subject to conditions relating to- [cl2.6] c. approve an application for the transfer of a licence, refuse to approve it or approve it subject to such terms and conditions as it sees fit, and if it is approved, the proposed transferee shall become the licensee from the date of the approval. [cl2.11(3)] 7. Authority to amend; a. the licence, either in accordance with the application or otherwise as it sees fit; [cl2.8(2i)] b. any of the terms and conditions of the licence. [cl2.8(3)] 8. Authority to cancel; a. a licence on any one or more of the following grounds- [cl2.12(1)] b. or suspend a licence if the local government or a utility requires access to or near the place to which a licence applies, for the purposes of carrying out works in or near the vicinity of that place. [cl2.12(2)] 9. Authority to; a. exempt a person or class of persons in writing from the requirement to have a licence. [cl2.2(1)] b. give an exemption in subclause (1) subject to any conditions the local government sees fit. [cl2.2(3)] c. give local public notice of the application for a licence. [cl2.3(4)] d. impose other conditions on the licence under subclause (1)(a). [cl2.5(5)] e. decline to amend a licence. [cl2.8(2ii)] f. notify the licensee in writing of the amendment as soon as practicable after the amendment is made and, unless otherwise specified in the amendment, the amended term or condition, or both, of the licence apply from the date of the notification. [cl2.8(4)]

	g. refund to the licensee all or part of the licence fee in respect of what would otherwise have been the balance of the term of the licence. [cl2.12(5)] h. give lawful direction to a licensee [cl4.1(1)] i. undertake the works specified in the notice and recover from that licensee, as a debt, the costs incurred in so doing If a person fails to comply with a notice under clause 4.2 [cl4.3] j. remove and impound any furniture Where an outdoor eating area is conducted without a valid licence or in contravention of a condition of a licence [cl4.4]
Council Conditions on this Delegation:	Nil
Express Power to Sub-Delegate:	Local Government Act 1995: s.5.44 CEO may delegate some powers and duties to other employees

1.4.12 Parking and Parking Facilities Local Law 2017

Delegator: *Power / Duty assigned in legislation to:*	Local Government
Express Power to Delegate: *Power that enables a delegation to be made*	*Local Government Act 1995:* s.5.42 Delegation of some powers or duties to the CEO s.5.43 Limitations on delegations to the CEO
Express Power or Duty Delegated:	*Parking and Parking Facilities Local Law 2017:* *Part 1 1.4 Application and pre-existing signs* *Part 2 2.3 Vehicles to be within parking stall in parking station* *Part 2 2.4 Parking prohibitions and restrictions* *Part 3 3.2 Restrictions on parking in particular areas* *Part 3 3.12 Authorised person may mark tyres* *Part 3 3.16 Parking on reserves* *Part 3 3.17 Suspension of parking limitations for urgent, essential or official duties* *Part 4 4.2 Unauthorised signs and defacing of signs* *Part 4 4.6 Vehicles not to obstruct a public place*
Delegate:	**Chief Executive Officer**
Function: *This is a precis only. Delegates must act with full understanding of the legislation and conditions relevant to this delegation.*	1. Authority to give permission; a. to a person to park a vehicle on any part of a parking station contrary to a sign referable to that part; [cl2.4 (1b)] b. to a person to park a vehicle in an area designated by a sign stating “Authorised Vehicles Only”. [cl3.2(4)] c. to a person to leave a vehicle, or any part of a vehicle, in a public place where it obstructs the use of any part of that public place [cl4.6(1)] 2. Authority to permit; a. a vehicle to park on any part of a parking station [cl2.4 (1c)] b. a person to park a vehicle in that portion of the thoroughfare or parking facility for longer than the permitted time in order that the person may carry out urgent, essential or official duties. [cl3.17(1)] 3. Authority to authorise a person; a. person to drive or park a vehicle upon or over any portion of a reserve other than upon an area specifically set aside for that purpose [cl3.16)] b. to mark, set up or exhibit a sign purporting to be or resembling a sign marked, set up or exhibited by the local government under this Local Law; [cl4.2(a)] c. to remove, deface or misuse a sign or property, set up or exhibited by the local government under this Local Law or attempt to do any such act [cl4.2(b)] d. to affix a board, sign, placard, notice or other thing to or paint or write upon any part of a sign set up

	or exhibited by the local government under this Local Law [cl4.2(c)] 4. Authority to; a. agree in writing with the owner or occupier of that facility or station that this Local Law will apply to that facility or station [cl1.4(2)] b. direct a person to park a vehicle in a parking station otherwise than wholly within a parking stall [cl2.3] c. mark the tyres of a vehicle parked in a parking facility with chalk or any other non-indelible substance for a purpose connected with or arising out of his or her duties or powers. [cl3.12(1)] d. prohibit the use by any other vehicle of that portion of the thoroughfare or parking facility to which the permission relates, for the duration of that permission. [cl3.17(2)]
Council Conditions on this Delegation:	Nil
Express Power to Sub-Delegate:	Local Government Act 1995: s.5.44 CEO may delegate some powers and duties to other employees

1.4.13 Local Government Property Local Law 2015

Delegator: *Power / Duty assigned in legislation to:*	Local Government	
Express Power to Delegate: *Power that enables a delegation to be made*	*Local Government Act 1995:* s.5.42 Delegation of some powers or duties to the CEO s.5.43 Limitations on delegations to the CEO	
Express Power or Duty Delegated:	*Local Government Property Local Law 2015:* *Part 1 1.4 Application* *Part 2 Div1 2.2 Procedure for making a determination* *Part 2 Div1 2.3 Discretion to erect sign* *Part 2 Div1 2.5 Register of determinations* *Part 3 Div2 3.2 Application for permit* *Part 3 Div2 3.3 Decision on application for permit* *Part 3 Div2 3.4 Conditions which may be imposed on a permit* *Part 3 Div3 3.5 Imposing conditions under a policy* *Part 3 Div3 3.6 Compliance with and variation of condition* *Part 3 Div4 3.7 Agreement for building* *Part 3 Div4 3.10 Transfer of permit* *Part 3 Div4 3.11 Production of permit* *Part 3 Div4 3.12 Cancellation of permit* *Part 3 Div5 3.13 Activities needing a permit* *Part 4 Div2 4.6 Signs* *Part 5 Div1 5.1 When entry must be refused* *Part 5 Div2 5.2 No entry to fenced or closed local government property* *Part 6 6.1 No unauthorised entry to function* *Part 7 7.1 Application of Division 1, Part 9 of the Act* *Part 8 8.1 Authorised person to be obeyed* *Part 8 8.2 Persons may be directed to leave local government property* *Part 8 8.3 Disposal of lost property* *Part 8 8.4 Liability for damage to local government property* *Part 9 Div1 9.2 Local government may undertake requirements of notice*	
Delegate:	**Chief Executive Officer**	**SUB DEL**
Function: *This is a precis only. Delegates must act with full understanding of the legislation and conditions relevant to this delegation.*	1. Authority to enter; a. into an agreement with any person regarding the use of any local government property. [cl1.4(2b)] b. into an agreement with the permit holder in respect of the ownership of the materials in the building [cl3.7] 2. Authority to erect a sign; a. on local government property to give notice of the effect of a determination which applies to that property [cl2.3] b. on local government property specifying any conditions of use which apply to that property [cl4.6(1)] 3. Authority to determine; a. the form for an application for a permit under this local law [cl3.2(2a)] 4. Authority to request;	

	a. an applicant to provide additional information reasonably related to an application before determining an application for a permit. [cl3.2(3)] b. an applicant to give local public notice of the application for a permit [cl3.2(4)] c. an applicant to provide such information as require to enable the application to be determined [cl3.10(1c)] d. an applicant to provide such information as require to enable the application to be determined [cl3.10(1c)] e. a permit holder to produce to an authorized person her or his permit immediately [cl3.11] 5. Authority to refuse; a. to consider an application for a permit which is not in accordance with sub clause (2). [cl3.2(5)] b. to approve an application for a permit [cl3.3(1b)] c. to approve an application for the transfer of a permit [cl3.10(2)] d. admission to, may direct to leave, or shall remove or cause to be removed, from a pool area any person [cl5.1] 6. Authority to approve; a. an application for a permit unconditionally or subject to any conditions [cl3.3(1a)] b. an application subject to conditions by reference to a policy. [cl3.4(1)] c. an application subject to conditions by reference to a policy. [cl3.5(2)] d. an application for the transfer of a permit, or approve it subject to any conditions. [cl3.10(2)] 7. Authority to give written notice; a. for the refusal to approve a permit to an applicant. [cl3.3(3)] b. to a person who unlawfully damages local government property to pay the costs of - [cl8.4(1)] 8. Authority to exempt; a. a person from compliance with sub-clause (1) on the application of that person [cl3.13(2)] b. specified local government property or a class of local government property from the application of sub-clause (1)(a). [cl3.13(3)]	

	c. a person from compliance with sub-clause (1)(b). [cl6.1(2)] 9. Authority to direct a person; a. on local government property [cl8.1] b. to leave, or temporarily suspend a person from, local government property where she or he reasonably suspects that the person has contravened a provision of any written law. [cl8.2] 10. Authority to cancel; a. cancel a booking during the course of an annual or seasonal booking [cl3.4(2g)] b. cancel a permit [cl3.12(1)] 11. Authority to; a. hire local government property to any person [cl1.4(2a)] b. give local public notice of its intention to make a determination [cl2.2(1)] c. keep a register of determinations made under clause 2.1, and of any amendments to or revocations of determinations made under clause 2.6 [cl2.5] d. give a copy of the policy, or the part of the policy which is relevant to the application for a permit, with the form of permit referred to in clause 3.3(2). [cl3.5(3)] e. vary the conditions of a permit [cl3.6(2)] f. authorise a person to enter local government property which has been fenced off or closed to the public by a sign or otherwise [cl5.2] g. renew, vary, or cancel a permit or consent that a person has under this local law [cl7.1(b)] h. dispose of any article left on any local government property, and not claimed within a period of 3 months [cl8.3] i. recover the costs referred to in the notice as a debt due to failure to comply with a notice issued under sub-clause (1) [cl8.4(3)] j. do the thing specified in the notice and recover from the person to whom the notice was given, as a debt, the costs incurred in so doing when a person fails to comply with a notice referred to in clause 9.1 [cl9.2]	
Council Conditions on this Delegation:	Nil	
Express Power to Sub-Delegate:	Local Government Act 1995:	

1.4.14 Waste Local Law 2017

Delegator: *Power / Duty assigned in legislation to:*	Local Government
Express Power to Delegate: *Power that enables a delegation to be made*	*Local Government Act 1995:* s.5.42 Delegation of some powers or duties to the CEO s.5.43 Limitations on delegations to the CEO
Express Power or Duty Delegated:	*Waste Local Law 2017:* *Part 1, 1.6 Local public notice of determinations* *Part 1, 1.7 Rates, fees and charges* *Part 1, 1.8 Power to provide waste services* *Part 2, 2.3 General waste receptacles* *Part 2, 2.4 Recycling waste receptacles* *Part 2, 2.5 Organic waste receptacles* *Part 2, 2.6 Direction to place or remove a receptacle* *Part 2, 2.7 Duties of owner or occupier* *Part 2, 2.8 Exemption* *Part 2, 2.9 Damaging or removing receptacles* *Part 3, 3.1 Duties of an owner or occupier* *Part 3, 3.2 Removal of waste from premises* *Part 3, 3.3 Receptacles and containers for public use* *Part 4, 4.2 Hours of operation* *Part 4, 4.3 Signs and directions* *Part 4, 4.4 Fees and charges* *Part 4, 4.5 Depositing waste* *Part 4, 4.6 Prohibited activities*
Delegate:	**Chief Executive Officer**
Function: *This is a precis only. Delegates must act with full understanding of the legislation and conditions relevant to this delegation.*	1. Authority to determine; a. a matter under this local law [cl1.6] b. the weight for general waste receptacles [cl2.3(1b)] c. the weight for recycling waste receptacles [cl2.4(c)] d. the weight for organic waste receptacles [cl2.5(c)] e. an area for placing a receptacle for collection [cl2.7(b)] f. the hours of operation of a waste facility [cl4.2] g. the classification of any waste that may be deposited at a waste facility [cl4.5(2)] h. non-collectable waste [clSchedule1(l)] 2. Authority to give written direction; a. to an owner or occupier of specified premises to place a receptacle in respect of those premises for collection [cl2.6(1a)] b. to an owner or occupier of specified premises to remove a receptacle in respect of those premises after collection [cl2.6(1b)] 3. Authority to approve; a. in writing a position for placing a receptacle for collection [cl2.7(b)] b. a person to remove waste from a receptacle [cl3.2(2a)]

	c. a person to deposit household, commercial or other waste from any premises on or into a receptacle provided for the use of the general public in a public place [cl3.3(a)] d. a person to remove any waste from a receptacle provided for the use of the general public in a public place [cl3.3(b)] 4. Authority to authorise; a. a person to remove a receptacle from any premises to which it was delivered by the local government or its contractor [cl2.9(b)] b. a person in writing to remove waste from premises [cl3.2(1c)] c. a person to remove any waste or any other thing from a waste facility [cl4.6(1a)] d. a person to deposit at a waste facility that is a landfill site any waste that is toxic, poisonous or hazardous, or the depositing of which is regulated or prohibited by any written law [cl4.6(1b)] e. a person to light a fire in a waste facility [cl4.6(1c)] f. a person to remove, damage or otherwise interfere with any flora in a waste facility [cl4.6(1d)] g. a person to remove, injure or otherwise interfere with any fauna in a waste facility [cl4.6(1e)] h. a person to damage, deface or destroy any building, equipment, plant or property within a waste facility [cl4.6(1f)] 5. Authority to direct; a. an owner or occupier of premises thoroughly clean, disinfect, deodorise and apply a residual insecticide to each receptacle [cl3.1(d)] b. a person who commits, or is reasonably suspected by the local government or the authorised person of having committed, an offence under this clause to leave the waste facility immediately [cl4.3(3)] 6. Authority to; a. give local public notice, under section 1.7 of the LG Act [cl1.6(a)] b. impose rates, fees and charges in relation to waste services are set out in sections 66 to 68 of the WARR Act and section 6.16 and 6.17 of the LG Act [cl1.7] c. provide, or enter into a contract for the provision of, waste services as dealt with in section 50 of the WARR Act [cl1.8] d. grant, with or without conditions an application for exemption from compliance under this clause [cl2.8(2)] e. impose conditions on an exemption [cl2.8(3c)]

	f. decide if an exemption ceases to apply on reasonable grounds, that there has been a failure to comply with a condition of the exemption [cl2.8(4a)] g. inform the owner or occupier of its decision under clause 2.8(4)(a) [cl2.8(4b)] h. regulate the use of a waste facility [cl4.3(1)] i. demand a person to pay the fee or charge as assessed on or before entering a waste facility [cl4.4(1)]
Council Conditions on this Delegation:	Nil
Express Power to Sub-Delegate:	Local Government Act 1995: s.5.44 CEO may delegate some powers and duties to other employees

2 Building Act 2011 Delegations

2.1 Council to CEO / Employees

2.1.1 Grant a Building Permit

Delegator: *Power / Duty assigned in legislation to:*	Permit Authority (Local Government)
Express Power to Delegate: *Power that enables a delegation to be made*	*Building Act 2011:* s.127(1) & (3) Delegation: special permit authorities and local government
Express Power or Duty Delegated:	*Building Act 2011*: s.18 Further Information s.20 Grant of building permit s.22 Further grounds for not granting an application s.27(1) and (3) Impose Conditions on Permit *Building Regulations 2012:* r.23 Application to extend time during which permit has effect (s.32) r.24 Extension of time during which permit has effect (s.32(3)) r.26 Approval of new responsible person (s.35(c))
Delegate:	**Chief Executive Officer**
Function: *This is a precis only. Delegates must act with full understanding of the legislation and conditions relevant to this delegation.*	1. Authority to require an applicant to provide any documentation or information required to determine a building permit application [s.18(1)]. 2. Authority to grant or refuse to grant a building permit [s.20(1) & (2) and s.22]. 3. Authority to impose, vary or revoke conditions on a building permit [s.27(1) and(3)]. 4. Authority to determine an application to extend time during which a building permit has effect [r.23]. i. Subject to being satisfied that work for which the building permit was granted has not been completed OR the extension is necessary to allow rectification of defects of works for which the permit was granted [r.24(1)] ii. Authority to impose any condition on the building permit extension that could have been imposed under s.27 [r.24(2)]. 5. Authority to approve, or refuse to approve, an application for a new responsible person for a building permit [r.26].
Council Conditions on this Delegation:	a. Decisions under this delegated authority should be either undertaken or informed by a person qualified in accordance with r.5 of the Building Regulations 2012.
Express Power to Sub-Delegate:	*Building Act 2011*: s.127(6A) Delegation: special permit authorities and local governments (powers of sub-delegation limited to CEO)

2.1.2 Demolition Permits

Delegator: *Power / Duty assigned in legislation to:*	Permit Authority (Local Government)
Express Power to Delegate: *Power that enables a delegation to be made*	*Building Act 2011:* s.127(1) & (3) Delegation: special permit authorities and local government
Express Power or Duty Delegated:	*Building Act 2011*: s.18 Further Information s.21 Grant of demolition permit s.22 Further grounds for not granting an application s.27(1) and (3) Impose Conditions on Permit Building Regulations 2012 r.23 Application to extend time during which permit has effect (s.32) r.24 Extension of time during which permit has effect (s.32(3)) r.26 Approval of new responsible person (s.35(c))
Delegate:	**Chief Executive Officer**
Function: *This is a precis only. Delegates must act with full understanding of the legislation and conditions relevant to this delegation.*	1. Authority to require an applicant to provide any documentation or information required to determine a demolition permit application [s.18(1)]. 2. Authority to grant or refuse to grant a demolition permit on the basis that all s.21(1) requirements have been satisfied [s.20(1) & (2) and s.22]. 3. Authority to impose, vary or revoke conditions on a demolition permit [s.27(1) and (3)]. 4. Authority to determine an application to extend time during which a demolition permit has effect [r.23]. i. Subject to being satisfied that work for which the demolition permit was granted has not been completed OR the extension is necessary to allow rectification of defects of works for which the permit was granted [r.24(1)] ii. Authority to impose any condition on the demolition permit extension that could have been imposed under s.27 [r.24(2)]. 5. Authority to approve, or refuse to approve, an application for a new responsible person for a demolition permit [r.26].
Council Conditions on this Delegation:	a. Decisions under this delegated authority should be either undertaken or informed by a person qualified in accordance with r.5 of the Building Regulations 2012.
Express Power to Sub-Delegate:	*Building Act 2011*: s.127(6A) Delegation: special permit authorities and local governments (powers of sub-delegation limited to CEO)

2.1.3 Occupancy Permits or Building Approval Certificates

Delegator: *Power / Duty assigned in legislation to:*	Permit Authority (Local Government)
Express Power to Delegate: *Power that enables a delegation to be made*	*Building Act 2011:* s.127(1) & (3) Delegation: special permit authorities and local government
Express Power or Duty Delegated:	*Building Act 2011*: s.55 Further information s.58 Grant of occupancy permit, building approval certificate s.62(1) and (3) Conditions imposed by permit authority s.65(4) Extension of period of duration Building Regulations 2012 r.40 Extension of period of duration of time limited occupancy permit or building approval certificate (s.65)
Delegate:	**Chief Executive Officer**
Function: *This is a precis only. Delegates must act with full understanding of the legislation and conditions relevant to this delegation.*	1. Authority to require an applicant to provide any documentation or information required in order to determine an application [s.55]. 2. Authority to grant, refuse to grant or to modify an occupancy permit or building approval certificate [s.58]. 3. Authority to impose, add, vary or revoke conditions on an occupancy permit [s.62(1) and (3)]. 4. Authority to extend, or refuse to extend, the period in which an occupancy permit or modification or building approval certificate has effect [s.65(4) and r.40].
Council Conditions on this Delegation:	a. Decisions under this delegated authority should be either undertaken or informed by a person qualified in accordance with r.5 of the Building Regulations 2012.
Express Power to Sub-Delegate:	*Building Act 2011*: s.127(6A) Delegation: special permit authorities and local governments (powers of sub-delegation limited to CEO)

2.1.4 Designate Employees as Authorised Persons

Delegator: *Power / Duty assigned in legislation to:*	Permit Authority (Local Government)
Express Power to Delegate: *Power that enables a delegation to be made*	*Building Act 2011:* s.127(1) & (3) Delegation: special permit authorities and local government
Express Power or Duty Delegated:	*Building Act 2011*: s.96(3) authorised persons s.99(3) Limitation on powers of authorised person
Delegate:	**Chief Executive Officer**
Function: *This is a precis only. Delegates must act with full understanding of the legislation and conditions relevant to this delegation.*	1. Authority to designate an employee as an authorised person [s.96(3)]. 2. Authority to revoke or vary a condition of designation as an authorised person or give written notice to an authorised person limiting powers that may be exercised by that person [s.99(3)].
Council Conditions on this Delegation:	a. Decisions under this delegated authority should be in accordance with r.5 of the Building Regulations 2012. b. NOTE: An *authorised person* for the purposes of sections 96(3) and 99(3) is <u>not</u> an *approved officer* or *authorised officer* for the purposes of Building Reg. 70.
Express Power to Sub-Delegate:	*Building Act 2011*: s.127(6A) Delegation: special permit authorities and local governments (powers of sub-delegation limited to CEO)

2.1.5 Appoint approved officers and authorised officers

Delegator: *Power / Duty assigned in legislation to:*	Local Government
Express Power to Delegate: *Power that enables a delegation to be made*	*Building Act 2011:* s.127(1) & (3) Delegation: special permit authorities and local government
Express Power or Duty Delegated:	*Building Regulations 2012:* r.70 Approved officers and authorised officers
Delegate:	**Chief Executive Officer**
Function: *This is a precis only. Delegates must act with full understanding of the legislation and conditions relevant to this delegation.*	1. Authority to appoint an approved officer for the purposes of s.6(a) of the *Criminal Procedure Act 2004*, in accordance with Building Regulation 70(1) and (1A). *NOTE: Only employees delegated under s 5.44(1) of the Local Government Act 1995 with power under s.9.19 or s.9.20 may be appointed as "approved officers".* 2. Authority to appoint an authorised officer for the purposes of s.6(b) of the *Criminal Procedure Act 2004*, in accordance with Building Regulation 70(2). *NOTE: Only employees appointed under s 9.10 of the Local Government Act 1995 <u>and</u> authorised for the purpose of performing functions under s 9.16 of that Act may be appointed as "authorised officers" for the purposes of Building Regulation 70(2).*
Council Conditions on this Delegation:	Nil
Express Power to Sub-Delegate:	*Building Act 2011*: s.127(6A) Delegation: special permit authorities and local governments (powers of sub-delegation limited to CEO)

2.1.6 Building Orders

Delegator: *Power / Duty assigned in legislation to:*	Permit Authority (Local Government)
Express Power to Delegate: *Power that enables a delegation to be made*	*Building Act 2011:* s.127(1) & (3) Delegation: special permit authorities and local government
Express Power or Duty Delegated:	*Building Act 2011*: s.110(1) A permit authority may make a building order s.111(1) Notice of proposed building order other than building order (emergency) s.117(1) and (2) A permit authority may revoke a building order or notify that it remains in effect s.118(2) and (3) Permit authority may give effect to building order if non-compliance s.133(1) A permit authority may commence a prosecution for an offence against this Act
Delegate:	**Chief Executive Officer**
Function: *This is a precis only. Delegates must act with full understanding of the legislation and conditions relevant to this delegation.*	1. Authority to make Building Orders in relation to: a. Building work b. Demolition work c. An existing building or incidental structure [s.110(1)]. 2. Authority to give notice of a proposed building order and consider submissions received in response and determine actions [s.111(1)(c)]. 3. Authority to revoke a building order [s.117]. 4. If there is non-compliance with a building order, authority to cause an authorised person to: a. take any action specified in the order; or b. commence or complete any work specified in the order; or c. if any specified action was required by the order to cease, to take such steps as are reasonable to cause the action to cease [s.118(2)]. 5. Authority to take court action to recover as a debt, reasonable costs and expense incurred in doing anything in regard to non-compliance with a building order [s.118(3)]. 6. Authority to authorise a person to commence a prosecution for an offence against the *Building Act 2011* [s.133(1)(b)].
Council Conditions on this Delegation:	Nil
Express Power to Sub-Delegate:	*Building Act 2011*: s.127(6A) Delegation: special permit authorities and local governments (powers of sub-delegation limited to CEO)

2.1.7 Inspection and Copies of Building Records

Delegator: *Power / Duty assigned in legislation to:*	Permit Authority (Local Government)
Express Power to Delegate: *Power that enables a delegation to be made*	*Building Act 2011:* s.127(1) & (3) Delegation: special permit authorities and local government
Express Power or Duty Delegated:	*Building Act 2011*: s.131(2) Inspection, copies of building records
Delegate:	**Chief Executive Officer**
Function: *This is a precis only. Delegates must act with full understanding of the legislation and conditions relevant to this delegation.*	1. Authority to determine an application from an interested person to inspect and copy a building record [s.131(2)].
Council Conditions on this Delegation:	a. Only Interested persons can inspect building records – an interested person means — ii. an owner of the building or incidental structure to which the building record relates; or iii. a person who has the written consent of an owner mentioned in paragraph (a) to inspect, or receive a copy of, a building record relating to the owner; or iv. a person, or a person belonging to a prescribed class of persons.
Express Power to Sub-Delegate:	*Building Act 2011*: s.127(6A) Delegation: special permit authorities and local governments (powers of sub-delegation limited to CEO)

2.1.8 Referrals and Issuing Certificates

Delegator: *Power / Duty assigned in legislation to:*	Permit Authority (Local Government)
Express Power to Delegate: *Power that enables a delegation to be made*	*Building Act 2011:* s.127(1) & (3) Delegation: special permit authorities and local government
Express Power or Duty Delegated:	*Building Act 2011*: s.145A Local Government functions
Delegate:	**Chief Executive Officer**
Function: *This is a precis only. Delegates must act with full understanding of the legislation and conditions relevant to this delegation.*	1. Authority to refer uncertified applications under s.17(1) to a building surveyor who is not employed by the local government [s.145A(1)]. 2. Authority to issue a certificate for Design Compliance, Construction Compliance or Building Compliance whether or not the land subject of the application is located in the Shire of Donnybrook Balingup's District [s.145A(2)].
Council Conditions on this Delegation:	a. Decisions under this delegated authority should be either undertaken or informed by a person qualified in accordance with r.5 of the Building Regulations 2012.
Express Power to Sub-Delegate:	*Building Act 2011*: s.127(6A) Delegation: special permit authorities and local governments (powers of sub-delegation limited to CEO)

2.1.9 Private Pool Barrier – Alternative and Performance Solutions

Delegator: *Power / Duty assigned in legislation to:*	Permit Authority (Local Government)
Express Power to Delegate: *Power that enables a delegation to be made*	*Building Act 2011:* s.127(1) & (3) Delegation: special permit authorities and local government
Express Power or Duty Delegated:	*Building Regulations 2012*: r.51 Approvals by permit authority
Delegate:	**Chief Executive Officer**
Function: *This is a precis only. Delegates must act with full understanding of the legislation and conditions relevant to this delegation.*	1. Authority to approve requirements alternative to a fence, wall, gate or other component included in the barrier, if satisfied that the alternative requirements will restrict access by young children as effectively as if there were compliance with AS 1926.1 [r.51(2)] 2. Authority to approve a door for the purposes of compliance with AS 1926.1, where a fence or barrier would cause significant structural or other problem which is beyond the control of the owner / occupier or the pool is totally enclosed by a building or a fence or barrier between the building and pool would create a significant access problem for a person with a disability [r.51(3)] 3. Authority to approve a performance solution to a Building Code pool barrier requirement if satisfied that the performance solution complies with the relevant performance requirement [r.51(5)].
Council Conditions on this Delegation:	a. Decisions under this delegated authority should be either undertaken or informed by a person qualified in accordance with r.5 of the Building Regulations 2012.
Express Power to Sub-Delegate:	*Building Act 2011*: s.127(6A) Delegation: special permit authorities and local governments (powers of sub-delegation limited to CEO)

2.1.10 Smoke Alarms – Alternative Solutions

Delegator: *Power / Duty assigned in legislation to:*	Local Government
Express Power to Delegate: *Power that enables a delegation to be made*	*Building Act 2011:* s.127(1) & (3) Delegation: special permit authorities and local government
Express Power or Duty Delegated:	*Building Regulations 2012:* r.55 Terms Used (alternative building solution approval) r.61 Local Government approval of battery powered smoke alarms
Delegate:	**Chief Executive Officer**
Function: *This is a precis only. Delegates must act with full understanding of the legislation and conditions relevant to this delegation.*	1. Authority to approve alternative building solutions which meet the performance requirement of the Building Code relating to fire detection and early warning [r.55]. 2. Authority to approve or refuse to approve a battery powered smoke alarm and to determine the form of an application for such approval [r.61].
Council Conditions on this Delegation:	a. Decisions under this delegated authority should be either undertaken or informed by a person qualified in accordance with r.5 of the Building Regulations 2012.
Express Power to Sub-Delegate:	*Building Act 2011*: s.127(6A) Delegation: special permit authorities and local governments (powers of sub-delegation limited to CEO)

3 Bush Fires Act 1954 Delegations

3.1 Council to CEO, President and Bush Fire Control Officer

3.1.1 Make Request to FES Commissioner – Control of Fire

Delegator: *Power / Duty assigned in legislation to:*	Local Government
Express Power to Delegate: *Power that enables a delegation to be made*	*Bush Fires Act 1954:* s.48 Delegation by local government
Express Power or Duty Delegated:	*Bush Fires Act 1954:* s.13(4) Duties and powers of bush fire liaison officers
Delegate:	**Chief Executive Officer**
Function: *This is a precis only. Delegates must act with full understanding of the legislation and conditions relevant to this delegation.*	1. Authority to request on behalf of the Shire of Donnybrook Balingup that the FES Commissioner authorise the Bush Fire Liaison Officer or another person to take control of fire operations [s.13(4)].
Council Conditions on this Delegation:	Nil
Express Power to Sub-Delegate:	*Nil – Sub-delegation is prohibited by s.48(3)*

3.1.2 Prohibited Burning Times - Vary

Delegator: *Power / Duty assigned in legislation to:*	Local Government
Express Power to Delegate: *Power that enables a delegation to be made*	*Bush Fires Act 1954:* s.48 Delegation by local government s.17(10) Prohibited burning times may be declared by Minister (power of delegation to mayor or president and Chief Bush Fire Control Officer for ONLY powers under s.17(7) and (8))
Express Power or Duty Delegated:	*Bush Fires Act 1954:* s.17(7) Prohibited burning times may be declared by Minister *Bush Fire Regulations 1954:* r.15 Permit to burn (Act s.18), form of and apply for after refusal etc. r.38C Harvesters, power to prohibit use of on certain days in restricted or prohibited burning times r.39B Crop dusters etc., use of in restricted or prohibited burning times
Delegate:	**President and Chief Bush Fire Control Officer (jointly)**
Function: *This is a precis only. Delegates must act with full understanding of the legislation and conditions relevant to this delegation.*	1. Authority, where seasonal conditions warrant it, to determine a variation of the prohibited burning times, after consultation with an authorised CALM Act officer [s.17(7)].
Council Conditions on this Delegation:	a. Decisions under s.17(7) must be undertaken jointly by both the President and the Chief Bush Fire Control Officer and must comply with the procedural requirements of s.17(7B) and (8).
Express Power to Sub-Delegate:	*Nil – Sub-delegation is prohibited by s.48(3)*

3.1.3 Prohibited Burning Times – Control Activities

Delegator: *Power / Duty assigned in legislation to:*	Local Government
Express Power to Delegate: *Power that enables a delegation to be made*	*Bush Fires Act 1954:* s.48 Delegation by local government
Express Power or Duty Delegated:	*Bush Fires Act 1954:* s.17(7) Prohibited burning times may be declared by Minister s.27(2) and (3) Prohibition on use of tractors or engines except under certain conditions s.28(4) and (5) Occupier of land to extinguish bush fire occurring on own land *Bush Fire Regulations 1954:* r.15 Permit to burn (Act s.18), form of and apply for after refusal etc. r.38C Harvesters, power to prohibit use of on certain days in restricted or prohibited burning times r.39B Crop dusters etc., use of in restricted or prohibited burning times
Delegate:	**Chief Executive Officer**
Function: *This is a precis only. Delegates must act with full understanding of the legislation and conditions relevant to this delegation.*	1. Authority to determine permits to burn during prohibited burning times that have previously been refused by a Bush Fire Control Officer [r.15]. 2. Authority to declare that the use of any harvesting machinery on any land under crop during the whole or any part of any Sunday or public holiday in the whole or a specified part of the District during Restricted Burning Times is prohibited, unless written consent of a Bush Fire Control Officer is obtained [r.38C]. 3. Authority to determine, during a Prohibited Burning Time, if a firebreak around a landing ground for an aeroplane has been satisfactorily prepared [r.39B(2)]. 4. Authority to issue directions, during a Prohibited Burning Time, to a Bush Fire Control Officer, regarding matters necessary for the prevention of fire on land used as a landing ground for an aeroplane [r.39B(3)]. 5. Authority to prohibit the use of tractors, engines or self-propelled harvester, during a Prohibited Burning Times, and to give permission for use of same during the Restricted Burning Time subject to compliance with requirements specified in a notice [s.27(2) and (3)]. 6. Authority to recover the cost of measures taken by the Shire of Donnybrook Balingup or Bush Fire Control Officer, to extinguish a fire burning during Prohibited Burning Times, where the occupier of the land has failed to comply with requirements under s.28(1) to take all possible measures to extinguish a fire the land they occupy [s.28(4)], including authority to recover expenses in any court of competent jurisdiction [s.28(5)].
Council Conditions on this Delegation:	a. Decisions under s.17(7) must be undertake jointly by both the President and the Chief Bush Fire Control Officer and

	must comply with the procedural requirements of s.17(7B) and (8).
Express Power to Sub-Delegate:	*NIL – Sub-delegation is prohibited by s.48(3)*

3.1.4 Restricted Burning Times – Vary and Control Activities

Delegator: *Power / Duty assigned in legislation to:*	Local Government
Express Power to Delegate: *Power that enables a delegation to be made*	*Bush Fires Act 1954:* s.48 Delegation by local government
Express Power or Duty Delegated:	*Bush Fires Act 1954:* s.18(5), (11) Restricted burning times may be declared by FES Commissioner s.22(6) and (7) Burning on exempt land and land adjoining exempt land s.27(2) and (3) Prohibition on use of tractors or engines except under certain conditions s.28(4) and (5) Occupier of land to extinguish bush fire occurring on own land *Bush Fire Regulations 1954:* r.15 Permit to burn (Act s.18), form of and apply for after refusal etc. r.15C Local Government may prohibit burning on certain days r.38C Harvesters, power to prohibit use of on certain days in restricted or prohibited burning times r.39B Crop dusters etc., use of in restricted or prohibited burning times
Delegate:	**Chief Executive Officer**
Function: *This is a precis only. Delegates must act with full understanding of the legislation and conditions relevant to this delegation.*	1. Authority, where seasonal conditions warrant it and after consultation with an authorised CALM Act officer, to determine to vary the restricted burning times in respect of that year [s.18(5)]. a. Authority to determine to prohibit burning on Sundays or specified days that are public holidays in the District [r.15C]. 2. Authority, where a permitted burn fire escapes or is out of control in the opinion of the Bush Fire Control Officer or an officer of the Bush Fire Brigade, to determine to recoup bush fire brigade expenses arising from preventing extension of or extinguishing an out of control permitted burn [s.18(11)]. 3. Authority to determine permits to burn during restricted times that have previously been refused by a Bush Fire Control Officer [r.15]. 4. Authority to arrange with the occupier of exempt land, the occupier of land adjoining it and the Bush Fire Brigade to cooperate in burning firebreaks and require the occupier of adjoining land to provide by the date of the burning, ploughed or cleared fire-breaks parallel to the common boundary [s.22(6) and (7)]. 5. Authority to declare that the use of any harvesting machinery on any land under crop during the whole or any part of any Sunday or public holiday in the whole or a specified part of the District during Restricted Burning Times is prohibited, unless written consent of a Bush Fire Control Officer is obtained [r.38C].

	6. Authority to determine, during a Restricted Burning Time, if a firebreak around a landing ground for an aeroplane has been satisfactorily prepared [r.39B]. 7. Authority to issue directions, during a Restricted Burning Time, to a Bush Fire Control Officer, regarding matters necessary for the prevention of fire on land used as a landing ground for an aeroplane [r.39B (3)]. 8. Authority to prohibit the use of tractors, engines or self-propelled harvester, during a Restricted Burning Times, and to give permission for use of same during the Restricted Burning Time subject to compliance with requirements specified in a notice [s.27(2) and (3)]. 9. Authority to recover the cost of measures taken by the Shire of Donnybrook Balingup or Bush Fire Control Officer, to extinguish a fire burning during Restricted Burning Times, where the occupier of the land has failed to comply with requirements under s.28(1) to take all possible measures to extinguish a fire the land they occupy [s.28(4)], including authority to recover expenses in any court of competent jurisdiction [s.28(5)].
Council Conditions on this Delegation:	Nil
Express Power to Sub-Delegate:	*Nil – Sub-delegation is prohibited by s.48(3)*

3.1.5 Control of Operations Likely to Create Bush Fire Danger

Delegator: *Power / Duty assigned in legislation to:*	Local Government
Express Power to Delegate: *Power that enables a delegation to be made*	*Bush Fires Act 1954:* s.48 Delegation by local government
Express Power or Duty Delegated:	*Bush Fires Act 1954:* s.27D Requirements for carriage and deposit of incendiary material *Bush Fires Regulations 1954:* r.39C Welding and cutting apparatus, use of in open air r.39CA Bee smoker devices, use of in restricted or prohibited burning times etc. r.39D Explosives, use of r.39E Fireworks, use of
Delegate:	**Chief Executive Officer**
Function: *This is a precis only. Delegates must act with full understanding of the legislation and conditions relevant to this delegation.*	1. Authority to give directions to a Bush Fire Control Officer regarding matters necessary for the prevention of fire arising from: a. a person operating a bee smoker device during a prescribed period [r.39CA (5)]. b. a person operating welding apparatus, a power operated abrasive cutting disc [r.39C (3)]. c. a person using explosives [r.39D (2)]. d. a person using fireworks [r.39E (3) 2. Authority to determine directions or requirements for the carriage and deposit of incendiary materials (hot or burning ash, cinders, hot furnace refuse, or any combustible matter that is burning) [s.27D]. *Note: this authority is also prescribed to a Bush Fire Control Officer, a Bush Fire Liaison Officer or an authorised CALM Act officer*.
Council Conditions on this Delegation:	Nil
Express Power to Sub-Delegate:	*Nil – Sub-delegation is prohibited by s.48(3)*

3.1.6 Burning Garden Refuse / Open Air Fires

Delegator: *Power / Duty assigned in legislation to:*	Local Government
Express Power to Delegate: *Power that enables a delegation to be made*	*Bush Fires Act 1954:* s.48 Delegation by local government
Express Power or Duty Delegated:	*Bush Fires Act 1954:* s.24F Burning garden refuse during limited burning times s.24G Minister or local government may further restrict burning of garden refuse s.25 No fire to be lit in open air unless certain precautions taken s.25A Power of Minister to exempt from provisions of section 25 *Bush Fires Regulations 1954:* r.27(3) Permit, issue of
Delegate:	**Chief Executive Officer**
Function: *This is a precis only. Delegates must act with full understanding of the legislation and conditions relevant to this delegation.*	1. Authority to give written permission, during prohibited times and restricted times, for an incinerator located within 2m of a building or fence, only where satisfied it is not likely to create a fire hazard [s.24F(2)(b)(ii) and (4)]. 2. Authority to prohibit or impose restrictions on the burning of garden refuse that is otherwise permitted under s.24F [s.24G (2)]. a. Authority to issue directions to an authorised officer as to the manner in which or the conditions under which permits to burn plants or plant refuse shall be issued in the District [r.27(3) and r.33(5)]. b. Authority to prohibit (object to) the issuing of a permit for the burning of a proclaimed plan growing upon any land within the District [r.34]. 3. Authority to provide written approval, during prohibited times and restricted times, for fires to be lit for the purposes of: a. camping or cooking [s.25(1)(a)]. b. conversion of bus into charcoal or for the production of lime, in consultation with an authorised CALM Act officer [s.25(1)(b)]. 4. Authority to prohibit the lighting of fires in the open are for the purposes of camping or cooking for such period during the prohibited burning times as specified in a note published in the Gazette and newspaper circulating in the District and authority to vary such notice [s.25(1a) and (1b)]. 5. Authority to serve written notice on a person to whom an exemption has been given under s.25 for lighting a fire in open air, prohibiting that person from lighting a fire and to determine conditions on the notice [s.25A(5)].
Council Conditions on this Delegation:	Nil

Express Power to Sub-Delegate:	*Nil – Sub-delegation is prohibited by s.48(3)*

3.1.7 Firebreaks

Delegator: *Power / Duty assigned in legislation to:*	Local Government
Express Power to Delegate: *Power that enables a delegation to be made*	*Bush Fires Act 1954:* s.48 Delegation by local government
Express Power or Duty Delegated:	*Bush Fires Act 1954:* s.33 Local government may require occupier of land to plough or clear fire-breaks
Delegate:	**Chief Executive Officer**
Function: *This is a precis only. Delegates must act with full understanding of the legislation and conditions relevant to this delegation.*	1. Authority to give written notice to an owner or occupier of land or all owners or occupiers of land within the District, requiring: a. clearing of firebreaks as determined necessary and specified in the notice; and b. act in respect to anything which is on the land and is or is likely to be conducive to the outbreak of a bush fire or the spread or extension of a bush fire; and c. as a separate or coordinated action with any other person carry out similar actions [s.33(1)]. d. determine that these matters have been acted upon to the satisfaction of the Shire of Donnybrook Balingup. 2. Authority to direct a Bush Fire Control Officer or any other employee to enter onto the land of an owner or occupier to carry out the requisitions of the notice which have not been complied with [s.33(4)]. a. Authority to recover any costs and expenses incurred in doing the acts, matters or things required to carry out the requisitions of the notice [s.33(5)].
Council Conditions on this Delegation:	Nil
Express Power to Sub-Delegate:	*Nil – Sub-delegation is prohibited by s.48(3)*

3.1.8 Appoint Bush Fire Control Officer/s and Fire Weather Officer

Delegator: *Power / Duty assigned in legislation to:*	Local Government
Express Power to Delegate: *Power that enables a delegation to be made*	*Bush Fires Act 1954:* s.48 Delegation by local government
Express Power or Duty Delegated:	*Bush Fires Act 1954:* s.38 Local Government may appoint bush fire control officer
Delegate:	**Chief Executive Officer**
Function: *This is a precis only. Delegates must act with full understanding of the legislation and conditions relevant to this delegation.*	1. Authority to appoint persons to be Bush Fire Control Officers for the purposes of the Bush Fires Act 1954; and a. Of those Officers, appoint 2 as the Chief Bush Fire Control Officer and Deputy Chief Bush Fire Control Officer; and b. Determine the respective seniority of the other Bush Fire Officers so appointed [s.38(1)]. 2. Authority to issue directions to a Bush Fire Control Officer to burn on or at the margins of a road reserve under the care, control and management of the Shire of Donnybrook Balingup [s.38(5A)]. 3. Authority to appoint a Fire Weather Officer, selected from senior Bush Fire Control Officers previously appointed and where more than one Fire Weather Officer is appointed, define a part of the District in which each Fire Weather Officer shall have exclusive right to exercise the powers of s.38(17). [s.38(8) and (9)]. a. Authority to appoint deputy Fire Weather Officer/s as considered necessary and where two or more deputies are appointed, determine seniority [s.38(10)].
Council Conditions on this Delegation:	Nil
Express Power to Sub-Delegate:	*Nil – Sub-delegation is prohibited by s.48(3)*

3.1.9 Control and Extinguishment of Bush Fires

Delegator: *Power / Duty assigned in legislation to:*	Local Government
Express Power to Delegate: *Power that enables a delegation to be made*	*Bush Fires Act 1954:* s.48 Delegation by local government
Express Power or Duty Delegated:	*Bush Fires Act 1954:* s.46 Bush fire control officer or forest officer may postpone lighting fire
Delegate:	**Chief Executive Officer**
Function: *This is a precis only. Delegates must act with full understanding of the legislation and conditions relevant to this delegation.*	1. Authority to prohibit or postpose the lighting of a fire, despite a permit having been issued, where in the opinion of the Delegate the lighting of a fire would be or become a source of danger by escaping from the land on which it is proposed to be lit [s.46(1A)]. a. Where it is proposed that the fire will be lit on land within 3kms of the boundary of forest land, and an authorised CALM Act office is not available or has not exercised the power to prohibit or proposed a fire considered to become a source of danger, then the Delegate may make the decision [s.46(1B)].
Council Conditions on this Delegation:	Nil
Express Power to Sub-Delegate:	*Nil – Sub-delegation is prohibited by s.48(3)*

3.1.10 Recovery of Expenses Incurred through Contraventions of this Act

Delegator: *Power / Duty assigned in legislation to:*	Local Government
Express Power to Delegate: *Power that enables a delegation to be made*	*Bush Fires Act 1954:* s.48 Delegation by local government
Express Power or Duty Delegated:	*Bush Fires Act 1954:* s.58 General penalty and recovery of expenses incurred
Delegate:	**Chief Executive Officer**
Function: *This is a precis only. Delegates must act with full understanding of the legislation and conditions relevant to this delegation.*	1. Authority to recover expenses incurred as a result of an offence against the Bush Fires Act, being expenses incurred through the fulfilment of a duty or doing anything for which the Act empowered or required the Shire of Donnybrook Balingup or those on behalf of the Shire of Donnybrook Balingup to do [s.58].
Council Conditions on this Delegation:	Nil
Express Power to Sub-Delegate:	*Nil – Sub-delegation is prohibited by s.48(3)*

3.1.11 Prosecution of Offences

Delegator: *Power / Duty assigned in legislation to:*	Local Government
Express Power to Delegate: *Power that enables a delegation to be made*	*Bush Fires Act 1954:* s.59(3) Prosecution of offences
Express Power or Duty Delegated:	*Bush Fires Act 1954:* s.59 Prosecution of offences s.59A(2) Alternative procedure – infringement notices
Delegate:	**Chief Executive Officer** **Director Operations** **Manager Works and Services** **Senior Ranger** **Ranger**
Function: *This is a precis only. Delegates must act with full understanding of the legislation and conditions relevant to this delegation.*	1. Authority to institute and carry on proceedings against a person for an offence alleged to be committed against this Act [s.59]. 2. Authority to serve an infringement notice for an offence against this Act [s.59A(2)].
Council Conditions on this Delegation:	1. Section 59A Alternative Procedure – Infringement Notices of the Act must be complied with. 2. CEO authorised for both Functions 1 & 2. 3. Director Operations, Manager Works and Services, Senior Ranger and Ranger authorised for Function 2 (infringement notices) only.
Express Power to Sub-Delegate:	*Nil – Sub-delegation is prohibited by s.48(3)*

4 Cat Act 2011 Delegations

4.1 Council to CEO

4.1.1 Cat Registrations

Delegator: *Power / Duty assigned in legislation to:*	Local Government
Express Power to Delegate: *Power that enables a delegation to be made*	*Cat Act 2011:* s.44 Delegation by local government
Express Power or Duty Delegated:	*Cat Act 2011*: s.9 Registration s.10 Cancellation of registration s.11 Registration numbers, certificates and tags *Cat Regulations 2012* Schedule 3, cl.1(4) Fees Payable
Delegate:	**Chief Executive Officer**
Function: *This is a precis only. Delegates must act with full understanding of the legislation and conditions relevant to this delegation.*	1. Authority to grant, or refuse to grant, a cat registration or renewal of a cat registration [s.9(1)]. 2. Authority to refuse to consider an application for registration or renewal where an applicant does not comply with a requirement to give any document or information required to determine the application [s.9(6)]. 3. Authority to cancel a cat registration [s.10]. 4. Authority to give the cat owner a new registration certificate or tag, if satisfied that the original has been stolen, lost, damaged or destroyed [s.11(2)]. 5. Authority to reduce or waive a registration or approval to breed fee, in respect of any individual cat or any class of cats within the Shire of Donnybrook Balingup's District [Regs. Sch. 3 cl.1(4)].
Council Conditions on this Delegation:	a. Notices of decisions must include advice as to Objection and Review rights in accordance with Part 4, Division 5 of the *Cat Act 2011*.
Express Power to Sub-Delegate:	*Cat Act 2011:* s.45 Delegation by CEO of local government

4.1.2 Cat Control Notices

Delegator: *Power / Duty assigned in legislation to:*	Local Government
Express Power to Delegate: *Power that enables a delegation to be made*	*Cat Act 2011:* s.44 Delegation by local government
Express Power or Duty Delegated:	*Cat Act 2011*: s.26 Cat control notice may be given to cat owner
Delegate:	**Chief Executive Officer**
Function: *This is a precis only. Delegates must act with full understanding of the legislation and conditions relevant to this delegation.*	1. Authority to give a cat control notice to a person who is the owner of a cat ordinarily kept within the Shire of Donnybrook Balingup's District [s.26].
Council Conditions on this Delegation:	Nil
Express Power to Sub-Delegate:	*Cat Act 2011:* s.45 Delegation by CEO of local government

4.1.3 Approval to Breed Cats

Delegator: *Power / Duty assigned in legislation to:*	Local Government
Express Power to Delegate: *Power that enables a delegation to be made*	*Cat Act 2011:* s.44 Delegation by local government
Express Power or Duty Delegated:	*Cat Act 2011*: s.37 Approval to Breed Cats s.38 Cancellation of approval to breed cats s.39 Certificate to be given to approved cat breeder
Delegate:	**Chief Executive Officer**
Function: *This is a precis only. Delegates must act with full understanding of the legislation and conditions relevant to this delegation.*	1. Authority to grant or refuse to grant approval or renew an approval to breed cats [s.37(1) and (2)]. 2. Authority to refuse to consider an application for registration or renewal where an applicant does not comply with a requirement to give any document or information required to determine the application [s.37(4)]. 3. Authority to cancel an approval to breed cats [s.38]. 4. Authority to give an approved breeder a new certificate or tag, if satisfied that the original has been stolen, lost, damaged or destroyed [s.39(2)].
Council Conditions on this Delegation:	a. Notices of decisions must include advice as to Objection and Review rights in accordance with Part 4, Division 5 of the *Cat Act 2011*. b. The officer that approved an application to breed cats cannot cancel the approval.
Express Power to Sub-Delegate:	*Cat Act 2011:* s.45 Delegation by CEO of local government

4.1.4 Recovery of Costs – Destruction of Cats

Delegator: *Power / Duty assigned in legislation to:*	Local Government
Express Power to Delegate: *Power that enables a delegation to be made*	*Cat Act 2011:* s.44 Delegation by local government
Express Power or Duty Delegated:	*Cat Act 2011*: s.49(3) Authorised person may cause cat to be destroyed
Delegate:	**Chief Executive Officer**
Function: *This is a precis only. Delegates must act with full understanding of the legislation and conditions relevant to this delegation.*	1. Authority to recover the amount of the costs associated with the destruction and the disposal of a cat [s.49(3)].
Council Conditions on this Delegation:	Nil
Express Power to Sub-Delegate:	*Cat Act 2011:* s.45 Delegation by CEO of local government

4.1.5 Authorise a person to perform Specified functions under the Cat Act 2011

Delegator: *Power / Duty assigned in legislation to:*	Local Government
Express Power to Delegate: *Power that enables a delegation to be made*	*Cat Act 2011:* s.44 Delegation by local government
Express Power or Duty Delegated:	*Cat Act 2011*: s.73 Prosecutions
Delegate:	**Chief Executive Officer**
Function: *This is a precis only. Delegates must act with full understanding of the legislation and conditions relevant to this delegation.*	1. Authority to authorise a person to commence a prosecution for an offence against the *Cat Act 2011* and the Shire of Donnybrook Balingup Cat Local Law 2016 [s.73(1)(b) & (2)(b)
Council Conditions on this Delegation:	Nil
Express Power to Sub-Delegate:	*Cat Act 2011:* s.45 Delegation by CEO of local government

4.1.6 Applications to Keep Additional Cats

Delegator: *Power / Duty assigned in legislation to:*	Local Government
Express Power to Delegate: *Power that enables a delegation to be made*	*Cat Act 2011:* s.44 Delegation by local government
Express Power or Duty Delegated:	*Cat (Uniform Local Provisions) Regulations 2013*: r.8 Application to keep additional number of cats r.9 Grant of approval to keep additional number of cats
Delegate:	**Chief Executive Officer**
Function: *This is a precis only. Delegates must act with full understanding of the legislation and conditions relevant to this delegation.*	1. Authority to require any document or additional information required to determine an application [r.8(3)] 2. Authority to refuse to consider an application if the applicant does not comply with a requirement to provide any document or information required to determine an application [r.8(4)]. 3. Authority to grant or refuse approval for additional number of cats specified in an application to be kept at the prescribed premises and to determine any condition reasonably necessary to ensure premises are suitable for the additional number of cats [r.9].
Council Conditions on this Delegation:	a. Notices of decisions must include advice as to Review rights in accordance with r.11 of the *Cat (Uniform Local Provisions) Regulations 2013*. b. Decisions are to be made based on the advice received from the Senior Ranger, Ranger. c. Neighbour consultation must be undertaken.
Express Power to Sub-Delegate:	*Cat Act 2011:* s.45 Delegation by CEO of local government

4.1.7 Reduce or Waiver Registration Fee

Delegator: *Power / Duty assigned in legislation to:*	Local Government
Express Power to Delegate: *Power that enables a delegation to be made*	*Cat Act 2011:* s.44 Delegation by local government
Express Power or Duty Delegated:	*Cat Regulations 2012*: Schedule 3 Fees clause 1(4)
Delegate:	**Chief Executive Officer**
Function: *This is a precis only. Delegates must act with full understanding of the legislation and conditions relevant to this delegation.*	1. Authority to reduce or waiver a fee payable under Schedule 3 clauses (2) or (3) in respect to any individual cat.
Council Conditions on this Delegation:	This delegation does not provide authority to determine to reduce or waiver the fees payable in regard to any class of cat within the District. This matter requires a Council decision in accordance with s.6.16, 6.17 and 6.18 of the *Local Government Act 1995*.
Express Power to Sub-Delegate:	*Cat Act 2011:* s.45 Delegation by CEO of local government

5 Dog Act 1976 Delegations

5.1 Dog Act Delegations Council to CEO

5.1.1 Appoint Registration Officer

Delegator: *Power / Duty assigned in legislation to:*	Local Government
Express Power to Delegate: *Power that enables a delegation to be made*	*Dog Act 1976:* s.10AA Delegation of local government powers and duties
Express Power or Duty Delegated:	*Dog Act 1976*: s.3 Terms Used (*Registration officer means a person authorised by the local government to effect the registration of dogs pursuant to this Act*)
Delegate:	**Chief Executive Officer**
Function: *This is a precis only. Delegates must act with full understanding of the legislation and conditions relevant to this delegation.*	1. Authority to authorise a person for the purposes of performing the prescribed office of Registration Officer under the Dog Act 1976 [s.3].
Council Conditions on this Delegation:	a. The Chief Executive Officer permitted to sub-delegate to employees [s.10AA(3)]. b. A register of Authorisations is to be maintained as a Local Government Record. c. Only persons who are appropriately trained may be appointed as Authorised persons. d. Authorisations are to be provided in writing by issuing a Certificate of Authorisation.
Express Power to Sub-Delegate:	*Dog Act 1976:* s.10AA(3) Delegation of local government powers and duties (NOTE – sub-delegation only permitted where delegation to the CEO expressly authorises sub-delegation)

5.1.2 Grant Exemption as to Number of Dogs Kept at Premises

Delegator: *Power / Duty assigned in legislation to:*	Local Government
Express Power to Delegate: *Power that enables a delegation to be made*	*Dog Act 1976:* s.10AA Delegation of local government powers and duties
Express Power or Duty Delegated:	*Dog Act 1976*: s.26(3) Limitation as to numbers
Delegate:	**Chief Executive Officer**
Function: *This is a precis only. Delegates must act with full understanding of the legislation and conditions relevant to this delegation.*	1. Authority to approve, and determine conditions that apply to, an exemption as to the limit to the number of dogs that can be kept at a premises [s.26(3)].
Council Conditions on this Delegation:	a. The Chief Executive Officer may further delegate (sub-delegate) to employees which the CEO has determined as being suitably capable of fulfilling the powers and duties contained in this Delegation [s.10AA(3)]. b. Decisions under this delegation must comply with the relevant provisions of the Dog Act 1976 and the Shire of Donnybrook Balingup Dogs Local Law, including: • Consider and be satisfied that for any particular premises the provisions of the Dog Act 1976 relating to kennel establishments need not be applied in the circumstances [s.26(3)]. • Apply the provisions of s.26(4). c. Conditions that must be applied to an approved exemption, include: • Fencing at the premises must be adequate and maintained to prevent the dogs from leaving the premises, to the satisfaction of the CEO. • Registrations for each dog subject of the approved exemption must be current and maintained. • An exemption applies only to the dogs registered and listed in the approval and as such cannot be transferred to another dog. d. Prior to granting an exemption the following must be undertaken: i. An application for exemption must be made and paid for by the applicant; ii. A Ranger must inspect the proposed property and be satisfied with the property being suitable for the management of the amount of proposed dogs; iii. Neighbour consultation must be undertaken, and any objections being received given due consideration; iv. The request not exceeding any of the maximum requirements outlined in the Act.

	v. Written advice from the Ranger received providing a recommendation and comment on any previous issues relating to the property or animals on the property.
Express Power to Sub-Delegate:	*Dog Act 1976:* s.10AA(3) Delegation of local government powers and duties (NOTE – sub-delegation only permitted where delegation to the CEO expressly authorises sub-delegation)

5.1.3 Part Payment of Sterilisation Costs / Directions to Veterinary Surgeons

Delegator: *Power / Duty assigned in legislation to:*	Local Government
Express Power to Delegate: *Power that enables a delegation to be made*	*Dog Act 1976:* s.10AA Delegation of local government powers and duties
Express Power or Duty Delegated:	*Dog Act 1976*: s.10A Payments to veterinary surgeons towards costs of sterilisation
Delegate:	**Chief Executive Officer**
Function: *This is a precis only. Delegates must act with full understanding of the legislation and conditions relevant to this delegation.*	1. Authority to determine where a resident who is the owner of a registered dog, would suffer hardship in paying the whole of the cost of sterilisation and determine to pay part of such costs to a maximum value of 50% [s.10A(1)(a) and (3)]. 2. Authority to give written directions to a veterinary surgeon to be complied with as a condition of part payment of the cost of sterilisation [s.10A(1)(b) and (2)].
Council Conditions on this Delegation:	a. The Chief Executive Officer may further delegate (sub-delegate) to employees which the CEO has determined as being suitably capable of fulfilling the powers and duties contained in this Delegation [s. 10AA(3)].
Express Power to Sub-Delegate:	*Dog Act 1976:* s.10AA(3) Delegation of local government powers and duties (NOTE – sub-delegation only permitted where delegation to the CEO expressly authorises sub-delegation).

5.1.4 Refuse or Cancel Registration

Delegator: *Power / Duty assigned in legislation to:*	Local Government
Express Power to Delegate: *Power that enables a delegation to be made*	*Dog Act 1976:* s.10AA Delegation of local government powers and duties
Express Power or Duty Delegated:	*Dog Act 1976*: s.15(2) and (4A) Registration periods and fees s.16(3) Registration procedure s.17A(2) If no application for registration made s.17(4) and (6) Refusal or cancellation of registration
Delegate:	**Chief Executive Officer**
Function: *This is a precis only. Delegates must act with full understanding of the legislation and conditions relevant to this delegation.*	1. Authority to determine to refuse a dog registration and refund the fee, if any [s.16(2)]. 2. Authority to direct the registration officer to refuse to effect or renew or to cancel the registration of a dog, and to give notice of such decisions, where: i. the applicant, owner or registered owner has been convicted of an offence or paid a modified penalty within the past 3-years in respect of 2 or more offences against this Act, the *Cat Act 2011* or the *Animal Welfare Act 2002*; or ii. the dog is determined to be destructive, unduly mischievous or to be suffering from a contagious or infectious disease; or iii. the delegate is not satisfied that the dog is or will be effectively confined in or at premises where the dog is ordinarily kept; iv. the dog is required to be microchipped but is not microchipped; or v. the dog is a dangerous dog [s.16(3) and s.17A(2)]. 3. Authority to discount or waive a registration fee, including a concessional fee, for any individual dog or any class of dogs within the Shire of Donnybrook Balingup's District [s15(4A)]. 4. Authority to apply to a Justice of the Peace for an order to seize a dog where, following a decision to refuse or cancel a registration and the applicant / owner has not applied to the State Administration Tribunal for the decision to be reviewed. [s.17(4)]. i. Authority, following seizure, to determine to cause the dog to be detained or destroyed or otherwise disposed of as though it had be found in contravention of section 31, 32 or 33A and had not been claimed [s.17(6)].
Council Conditions on this Delegation:	a. The Chief Executive Officer may further delegate (sub-delegate) to employees which the CEO has determined as being suitably capable of fulfilling the powers and duties contained in this Delegation [s.10AA(3)].

	b. Maximum discount given per annum is 50%.
Express Power to Sub-Delegate:	*Dog Act 1976:* s.10AA(3) Delegation of local government powers and duties (NOTE – sub-delegation only permitted where delegation to the CEO expressly authorises sub-delegation).

5.1.5 Kennel Establishments

Delegator: *Power / Duty assigned in legislation to:*	Local Government
Express Power to Delegate: *Power that enables a delegation to be made*	*Dog Act 1976:* s.10AA Delegation of local government powers and duties
Express Power or Duty Delegated:	*Dog Act 1976*: s.27 Licensing of approved kennel establishments
Delegate:	**Chief Executive Officer**
Function: *This is a precis only. Delegates must act with full understanding of the legislation and conditions relevant to this delegation.*	1. Authority to grant, refuse to grant or cancel a kennel licence [s.27(4) and (6)].
Council Conditions on this Delegation:	a. The Chief Executive Officer may further delegate (sub-delegate) to employees which the CEO has determined as being suitably capable of fulfilling the powers and duties contained in this Delegation [s.10AA(3)]. b. Application processing and decisions made under this delegation are to comply with the Shire of Donnybrook Balingup Dogs Local Law (Consolidated 2017).
Express Power to Sub-Delegate:	*Dog Act 1976:* s.10AA(3) Delegation of local government powers and duties (NOTE – sub-delegation only permitted where delegation to the CEO expressly authorises sub-delegation).

5.1.6 Recovery of Moneys Due Under this Act

Delegator: *Power / Duty assigned in legislation to:*	Local Government
Express Power to Delegate: *Power that enables a delegation to be made*	*Dog Act 1976:* s.10AA Delegation of local government powers and duties
Express Power or Duty Delegated:	*Dog Act 1976*: s.29(5) Power to seize dogs
Delegate:	**Chief Executive Officer**
Function: *This is a precis only. Delegates must act with full understanding of the legislation and conditions relevant to this delegation.*	1. Authority to recover moneys, in a court of competent jurisdiction, due in relation to a dog for which the owner is liable [s.29(5)].
Council Conditions on this Delegation:	a. The Chief Executive Officer may further delegate (sub-delegate) to employees which the CEO has determined as being suitably capable of fulfilling the powers and duties contained in this Delegation [s.10AA(3)].
Express Power to Sub-Delegate:	*Dog Act 1976:* s.10AA(3) Delegation of local government powers and duties (NOTE – sub-delegation only permitted where delegation to the CEO expressly authorises sub-delegation).

5.1.7 Dispose of or Sell Dogs Liable to be Destroyed

Delegator: *Power / Duty assigned in legislation to:*	Local Government
Express Power to Delegate: *Power that enables a delegation to be made*	*Dog Act 1976:* s.10AA Delegation of local government powers and duties
Express Power or Duty Delegated:	*Dog Act 1976*: s.29(11) Power to seize dogs
Delegate:	**Chief Executive Officer**
Function: *This is a precis only. Delegates must act with full understanding of the legislation and conditions relevant to this delegation.*	1. Authority to dispose of or sell a dog which is liable to be destroyed [s.29(11)].
Council Conditions on this Delegation:	a. The Chief Executive Officer may further delegate (sub-delegate) to employees which the CEO has determined as being suitably capable of fulfilling the powers and duties contained in this Delegation [s.10AA(3)]. b. Proceeds from the sale of dogs are to be directed into the Municipal Fund.
Express Power to Sub-Delegate:	*Dog Act 1976:* s.10AA(3) Delegation of local government powers and duties (NOTE – sub-delegation only permitted where delegation to the CEO expressly authorises sub-delegation).

5.1.8 Declare Dangerous Dog

Delegator: *Power / Duty assigned in legislation to:*	Local Government
Express Power to Delegate: *Power that enables a delegation to be made*	*Dog Act 1976:* s.10AA Delegation of local government powers and duties
Express Power or Duty Delegated:	*Dog Act 1976*: s.33E(1) Individual dog may be declared to be dangerous dog (declared)
Delegate:	**Chief Executive Officer**
Function: *This is a precis only. Delegates must act with full understanding of the legislation and conditions relevant to this delegation.*	1. Authority to declare an individual dog to be a dangerous dog [s.33E(1)].
Council Conditions on this Delegation:	a. The Chief Executive Officer may further delegate (sub-delegate) to employees which the CEO has determined as being suitably capable of fulfilling the powers and duties contained in this Delegation [s.10AA(3)].
Express Power to Sub-Delegate:	*Dog Act 1976:* s.10AA(3) Delegation of local government powers and duties (NOTE – sub-delegation only permitted where delegation to the CEO expressly authorises sub-delegation).

5.1.9 Dangerous Dog Declared or Seized – Deal with Objections and Determine when to Revoke

Delegator: *Power / Duty assigned in legislation to:*	Local Government
Express Power to Delegate: *Power that enables a delegation to be made*	*Dog Act 1976:* s.10AA Delegation of local government powers and duties
Express Power or Duty Delegated:	*Dog Act 1976*: s.33F(6) Owners to be notified of making of declaration s.33G(4) Seizure and destruction s.33H(1), (2) and (5)Local government may revoke declaration or proposal to destroy
Delegate:	**Chief Executive Officer**
Function: *This is a precis only. Delegates must act with full understanding of the legislation and conditions relevant to this delegation.*	1. Authority to consider and determine to either dismiss or uphold an objection to the declaration of a dangerous dog [s.33F(6)]. 2. Authority to consider and determine to either dismiss or uphold an objection to seizure of a dangerous dog [s.33G(4)]. 3. Authority to revoke a declaration of a dangerous dog or revoke notice proposing to cause a dog to be destroyed, only where satisfied that the dog can be kept without likelihood of any contravention of this Act [s.33H(1)] i. Authority to, before dealing with an application to revoke a declaration or notice, require the owner of the dog to attend with the dog a course in behaviour and training or otherwise demonstrate a change in the behaviour of the dog [s.33H(2)].
Council Conditions on this Delegation:	a. The Chief Executive Officer may further delegate (sub-delegate) to employees which the CEO has determined as being suitably capable of fulfilling the powers and duties contained in this Delegation [s.10AA(3)]. b. Delegation of the s.33F power to deal with an objection to a dangerous dog declaration **should not** be delegated to the same person / position who is delegated / authorised to exercise s.33E powers enabling the declaration of a dangerous dog. – See 5.1.8.
Express Power to Sub-Delegate:	*Dog Act 1976:* s.10AA(3) Delegation of local government powers and duties (NOTE – sub-delegation only permitted where delegation to the CEO expressly authorises sub-delegation).

5.1.10 Deal with Objection to Notice to Revoke Dangerous Dog Declaration or Destruction Notice

Delegator: *Power / Duty assigned in legislation to:*	Local Government
Express Power to Delegate: *Power that enables a delegation to be made*	*Dog Act 1976:* s.10AA Delegation of local government powers and duties
Express Power or Duty Delegated:	*Dog Act 1976*: s.33H(5) Local government may revoke declaration or proposal to destroy
Delegate:	**Chief Executive Officer**
Function: *This is a precis only. Delegates must act with full understanding of the legislation and conditions relevant to this delegation.*	1. Authority to consider and determine to either dismiss or uphold an objection to a decision to revoke [s.33H(5)]: (a) a notice declaring a dog to be dangerous; or (b) a notice proposing to cause a dog to be destroyed.
Council Conditions on this Delegation:	a. The Chief Executive Officer may further delegate (sub-delegate) to employees which the CEO has determined as being suitably capable of fulfilling the powers and duties contained in this Delegation. b. Delegation of the s.33H(5) power to deal with an objection **should not** be delegated to the same person / position who is delegated / authorised to exercise s.33H(1) and (2).
Express Power to Sub-Delegate:	*Dog Act 1976:* s.10AA(3) Delegation of local government powers and duties (NOTE – sub-delegation only permitted where delegation to the CEO expressly authorises sub-delegation)

5.1.11 Determine Recoverable Expenses for Dangerous Dog Declaration

Delegator: *Power / Duty assigned in legislation to:*	Local Government
Express Power to Delegate: *Power that enables a delegation to be made*	*Dog Act 1976:* s.10AA Delegation of local government powers and duties
Express Power or Duty Delegated:	*Dog Act 1976*: s.33M(1)(a) Local Government expenses to be recoverable
Delegate:	**Chief Executive Officer**
Function: *This is a precis only. Delegates must act with full understanding of the legislation and conditions relevant to this delegation.*	1. Authority to determine the reasonable charge to be paid by an owner at the time of payment of the registration fee under s.15, up to any maximum amount prescribed, having regard to the expenses incurred by the Local Government in making inquiries, investigations and inspections concerning the behaviour of a dog declared to be dangerous [s.33H(5)].
Council Conditions on this Delegation:	a. The Chief Executive Officer may further delegate (sub-delegate) to employees which the CEO has determined as being suitably capable of fulfilling the powers and duties contained in this Delegation [s.10AA(3)]. b. Delegation does not include s.33M(1)(b) as the setting of a fixed fee occurs by Council resolution in accordance with s.6.16 of the *Local Government Act 1995*.
Express Power to Sub-Delegate:	*Dog Act 1976:* s.10AA(3) Delegation of local government powers and duties (NOTE – sub-delegation only permitted where delegation to the CEO expressly authorises sub-delegation).

6 Food Act 2008 Delegations

Note that any references to CEO in the *Food Act 2008* mean the CEO of the Department of Health. Therefore, no powers or duties are assigned to the CEO of a Local Government within this Act.

6.1 Council to CEO

6.1.1 Determine Compensation

Delegator: *Power / Duty assigned in legislation to:*	Local Government
Express Power to Delegate: *Power that enables a delegation to be made*	*Food Act 2008:* s.118Functions of enforcement agencies and delegation (2)(b) Enforcement agency may delegate a function conferred on it (3) Delegation subject to conditions [s.119] and guidelines adopted [s.120] (4) Sub-delegation permissible only if expressly provided in regulations
Express Power or Duty Delegated:	*Food Act 2008*: s.56(2) Compensation to be paid in certain circumstances s.70(2) and (3) Compensation
Delegate:	**Chief Executive Officer**
Function: *This is a precis only. Delegates must act with full understanding of the legislation and conditions relevant to this delegation.*	1. Authority to determine applications for compensation in relation to any item seized, if no contravention has been committed and the item cannot be returned [s.56(2)]. 2. Authority to determine an application for compensation from a person on whom a prohibition notice has been served and who has suffered loss as the result of the making of the order and who considers that there were insufficient grounds for making the order [s.70(2) and (3)].
Council Conditions on this Delegation:	a. In accordance with s.118(3)(b), this delegation is subject to relevant Department of Health CEO Guidelines, as amended from time to time. b. Compensation under this delegation may only be determined upon documented losses up to a maximum of $500. Compensation requests above this value are to be reported to Council.
Express Power to Sub-Delegate:	NIL – Food Regulations 2009 do not provide for sub-delegation.

6.1.2 Prohibition Orders

Delegator: *Power / Duty assigned in legislation to:*	Local Government
Express Power to Delegate: *Power that enables a delegation to be made*	*Food Act 2008:* s.118Functions of enforcement agencies and delegation (2)(b) Enforcement agency may delegate a function conferred on it (3) Delegation subject to conditions [s.119] and guidelines adopted [s.120] (4) Sub-delegation permissible only if expressly provided in regulations
Express Power or Duty Delegated:	*Food Act 2008*: s.65(1) Prohibition orders s.66 Certificate of clearance to be given in certain circumstances s.67(4) Request for re-inspection
Delegate:	**Chief Executive Officer** **Principal Environmental Health Officer** **Environmental Health Officer**
Function: *This is a precis only. Delegates must act with full understanding of the legislation and conditions relevant to this delegation.*	1. Authority to serve a prohibition order on the proprietor of a food business in accordance with s.65 of the Food Act 2008 [s.65(1)]. 2. Authority to give a certificate of clearance, where inspection demonstrates compliance with a prohibition order and any relevant improvement notices [s.66]. 3. Authority to give written notice to proprietor of a food business on whom a prohibition order has been served of the decision not to give a certificate of clearance after an inspection [s.67(4)].
Council Conditions on this Delegation:	a. In accordance with s.118(3)(b), this delegation is subject to relevant Department of Health CEO Guidelines, as amended from time to time.
Express Power to Sub-Delegate:	Nil – Food Regulations 2009 do not provide for sub-delegation.

6.1.3 Food Business Registrations

Delegator: *Power / Duty assigned in legislation to:*	Local Government
Express Power to Delegate: *Power that enables a delegation to be made*	*Food Act 2008:* s.118Functions of enforcement agencies and delegation (2)(b) Enforcement agency may delegate a function conferred on it (3) Delegation subject to conditions [s.119] and guidelines adopted [s.120] (4) Sub-delegation permissible only if expressly provided in regulations
Express Power or Duty Delegated:	*Food Act 2008*: s.110(1) and (5) Registration of food business s.112 Variation of conditions or cancellation of registration of food businesses
Delegate:	**Chief Executive Officer** **Principal Environmental Health Officer** **Environmental Health Officer**
Function: *This is a precis only. Delegates must act with full understanding of the legislation and conditions relevant to this delegation.*	1. Authority to consider applications and determine registration of a food business and grant the application with or without conditions or refuse the registration [s.110(1) and (5)]. 2. Authority to vary the conditions or cancel the registration of a food business [s.112].
Council Conditions on this Delegation:	a. In accordance with s.118(3)(b), this delegation is subject to relevant Department of Health CEO Guidelines, as amended from time to time, including but not limited to: • Food Act 2008 Regulatory Guideline No.1 Introduction of Regulatory Food Safety Auditing in WA • Food Unit Fact Sheet 8 – Guide to Regulatory Guideline No.1 • WA Priority Classification System • Verification of Food Safety Program Guideline
Express Power to Sub-Delegate:	Nil – Food Regulations 2009 do not provide for sub-delegation.

6.1.4 Appoint Authorised Officers and Designated Officers

Delegator: *Power / Duty assigned in legislation to:*	Local Government
Express Power to Delegate: *Power that enables a delegation to be made*	*Food Act 2008:* s.118Functions of enforcement agencies and delegation (2)(b) Enforcement agency may delegate a function conferred on it (3) Delegation subject to conditions [s.119] and guidelines adopted [s.120] (4) Sub-delegation permissible only if expressly provided in regulations
Express Power or Duty Delegated:	*Food Act 2008*: s.122(1) Appointment of authorised officers s.126(6), (7) and (13) Infringement Officers
Delegate:	**Chief Executive Officer** **Director Operations**
Function: *This is a precis only. Delegates must act with full understanding of the legislation and conditions relevant to this delegation.*	1. Authority to appoint a person to be an authorised officer for the purposes of the Food Act 2008 [s.122(2)]. 2. Authority to appoint an Authorised Officer appointed under s.122(2) of this Act or the s.24(1) of the *Public Health Act 2016,* to be a Designated Officer for the purposes of issuing Infringement Notices under the *Food Act 2008* [s.126(13)]. 3. Authority to appoint an Authorised Officer to be a Designated Officer (who is prohibited by s.126(13) from also being a Designated Officer for the purpose of issuing infringements), for the purpose of extending the time for payment of modified penalties [s.126(6)] and determining withdrawal of an infringement notice [s.126(7).
Council Conditions on this Delegation:	a. In accordance with s.118(3)(b), this delegation is subject to relevant Department of Health CEO Guidelines, as amended from time to time, including but not limited to: • Appointment of Authorised Officers as Meat Inspectors • Appointment of Authorised Officers • Appointment of Authorised Officers – Designated Officers only • Appointment of Authorised Officers – Appointment of persons to assist with the discharge of duties of an Authorised Officer b. The CEO is to keep a Register of Authorisations as per [s.1.22(3)]; c. The CEO is to keep a copy of the certificate of authorisation [s.123] and ID card, produced by Governance for any persons being authorised under this delegation.
Express Power to Sub-Delegate:	Nil – Food Regulations 2009 do not provide for sub-delegation.

6.1.5 Debt Recovery and Prosecutions

Delegator: *Power / Duty assigned in legislation to:*	Local Government
Express Power to Delegate: *Power that enables a delegation to be made*	*Food Act 2008:* s.118Functions of enforcement agencies and delegation (2)(b) Enforcement agency may delegate a function conferred on it (3) Delegation subject to conditions [s.119] and guidelines adopted [s.120] (4) Sub-delegation permissible only if expressly provided in regulations
Express Power or Duty Delegated:	*Food Act 2008*: s.54 Cost of destruction or disposal of forfeited item s.125 Institution of proceedings
Delegate:	**Chief Executive Officer** **Director Operations** **Principal Environmental Health Officer** **Environmental Health Officer**
Function: *This is a precis only. Delegates must act with full understanding of the legislation and conditions relevant to this delegation.*	1. Authority to recover costs incurred in connection with the lawful destruction or disposal of an item (seized) including any storage costs [s.54(1)] and the costs of any subsequent proceedings in a court of competent jurisdiction [s.54(3). 2. Authority to institute proceedings for an offence under the *Food Act 2008* [s.125].
Council Conditions on this Delegation:	a. In accordance with s.118(3)(b), this delegation is subject to relevant Department of Health CEO Guidelines, as amended from time to time. b. CEO to be informed prior to instituting legal action.
Express Power to Sub-Delegate:	Nil – Food Regulations 2009 do not provide for sub-delegation.

6.1.6 Abattoir Inspections and Fees

Delegator: *Power / Duty assigned in legislation to:*	Local Government
Express Power to Delegate: *Power that enables a delegation to be made*	*Food Act 2008:* s.118Functions of enforcement agencies and delegation (2)(b) Enforcement agency may delegate a function conferred on it (3) Delegation subject to conditions [s.119] and guidelines adopted [s.120] (4) Sub-delegation permissible only if expressly provided in regulations
Express Power or Duty Delegated:	*Food Regulations 2009*: r.43 Local government may require security r.45 Withdrawal of inspection services
Delegate:	**Chief Executive Officer** **Principal Environmental Health Officer** **Environmental Health Officer**
Function: *This is a precis only. Delegates must act with full understanding of the legislation and conditions relevant to this delegation.*	1. Authority, relevant to the payment of abattoir meat inspection fees under Food Regulation 41, to: i. require a person to provide security, ii. determine the form that security is to be provided, and iii. discharge a security held by the Shire of Donnybrook Balingup [r.43]. 2. Authority to give written notice and withdraw abattoir meat inspection services, pending payment of any fees due and payable [r.45].
Council Conditions on this Delegation:	a. In accordance with s.118(3)(b), this delegation is subject to relevant Department of Health CEO Guidelines, as amended from time to time.
Express Power to Sub-Delegate:	Nil – Food Regulations 2009 do not provide for sub-delegation.

6.1.7 Food Businesses List – Public Access

Delegator: *Power / Duty assigned in legislation to:*	Local Government
Express Power to Delegate: *Power that enables a delegation to be made*	*Food Act 2008:* s.118Functions of enforcement agencies and delegation (2)(b) Enforcement agency may delegate a function conferred on it (3) Delegation subject to conditions [s.119] and guidelines adopted [s.120] (4) Sub-delegation permissible only if expressly provided in regulations
Express Power or Duty Delegated:	*Food Act 2008*: r.51 Enforcement agency may make list of food
Delegate:	**Chief Executive Officer** **Principal Environmental Health Officer** **Environmental Health Officer**
Function: *This is a precis only. Delegates must act with full understanding of the legislation and conditions relevant to this delegation.*	1. Authority to decide to make a list of food businesses maintained under s.115(a) or (b) publicly available [r.51].
Council Conditions on this Delegation:	a. In accordance with s.118(3)(b), this delegation is subject to relevant Department of Health CEO Guidelines, as amended from time to time. b. All records being released must be reviewed by the FOI Coordinator.
Express Power to Sub-Delegate:	NIL – Food Regulations 2009 do not provide for sub-delegation.

7 Graffiti Vandalism Act 2016 Delegations

Note that a reference to CEO in the Graffiti Vandalism Act 206, only means a Local Government CEO, where the reference appears in Part 3 of the Act. In all other instances a reference to CEO in the Graffiti Vandalism Act will means the CEO of the Public Sector Agency responsible for administration of the Act (i.e. Commissioner of Police as the head of the Police Service).

7.1 Council to CEO

7.1.1 Give Notice Requiring Obliteration of Graffiti

Delegator: *Power / Duty assigned in legislation to:*	Local Government
Express Power to Delegate: *Power that enables a delegation to be made*	*Graffiti Vandalism Act 2016:* s.16 Delegation by local government
Express Power or Duty Delegated:	*Local Government Act 1995*: s.18(2) Notice requiring removal of graffiti s.19(3) & (4) Additional powers when notice is given
Delegate:	**Chief Executive Officer**
Function: *This is a precis only. Delegates must act with full understanding of the legislation and conditions relevant to this delegation.*	1. Authority to give written notice to a person who is an owner or occupier of property on which graffiti is applied, requiring the person to ensure that the graffiti is obliterated in an acceptable manner, within the time set out in the notice [s.18(2)]. 2. Authority, where a person fails to comply with a notice, to do anything considered necessary to obliterate the graffiti in an acceptable manner [s.19(3)] and to take action to recover costs incurred as a debt due from the person who failed to comply with the notice [s.19(4)].
Council Conditions on this Delegation:	Nil
Express Power to Sub-Delegate:	*Graffiti Vandalism Act 2016:* s.17 Delegation by CEO of local government

7.1.2 Notices – Deal with Objections and Give Effect to Notices

Delegator: *Power / Duty assigned in legislation to:*	Local Government
Express Power to Delegate: *Power that enables a delegation to be made*	*Graffiti Vandalism Act 2016:* s.16 Delegation by local government
Express Power or Duty Delegated:	*Local Government Act 1995*: s.22(3) Objection may be lodged s.24(1)(b) & (3) Suspension of effect of notice
Delegate:	**Chief Executive Officer**
Function: *This is a precis only. Delegates must act with full understanding of the legislation and conditions relevant to this delegation.*	1. Authority to deal with an objection to a notice [s.22(3)]. 2. Authority, where an objection has been lodged, to: i. determine and take action to give effect to the notice, where it is determined that there are urgent reasons or an endangerment to public safety or likely damage to property or serious nuisance, if action is not taken [s.24(1)(b)] and ii. to give notice to the affected person, before taking the necessary actions [s.24(3)].
Council Conditions on this Delegation:	Nil
Express Power to Sub-Delegate:	*Graffiti Vandalism Act 2016:* s.17 Delegation by CEO of local government

7.1.3 Obliterate Graffiti on Private Property

Delegator: *Power / Duty assigned in legislation to:*	Local Government
Express Power to Delegate: *Power that enables a delegation to be made*	*Graffiti Vandalism Act 2016:* s.16 Delegation by local government
Express Power or Duty Delegated:	*Local Government Act 1995*: s.25(1) Local government graffiti powers on land not local government property
Delegate:	**Chief Executive Officer**
Function: *This is a precis only. Delegates must act with full understanding of the legislation and conditions relevant to this delegation.*	1. Authority to determine to obliterate graffiti applied without consent of the owner or occupier, even though the land on which it is done is not local government property and the local government does not have consent [s.25(1)].
Council Conditions on this Delegation:	a. Subject to exercising Powers of Entry.
Express Power to Sub-Delegate:	*Graffiti Vandalism Act 2016:* s.17 Delegation by CEO of local government

7.1.4 Powers of Entry

Delegator: *Power / Duty assigned in legislation to:*	Local Government
Express Power to Delegate: *Power that enables a delegation to be made*	*Graffiti Vandalism Act 2016:* s.16 Delegation by local government
Express Power or Duty Delegated:	*Local Government Act 1995*: s.28 Notice of entry s.29 Entry under warrant
Delegate:	**Chief Executive Officer**
Function: *This is a precis only. Delegates must act with full understanding of the legislation and conditions relevant to this delegation.*	1. Authority to give notice of an intended entry to the owner or occupier of land, premises or thing, specifying the purpose for which entry is required [s.28]. 2. Authority to obtain a warrant to enable entry onto any land, premises or thing for the purposes of this Act [s.29].
Council Conditions on this Delegation:	Nil
Express Power to Sub-Delegate:	*Graffiti Vandalism Act 2016:* s.17 Delegation by CEO of local government

8 Public Health Act 2016 Delegations

8.1 Council to CEO

8.1.1 Appoint Authorised Officer or Approved Officer (Asbestos Regs)

Delegator: *Power / Duty assigned in legislation to:*	Local Government
Express Power to Delegate: *Power that enables a delegation to be made*	*Health (Asbestos) Regulations 1992:* r.15D (7) Infringement Notices
Express Power or Duty Delegated:	*Health (Asbestos) Regulations 1992:* r.15D(5) Infringement Notices
Delegate:	**Chief Executive Officer**
Function: *This is a precis only. Delegates must act with full understanding of the legislation and conditions relevant to this delegation.*	1. Authority to appoint a person or classes of persons as an authorised officer or approved officer for the purposes of the *Criminal Procedure Act 2004* Part 2 [r.15D(5)].
Council Conditions on this Delegation:	a. Subject to each person so appointed being issued with a certificate of authorisation, badge or identity card identifying the officer as a person authorised to issue infringement notices [r.15D(6)].
Express Power to Sub-Delegate:	Nil – the *Health (Asbestos) Regulations 1992* do not provide a power to sub-delegate.

8.1.2 Enforcement Agency Reports to the Chief Health Officer

Delegator: *Power / Duty assigned in legislation to:*	Enforcement Agency (means Local Government vide s.4 definition)
Express Power to Delegate: *Power that enables a delegation to be made*	*Public Health Act 2016:* s.21 Enforcement agency may delegate
Express Power or Duty Delegated:	*Public Health Act 2016* s.22 Reports by and about enforcement agencies
Delegate:	*NOTE s.21 provides that powers may only be delegated to the CEO **OR** an Authorised Officer designated under s.24.* **Designated Authorised Officer – Principal Environmental Health Officer**
Function: *This is a precis only. Delegates must act with full understanding of the legislation and conditions relevant to this delegation.*	1. Authority to prepare and provide to the Chief Health Officer, the Local Government's report on the performance of its functions under this Act and the performance of functions by persons employed or engaged by the Shire of Donnybrook Balingup [s.22(1)]. 2. Authority to prepare and provide to the Chief Health Officer, a report detailing any proceedings for an offence under this Act [s.22(2)].
Council Conditions on this Delegation:	a. Shire CEO to be provided with a copy of reports required under this delegated function prior to submission to the Chief Health Officer.
Express Power to Sub-Delegate:	Nil – Unless a Regulation enacted under the Public Health Act 2016, specifically authorises a delegated power or duty of an enforcement agency to be further delegated [s.21(4)].

8.1.3 Designate Authorised Officers

Delegator: *Power / Duty assigned in legislation to:*	Enforcement Agency (means Local Government vide s.4 definition)
Express Power to Delegate: *Power that enables a delegation to be made*	*Public Health Act 2016:* s.21 Enforcement agency may delegate
Express Power or Duty Delegated:	*Public Health Act 2016* s.24(1) and (3) Designation of authorised officers
Delegate:	*NOTE s.21 provides that powers may only be delegated to the CEO **OR** an Authorised Officer designated under s.24.* **Chief Executive Officer**
Function: *This is a precis only. Delegates must act with full understanding of the legislation and conditions relevant to this delegation.*	1. Authority to designate a person or class of persons as authorised officers for the purposes of: i. The Public Health Act 2016 or other specified Act ii. Specified provisions of the Public Health Act 2016 or other specified Act iii. Provisions of the Public Health Act 2016 or another specified Act, other than the specified provisions of that Act. Including: a. an environmental health officer or environmental health officers as a class; OR b. a person who is not an environmental health officer or a class of persons who are not environmental health officers, OR c. a mixture of the two. [s.24(1) and (3)].
Council Conditions on this Delegation:	a. Subject to each person so appointed being; • Appropriately qualified and experienced [s.25(1)(a)]; and • Issued with a certificate, badge or identity card identifying the authorised officer [s.30 and 31]. b. A Register (list) of authorised officers is to be maintained in accordance with s.27.
Express Power to Sub-Delegate:	Nil – Unless a Regulation enacted under the Public Health Act 2016, specifically authorises a delegated power or duty of an enforcement agency to be further delegated [s.21(4)].

8.1.4 Dealing with Seized Items

Delegator: *Power / Duty assigned in legislation to:*	Enforcement Agency (means Local Government vide s.4 definition)
Express Power to Delegate: *Power that enables a delegation to be made*	*Public Health Act 2016:* s.21 Enforcement agency may delegate
Express Power or Duty Delegated:	*Public Health Act 2016* s.260 Return of seized item s.262 Cost of destruction or disposal of forfeited items s.263 Return of forfeited items s.264 Compensation
Delegate:	*NOTE s.21 provides that powers may only be delegated to the CEO **OR** an Authorised Officer designated under s.24.* **Chief Executive Officer**
Function: *This is a precis only. Delegates must act with full understanding of the legislation and conditions relevant to this delegation.*	1. Authority to determine if no contravention of the Public Health Act 2016 has occurred and return seized items or forfeited items to the person from whom the items were seized or to any other person who is determined to be entitled to it [s.260 and 263]. 2. Authority to recover the cost of destruction or disposal of forfeited items [s.262]. 3. Authority, in response to an application for compensation, to determine compensation that is just and reasonable in relation to any item seized under Part 16 if there has been no contravention of the Act and the item cannot be returned or has in consequence of the seizure depreciated in value [s.264].
Council Conditions on this Delegation:	a. Compensation is limited to a maximum value of $500 with any proposal for compensation above this value to be referred for Council's determination.
Express Power to Sub-Delegate:	Nil – Unless a Regulation enacted under the Public Health Act 2016, specifically authorises a delegated power or duty of an enforcement agency to be further delegated [s.21(4)].

8.1.5 Appoint Designated Officer – Information Sharing

Delegator: *Power / Duty assigned in legislation to:*	Enforcement Agency (means Local Government vide s.4 definition)
Express Power to Delegate: *Power that enables a delegation to be made*	*Public Health Act 2016:* s.21 Enforcement agency may delegate
Express Power or Duty Delegated:	*Public Health Act 2016* s.299 Information Sharing
Delegate:	*NOTE s.21 provides that powers may only be delegated to the CEO **OR** an Authorised Officer designated under s.24.* **Chief Executive Officer**
Function: *This is a precis only. Delegates must act with full understanding of the legislation and conditions relevant to this delegation.*	1. Authority, to appoint Designated Officer/s for the purposes of s.299 [s.299(1)].
Council Conditions on this Delegation:	a. Appointments must be consistent with requirements outlined in the Chief Health Officer's Information Sharing Guideline, prepared in accordance with s.300. b. A Register (list) of appointed designated officers is to be maintained.
Express Power to Sub-Delegate:	Nil – Unless a Regulation enacted under the Public Health Act 2016, specifically authorises a delegated power or duty of an enforcement agency to be further delegated [s.21(4)].

8.1.6 Commence Proceedings

Delegator: *Power / Duty assigned in legislation to:*	Enforcement Agency (means Local Government vide s.4 definition)
Express Power to Delegate: *Power that enables a delegation to be made*	*Public Health Act 2016:* s.21 Enforcement agency may delegate
Express Power or Duty Delegated:	*Public Health Act 2016* s.280 Commencing Proceedings
Delegate:	*NOTE s.21 provides that powers may only be delegated to the CEO **OR** an Authorised Officer designated under s.24.* **Chief Executive Officer**
Function: *This is a precis only. Delegates must act with full understanding of the legislation and conditions relevant to this delegation.*	1. Authority to commence proceedings for an offence under the *Public Health Act 2016* [s.280].
Council Conditions on this Delegation:	Nil
Express Power to Sub-Delegate:	Nil – Unless a Regulation enacted under the Public Health Act 2016, specifically authorises a delegated power or duty of an enforcement agency to be further delegated [s.21(4)].

9 Planning and Development Act 2005 Delegations

9.1 Council to CEO/Employees

9.1.1 Illegal Development

Delegator: *Power / Duty assigned in legislation to:*	Local Government
Express Power to Delegate: *Power that enables a delegation to be made*	*Local Government Act 1995:* s.5.42(b) Delegation of some powers or duties to the CEO s.5.43 Limitations on delegations to the CEO
Express Power or Duty Delegated:	*Planning and Development Act 2005:* Section 214(2), (3) and (5)
Delegate:	**Chief Executive Officer**
Function: *This is a precis only. Delegates must act with full understanding of the legislation and conditions relevant to this delegation.*	1. Give a written direction to the owner or any other person undertaking an unauthorised development to stop, and not recommence, the development or that part of the development that is undertaken in contravention of the planning scheme, interim development order or planning control area requirements; 2. Give a written direction to the owner or any other person who undertook an unauthorised development: a. to remove, pull down, take up, or alter the development; and b. to restore the land as nearly as practicable to its condition immediately before the development started, to the satisfaction of the responsible authority. 3. Give a written direction to the person whose duty it is to execute work to execute that work where it appears that delay in the execution of the work to be executed under a planning scheme or interim development order would prejudice the effective operation of the planning scheme or interim development order.
Council Conditions on this Delegation:	Nil
Express Power to Sub-Delegate:	Local Government Act 1995: s.5.44 CEO may delegate some powers and duties to other employees

9.3 Local Planning Scheme – Council to CEO

9.3.1 Local Planning Scheme No. 7- Development Applications

Delegator: *Power / Duty assigned in legislation to:*	Local Government
Express Power to Delegate: *Power that enables a delegation to be made*	*Planning and Development (Local Planning Schemes) Regulation 2015* Schl 2, Div 2, s.82(1) Delegation of some powers or duties to a committee or CEO Schl 2, Div 2, s.83(1) Limitations on delegations to the CEO
Express Power or Duty Delegated:	*Planning and Development (Local Planning Schemes) Regulation 2015:* *Schedule 2 – Part 1-11* *Part 5, Div 3 Process for standard amendments to local planning scheme* *Part 5, Div 4 Process for basic amendments* *Part 5, Div 5 Giving Effect to decision on amendment to local planning scheme*
Delegate:	**Chief Executive Officer**
Function: *This is a precis only. Delegates must act with full understanding of the legislation and conditions relevant to this delegation.*	1. Authority to exercise the powers or discharge the duties of the local government under the Planning and Development (Local Planning Schemes) Regulations 2015 and Local Planning Scheme No.7 including the authority to sub-delegate. 2. Authority to make recommendations to the Western Australian Planning Commission on subdivision applications, including the imposition of subdivision conditions or the clearance of subdivision conditions including the bonding of conditions [Part 10, Planning and Development Act 2005].
Council Conditions on this Delegation:	**Key Trigger for Council Consideration** a. This delegation must not be exercised by the delegated officer where it: i. Has got unresolved submissions/objections; or ii. Is significance in size, scale and or value. Note: Mandatory DAPs when >$10m and optional when > $2m-$10m; or **Development Applications** a. ***Exclusions to Delegated Authority*** - This power of delegation does not extend to approving applications for development approval in the following categories: i. Applications where objections have been received on valid planning grounds which cannot be reasonably addressed by negotiated minor variations to the application and/or conditions of approval. ii. Development which, in the opinion of the delegated officer, is contentious and/or is the subject of significant community interest. iii. The determination of an amendment to a previous development approval that was

approved by resolution of Council (including an extension to the term of the development approval, except where the variation is of a minor nature, would not substantially change the approved development, and for which no objection has been received during the advertising period of the application (where applicable).

Heritage

a. ***Exclusions to Delegated Authority*** - This power of delegation does not extend to the following categories:
   i. The granting of development approval for the demolition of a building listed on the Heritage List or within a Heritage Area.
   ii. The entering, removal or modification of a place on the Heritage List.
   iii. The designation, removal or modification of a Heritage Area.
   iv. The entering into a heritage agreement with an owner or occupier of land.
   v. The issuing revoking or varying of a heritage conservation notice.

Local Planning Policy

a. ***Exclusions to Delegated Authority*** - This power of delegation does not extend to the following:
   i. The adoption, revocation or amendment of a Local Planning Policy.

Subdivision and Amalgamation

a. ***Conditions -*** All decisions made in accordance with this delegation are to be noted in the Quarterly Information Report.

Minor modification to plans

a. ***Exclusions to Delegated Authority -*** This power of delegation does not extend to proposals, which, in the opinion of the delegated officer, are:
   i. not minor;
   ii. of a contentious nature;
   iii. may attract community objection; or
   iv. may detrimentally impact on the Shire to maintain infrastructure, land, facilities or services.

Structure Plans

a. ***Exclusions to Delegated Authority -*** This power of delegation does not extend to:
   i. Recommendations to the WAPC on structure plans other than minor amendments which are not contentious.
   ii. Minor amendments to a structure plan which, in the opinion of the delegated officer, are;

i. of a contentious nature;
ii. likely to attract a high level of community objection; or
iii. may detrimentally impact on the Shire's ability to maintain infrastructure, land, facilities or services.

b. ***Conditions***
   i. Decisions to advertise structure plans in accordance with this delegation are to be emailed to Councillors at least one working day prior to advertising commencing.
   ii. Decisions to advertise structure plans and amendments to structure plans in accordance with this delegation are to be noted in the Quarterly Information Report.

Activity Centre Plans

a. ***Exclusions to Delegated Authority -*** This power of delegation does not extend to:
   i. Recommendations to the WAPC on activity centre plans other than minor amendments which are not contentious.
   ii. Minor amendments to a activity centre plan which, in the opinion of the delegated officer, are;
      - of a contentious nature;
      - likely to attract a high level of community objection; or
      - may detrimentally impact on the Shire's ability to maintain infrastructure, land, facilities or services.

b. ***Conditions***
   i. Decisions to advertise activity centre plans in accordance with this delegation are to be emailed to Councillors at least one working day prior to advertising commencing.
   ii. Decisions to advertise activity centre plans and amendments to activity centre plans in accordance with this delegation are to be noted in the Quarterly Information Report

Local Development Plans

a. ***Exclusions to Delegated Authority*** - This power of delegation does not extend to proposals, which, in the opinion of the delegated officer, are:
   i. of a contentious nature;
   ii. likely to attract a high level of community objection; or
   iii. may detrimentally impact on the Shire's ability to maintain infrastructure, land, facilities or services.

b. Compliance with Local Planning Scheme provisions, Residential Design Codes and Local Planning Policies.

	Scheme Amendments a. Scheme amendments for minor or procedural matters or to remove anomalies actioned is to be reported to Council prior to the preparation of a submission to the Minister for the final approval. b. Effect modifications to Scheme Amendments by the Minister which do not change the general intent of an Amendment, in consultation with the Chief Executive Officer.
Express Power to Sub-Delegate:	Local Government Act 1995: s.5.44 CEO may delegate some powers and duties to other employees

9.3.2 Planning and Development (Local Planning Schemes) Regulations 2015 - Strata Applications

Delegator: *Power / Duty assigned in legislation to:*	Local Government
Express Power to Delegate: *Power that enables a delegation to be made*	*Planning and Development Act 2005* s.16 (3)(e) Delegation by Commission
Express Power or Duty Delegated:	*Strata Titles General Regulations 1996:* *Sec. 25(1),(3),(4) Period and documents prescribed (Act s.35(1)(h))* *Sec.27 Provision prescribed (Act s. 36B(1)(b))*
Delegate:	**Chief Executive Officer**
Function: *This is a precis only. Delegates must act with full understanding of the legislation and conditions relevant to this delegation.*	1. Authority to assess strata applications, sign Form 24 and endorse Form 26 after the conditions preliminary strata plan approval have been fulfilled, as delegated by the Western Australian Planning Commission [cl25(1),(3),(4)]
Council Conditions on this Delegation:	a. Review and respond to referrals for subdivision and strata applications from the Western Australian Planning Commission. b. Authorise clearance of strata and subdivision conditions, where the development has met the requirements of the Western Australian Planning Commission approval or represents only a minor departure thereof, this to include the acceptance of bonds or securities as performance guarantees against unfulfilled conditions. **Note:** "Determine" means "to approve, approve with conditions or refuse the application or referral."
Express Power to Sub-Delegate:	Local Government Act 1995: s.5.44 CEO may delegate some powers and duties to other employees

1.2.1 Authorise Persons to Perform Specified Functions under the Local Government Act 1995

Delegator: *Power / Duty assigned in legislation to:*	Local Government
Express Power to Delegate: *Power that enables a delegation to be made*	*Local Government Act 1995:* s.5.42 Delegation of some powers or duties to the CEO s.5.43 Limitations on delegations to the CEO
Express Power or Duty Delegated:	*Local Government Act 1995*: s.3.24 Authorising persons under this Subdivision s.3.31(2) General Procedure for entering property s.3.39(1) Power to remove and impound s.3.40A(1) Abandoned vehicle wreck may be taken s.9.24(1)(c) and (2)(b) Prosecutions, commencing *Local Government (Miscellaneous Provisions) Act 1960* s.449 Pounds, establishing; poundkeepers and rangers, appointing
Delegate:	**Chief Executive Officer**
Function: *This is a precis only. Delegates must act with full understanding of the legislation and conditions relevant to this delegation.*	1. Authority to authorise persons for the purposes of *Part 3, Division 3, Subdivision 2 – Certain provisions about land* - to exercise the Local Government's powers under s.3.25 to 3.27 inclusive, to issue and administer notices requiring certain things to be one by owner or occupier of land *[s.3.24]* 2. Authority to authorise persons to enter onto land, premises or thing, without consent of the owner / occupier, unless the owner / occupier objects *[s.3.31(2)]* 3. Authority to authorise an employee to remove and impound any goods that are involved in a contravention that can lead to impounding *[s.3.39(1)]*. 4. Authority to authorise persons to commence prosecutions for offences under the Local Government Act 1995 and any Local Laws made under the Local Government Act 1995 *[s.9.24(1)(c) and (2)(b)]* ***Note – this function not to be sub-delegated.*** 5. Authority to authorise an employee to remove and impound a vehicle that has been determined as an abandoned vehicle wreck *[s.3.40A(1)]*. 6. Authority to appoint fit and proper persons as poundkeepers or rangers *[Misc.Prov.s.449]*.
Council Conditions on this Delegation:	a. A register of Authorisations is to be maintained as a Local Government Record. b. Only persons who are appropriately qualified and trained may be authorised to perform relevant functions. c. Authorisations are to be provided in writing by issuing a Certificate of Authorisation. d. Function 4. is not to be sub-delegated. e. Council to be informed of any legal proceedings instituted.
Express Power to Sub-Delegate:	*Local Government Act 1995:* s.5.44 CEO may delegate some powers and duties to other employees

1.2.22 Acquisition of Interest in Land by Lease or other Short Term Instrument

Delegator: *Power / Duty assigned in legislation to:*	Local Government
Express Power to Delegate: *Power that enables a delegation to be made*	*Local Government Act 1995:* s.5.42 Delegation of some powers or duties to the CEO s.5.43 Limitations on delegations to the CEO
Express Power or Duty Delegated:	*Local Government Act 1995*: s.3.59 Commercial enterprises by local governments *Local Government (Functions and General) Regulations 1996:* r.8A Amount prescribed for major land transactions; exempt land transactions prescribed r.8 Exempt land transactions prescribed
Delegate:	**Chief Executive Officer**
Function: *This is a precis only. Delegates must act with full understanding of the legislation and conditions relevant to this delegation.*	1. Authority to acquire an interest in land (includes buildings), by lease or other short term instrument ONLY, where the total value of the consideration and anything done by the Shire of Donnybrook Balingup is less than the threshold amount for a major land transaction [s.3.59(1), r.8A(1)]. 2. Authority to acquire an interest in land by lease or other short term instrument ONLY through an exempt land transaction [s.3.59(1), r.8(1)]: a. without intending to produce a profit to the Local Government; and b. without intending that another person will be sold, or given joint or exclusive use of, all or any of the land involved in the transaction.
Council Conditions on this Delegation:	a. Delegation excludes authority to purchase in fee simple land or buildings and is therefore limited to leases, rental or other short term acquisition instruments that do not commit the Local Government for a period greater than two (2) years. b. Delegation is limited to acquisitions that are necessary to achieve an objective determined by Council resolution, including objectives identified in the adopted Corporate Business Plan, a Policy or Strategy and for which an associated budget allocation has been included, and is available, in the Annual Budget. NOTE - Examples of acquisitions necessary to achieve an approved objective may include; hire a venue for a community event or short term lease of storage space for equipment while a refurbishment is completed. c. Where the acquisition total consideration value is greater than $50,000, the value is to be verified by at least one written valuation obtained from a suitably licensed valuer not more than 3-months prior to the execution of the associated acquisition contract.

	d. In accordance with s.5.43, this delegation is limited to acquisitions that have a total consideration value of $100,000 or less. e. Documents that give effect to an acquisition under this delegation, must be executed by a person duly authorised under s.9.49A.
Express Power to Sub-Delegate:	*Local Government Act 1995:* s.5.44 CEO may delegate some powers and duties to other employees

2.1.5 Appoint approved officers and authorised officers

Delegator: *Power / Duty assigned in legislation to:*	Local Government
Express Power to Delegate: *Power that enables a delegation to be made*	*Building Act 2011:* s.127(1) & (3) Delegation: special permit authorities and local government
Express Power or Duty Delegated:	*Building Regulations 2012:* r.70 Approved officers and authorised officers
Delegate:	**Chief Executive Officer**
Function: *This is a precis only. Delegates must act with full understanding of the legislation and conditions relevant to this delegation.*	1. Authority to appoint an approved officer for the purposes of s.6(a) of the *Criminal Procedure Act 2004*, in accordance with Building Regulation 70(1) and (1A). *NOTE: Only employees delegated under s 5.44(1) of the Local Government Act 1995 with power under s.9.19 or s.9.20 may be appointed as "approved officers".* 2. Authority to appoint an authorised officer for the purposes of s.6(b) of the *Criminal Procedure Act 2004*, in accordance with Building Regulation 70(2). *NOTE: Only employees appointed under s 9.10 of the Local Government Act 1995 <u>and</u> authorised for the purpose of performing functions under s 9.16 of that Act may be appointed as "authorised officers" for the purposes of Building Regulation 70(2).*
Council Conditions on this Delegation:	Nil
Express Power to Sub-Delegate:	*Building Act 2011*: s.127(6A) Delegation: special permit authorities and local governments (powers of sub-delegation limited to CEO)

4.1.5 Authorise a person to perform Specified functions under the Cat Act 2011

Delegator: *Power / Duty assigned in legislation to:*	Local Government
Express Power to Delegate: *Power that enables a delegation to be made*	*Cat Act 2011:* s.44 Delegation by local government
Express Power or Duty Delegated:	*Cat Act 2011*: s.73 Prosecutions
Delegate:	**Chief Executive Officer**
Function: *This is a precis only. Delegates must act with full understanding of the legislation and conditions relevant to this delegation.*	1. Authority to authorise a person to commence a prosecution for an offence against the *Cat Act 2011* and the Shire of Donnybrook Balingup Cat Local Law 2016 [s.73(1)(b) & (2)(b)
Council Conditions on this Delegation:	Nil
Express Power to Sub-Delegate:	*Cat Act 2011:* s.45 Delegation by CEO of local government

5.1.1 Appoint Registration Officer

Delegator: *Power / Duty assigned in legislation to:*	Local Government
Express Power to Delegate: *Power that enables a delegation to be made*	*Dog Act 1976:* s.10AA Delegation of local government powers and duties
Express Power or Duty Delegated:	*Dog Act 1976*: s.3 Terms Used (*Registration officer means a person authorised by the local government to effect the registration of dogs pursuant to this Act*)
Delegate:	**Chief Executive Officer**
Function: *This is a precis only. Delegates must act with full understanding of the legislation and conditions relevant to this delegation.*	1. Authority to authorise a person for the purposes of performing the prescribed office of Registration Officer under the Dog Act 1976 [s.3].
Council Conditions on this Delegation:	a. The Chief Executive Officer permitted to sub-delegate to employees [s.10AA(3)]. b. A register of Authorisations is to be maintained as a Local Government Record. c. Only persons who are appropriately trained may be appointed as Authorised persons. d. Authorisations are to be provided in writing by issuing a Certificate of Authorisation.
Express Power to Sub-Delegate:	*Dog Act 1976:* s.10AA(3) Delegation of local government powers and duties (NOTE – sub-delegation only permitted where delegation to the CEO expressly authorises sub-delegation)

8.1.5 Appoint Designated Officer – Information Sharing

Delegator: *Power / Duty assigned in legislation to:*	Enforcement Agency (means Local Government vide s.4 definition)
Express Power to Delegate: *Power that enables a delegation to be made*	*Public Health Act 2016:* s.21 Enforcement agency may delegate
Express Power or Duty Delegated:	*Public Health Act 2016* s.299 Information Sharing
Delegate:	*NOTE s.21 provides that powers may only be delegated to the CEO **OR** an Authorised Officer designated under s.24.* **Chief Executive Officer**
Function: *This is a precis only. Delegates must act with full understanding of the legislation and conditions relevant to this delegation.*	1. Authority, to appoint Designated Officer/s for the purposes of s.299 [s.299(1)].
Council Conditions on this Delegation:	a. Appointments must be consistent with requirements outlined in the Chief Health Officer's Information Sharing Guideline, prepared in accordance with s.300. b. A Register (list) of appointed designated officers is to be maintained.
Express Power to Sub-Delegate:	Nil – Unless a Regulation enacted under the Public Health Act 2016, specifically authorises a delegated power or duty of an enforcement agency to be further delegated [s.21(4)].

DELEGATIONS REGISTER
~~NOVEMBER 2022~~2023-2024

~~1.2.3~~1.2.4 Powers of Entry

Delegator: *Power / Duty assigned in legislation to:*	Local Government
Express Power to Delegate: *Power that enables a delegation to be made*	*Local Government Act 1995:* s.5.42 Delegation of some powers or duties to the CEO s.5.43 Limitations on delegations to the CEO
Express Power or Duty Delegated:	*Local Government Act 1995*: s.3.28 When this Subdivision applies s.3.32 Notice of entry s.3.33 Entry under warrant s.3.34 Entry in an emergency s.3.36 Opening fences
Delegate:	**Chief Executive Officer**
Function: *This is a precis only. Delegates must act with full understanding of the legislation and conditions relevant to this delegation.*	1. Authority to exercise powers of entry to enter onto land to perform any of the Local Government functions under this Act, other than entry under a Local Law [s.3.28]. 2. Authority to give notice of entry [s.3.32]. 3. Authority to seek and execute an entry under warrant [s.3.33]. 4. Authority to execute entry in an emergency, using such force as is reasonable [s.3.34(1) and (3)]. 5. Authority to give notice and effect entry by opening a fence [s.3.36].
Council Conditions on this Delegation:	a. Delegated authority under s.3.34(1) and (3) may only be used, where there is imminent or substantial risk to public safety or property. b. When exercising authority to authorise persons under s.3.31(2): • A register of Authorisations is to be maintained as a Local Government Record. • Only persons who are appropriately qualified and trained may be appointed as Authorised persons. • Authorisations are to be provided in writing by issuing a Certificate of Authorisation. ~~a. Delegated authority may only be used, where there is imminent or substantial risk to public safety or property.~~
Express Power to Sub-Delegate:	• *Local Government Act 1995*: s.5.44 CEO may delegate some powers and duties to other employees

~~1.2.4~~1.2.5 Declare Vehicle is Abandoned Vehicle Wreck

Delegator: *Power / Duty assigned in legislation to:*	Local Government
Express Power to Delegate: *Power that enables a delegation to be made*	*Local Government Act 1995:* s.5.42 Delegation of some powers or duties to the CEO s.5.43 Limitations on delegations to the CEO
Express Power or Duty Delegated:	*Local Government Act 1995*: s.3.40A(4) Abandoned vehicle wreck may be taken
Delegate:	**Chief Executive Officer**
Function: *This is a precis only. Delegates must act with full understanding of the legislation and conditions relevant to this delegation.*	1. Declare that an impounded vehicle is an abandoned vehicle wreck [s.3.40A(4)].
Council Conditions on this Delegation:	a. Disposal of a declared abandoned vehicle wreck to be undertaken in accordance with Delegated Authority 1.2.6 ~~Disposing of~~ Confiscated or Uncollected Goods or alternatively, referred for Council decision. b. NOTE: declared abandoned vehicle wreck may only be removed and impounded by a person duly authorised under s.3.40A(1). Authority to appoint authorised person for this purpose may be delegated refer Delegated Authority 1.2.1 Authorise Persons to Perform Specified Functions.
Express Power to Sub-Delegate:	*Local Government Act 1995*: s.5.44 CEO may delegate some powers and duties to other employees

~~1.2.5~~1.2.6 Confiscated or Uncollected Goods

Delegator: *Power / Duty assigned in legislation to:*	Local Government
Express Power to Delegate: *Power that enables a delegation to be made*	*Local Government Act 1995:* s.5.42 Delegation of some powers or duties to the CEO s.5.43 Limitations on delegations to the CEO
Express Power or Duty Delegated:	*Local Government Act 1995*: s.3.46 Goods May be withheld until costs paid s.3.47 Confiscated or uncollected goods, disposal of s.3.48 Impounding expenses, recovery of
Delegate:	**Chief Executive Officer**
Function: *This is a precis only. Delegates must act with full understanding of the legislation and conditions relevant to this delegation.*	1. Authority to refuse to allow goods impounded under s.3.39 or 3.40A to be collected until the costs of removing, impounding and keeping them have been paid to the local government~~.~~ [s.3.46]. 2. Authority to sell or otherwise dispose of confiscated or uncollected goods or vehicles that have been ordered to be confiscated under s.3.43 [s.3.47]. 3. Authority to recover expenses incurred for removing, impounding, and disposing of confiscated or uncollected goods [s.3.48].
Council Conditions on this Delegation:	a. Disposal of confiscated or uncollected goods, including abandoned vehicles, with a market value less than $20,000 may, in accordance with Functions and General Regulation 30, be disposed of by any means considered to provide best value, provided the process is transparent and accountable. b. NOTE – declared abandoned vehicle wreck may only be removed and impounded by a person duly authorised under s.3.40A(1). Authority to appoint authorised person for this purpose may be delegated - refer Delegated Authority 1.2.1 Authorise Persons to Perform Specified Functions.
Express Power to Sub-Delegate:	*Local Government Act 1995*: s.5.44 CEO may delegate some powers and duties to other employees

~~1.2.18~~1.2.19 Panels of Pre-Qualified Suppliers for Goods and Services

Delegator: *Power / Duty assigned in legislation to:*	Local Government
Express Power to Delegate: *Power that enables a delegation to be made*	*Local Government Act 1995:* s.5.42 Delegation of some powers or duties to the CEO s.5.43 Limitations on delegations to the CEO
Express Power or Duty Delegated:	*Local Government (Functions and General) Regulation 1996*: r.24AB Local government may establish panels of pre-qualified suppliers r.24AC(1)(b) Requirements before establishing panels of pre-qualified suppliers r.24AD(3) & (6) Requirements when inviting persons to apply to join panel of pre-qualified suppliers r.24AH(2), (3), (4) and (5) Rejecting and accepting applications to join panel of pre-qualified suppliers
Delegate:	**Chief Executive Officer**
Function: *This is a precis only. Delegates must act with full understanding of the legislation and conditions relevant to this delegation.*	1. Authority to determine that there is a continuing need for the goods or services proposed to be provided by a panel of pre-qualified suppliers [F&G r.24AC(1)(b)]. 2. Authority to, before inviting submissions, determine the written criteria for deciding which application should be for inclusion in a panel of pre-qualified suppliers should be accepted [F&G r.24AD(3)]. 3. Authority to vary panel of pre-qualified supplier information after public notice inviting submissions has been given, taking reasonable steps to each person who has enquired or submitted an application is provided notice of the variation [F&G r.24AD(6)]. 4. Authority to reject an application without considering its merits, where it was submitted at a place and within the time specified, but fails to comply with any other requirement specified in the invitation [F&G r.24AH(2)]. 5. Authority to assess applications, by written evaluation of the extent to which the submission satisfies the criteria for deciding which applicants to accept, and decide which applications to accept as most advantageous [F&G r.24AH(3)]. 6. Authority to request clarification of information provided in a submission by an applicant [F&G r.24AH(4)]. 7. Authority to decline to accept any application [F&G r.24AH(5). 8. Authority to enter into contract, or contracts, for the supply of goods or services with a pre-qualified supplier, as part of a panel of pre-qualified suppliers for those particular goods or services [F&G r.24AJ(1)].
Council Conditions on this Delegation:	a. In accordance with the Shire's Regional Price Preference and Purchasing policies.~~policy panels of pre-qualified suppliers~~

Express Power to Sub-Delegate:	*Local Government Act 1995:* s.5.44 CEO may delegate some powers and duties to other employees

~~1.2.20~~1.2.21 Disposing of Property

Delegator: *Power / Duty assigned in legislation to:*	Local Government
Express Power to Delegate: *Power that enables a delegation to be made*	*Local Government Act 1995:* s.5.42 Delegation of some powers or duties to the CEO s.5.43 Limitations on delegations to the CEO
Express Power or Duty Delegated:	*Local Government Act 1995*: s.3.58(2) & (3) Disposing of Property *Local Government (Functions and General) Regulations 1996:* R.30 Dispositions of property excluded from Act s.3.58
Delegate:	**Chief Executive Officer**
Function: *This is a precis only. Delegates must act with full understanding of the legislation and conditions relevant to this delegation.*	1. Authority to dispose of property to: (a) to the highest bidder at public auction [s.3.58(2)(a)]. (b) to the person who at public tender called by the local government makes what is considered by the delegate to be, the most acceptable tender, whether or not it is the highest tenders [s.3.58(2)(b)] 2. Authority to dispose of property by private treaty only in accordance with section 3.58(3) and prior to the disposal, to consider any submissions received following the giving of public notice [s.3.58(3)]. 3. Authority to dispose of property, that is prescribed as exempt from the provisions of s.3.58: (a) disposal of land to an adjoining owner, where the market value is less than $5000 and the delegate has determined that the land would not be of benefit to anyone other than the adjoining owner. [F&G.r.30(2)(a)] (b) disposal of land, by lease, to an employee of the local government for use as the employee's residence [F&G.r.30(2)(d)]. (c) disposal of land, by lease, for a period of less than 2 years during all or any of which time the lease does not give the lessee the exclusive use of the land. [F&G..r.30(20(e)] (d) disposal of land, by lease, of a residential property to a person for residential purposes [F&G.r.30(2)(f)]. (e) disposal of property (other than land / buildings), where the property is disposed within 6 months after it has been unsuccessfully put out to auction, public tender or private treaty via State-wide public notice [F&G.r.(2A) (f) disposal of property, other than land / buildings, where the market value is determined as less than $20,000. [F&G r.30(3)(a)]

	(g) disposal of property, other than land / buildings, where the entire consideration received for the disposal is used to purchase other property AND the total value of the other property is not more, or worth more, than $75,000. [F&G.r.30(3)(b)].
Council Conditions on this Delegation:	a. In accordance with Council policies. b. Disposal of land or building assets is limited to matters specified in the Annual Budget and in any other case, a Council resolution is required. c. In accordance with s.5.43, disposal of property, for any single project or where not part of a project but part of a single transaction, is limited to a maximum value of $10,000 (excluding GST) or less. d. When determining the method of disposal: • Where a public auction is determined as the method of disposal: i. Reserve price has been set by independent valuation. ii. Where the reserve price is not achieved at auction, negotiation may be undertaken to achieve the sale at up to a -10% variation on the set reserve price. • Where a public tender is determined as the method of disposal and the tender does not achieve a reasonable price for the disposal of the property, then the CEO is to determine if better value could be achieved through another disposal method and if so, must determine not to accept any tender and use an alternative disposal method. • Where a private treaty is determined [s.3.58(3)] as the method of disposal, authority to: i. Negotiate the sale of the property up to a -10% variance on the valuation; and ii. Consider any public submissions received and determine if to proceed with the disposal, ensuring that the reasons for such a decision are recorded. ~~ii.~~e. A disposal under Functions and General Regulations 30(2)(a),(f), (2A) or (3)(a),(b), the disposal method selected must obtain a best value outcome for the Local Government. ~~e.~~f. Where the market value of the property is determined as being less than $20,000 (F&G r.30(3) excluded disposal) may be undertaken: • Without reference to Council for resolution; and • In any case, be undertaken to ensure that the best value return is achieved however, where the property is determined as having a nil market value, then the disposal must ensure environmentally responsible disposal. ~~f.~~g. The Chief Executive Officer is authorised to affect the renewal of leases and agreements, service level

	agreements or written arrangements in place between Council and third parties, where; • There is no significant change proposed to the terms and conditions of the lease/agreement; and • The lease/agreement must include provisions for further renewal within the document. ~~g.~~h. Items with a value of $1,000 (excluding GST) or less can be sold without calling for expressions of interest or advertising. ~~h.~~i. Any disposals under this delegation are to be reported to Council quarterly.
Express Power to Sub-Delegate:	*Local Government Act 1995:* s.5.44 CEO may delegate some powers and duties to other employees

~~1.2.22~~1.2.24 Defer, Grant Discounts, Waive or Write Off Debts

Delegator: *Power / Duty assigned in legislation to:*	Local Government
Express Power to Delegate: *Power that enables a delegation to be made*	*Local Government Act 1995:* s.5.42 Delegation of some powers or duties to the CEO s.5.43 Limitations on delegations to the CEO
Express Power or Duty Delegated:	*Local Government Act 1995*: s.6.12 Power to defer, grant discounts, waive or write off debts s.6.12 (3) Granting a concession under subsection (1)(b)
Delegate:	**Chief Executive Officer**
Function: *This is a precis only. Delegates must act with full understanding of the legislation and conditions relevant to this delegation.*	1. Waive a debt which is owed to the Shire of Donnybrook Balingup [s.6.12(1)(b)]. 2. Grant a concession in relation to money which is owed to the Shire of Donnybrook Balingup [s.6.12(1)(b)]. 3. Write off an amount of money which is owed to the Shire of Donnybrook Balingup [s.6.12(1)(c)].
Council Conditions on this Delegation:	*This delegation is subjection to section 6.12(2) ~~o~~if the Local Government Act 1995, which specifies that a local government* ***cannot grant a waiver or concession for a rate or service charge****.* a. This delegation is to be used in accordance with all Council policies. ~~b. Write-off a rates or service charge debt up to $1,000 in accordance with the Financial Hardship Policy [s.6.12(1)(c) & (2)].~~ ~~c.~~b. Any waiver of a debt or granting of a concession shall only be up to $1,000 and shall be considered solely on its merits [s.6.12(1)(b)]. c. Concessions can be granted on adopted scheduled fees and charges for the Donnybrook Recreation Centre for the purposes of promotional activities, for up to 10% of a scheduled fee and charge. Individual promotions must not exceed 31 days. d. A debt may only be written off where all necessary measures have been taken to locate / contact the debtor and where costs associated with continued action to recover the debt will outweigh the net value of the debt if recovered by the Shire of Donnybrook Balingup. e. Write off ~~Limited to~~ individual debts ~~valued below $500 or cumulative debts of a debtor~~ valued below $1,000 ex. GST. ~~Write off of d~~Debts greater than $1,000 ex. GST~~these values~~ must be referred for Council decision. f. A list of all deferments, concessions, granted discounts, waivers or write-off of debts executed under this delegation ~~will~~ are to be presented to Council monthly.
Express Power to Sub-Delegate:	*Local Government Act 1995:* s.5.44 CEO may delegate some powers and duties to other employees

~~1.2.23~~1.2.25 Power to Invest and Manage Investments

Delegator: *Power / Duty assigned in legislation to:*	Local Government
Express Power to Delegate: *Power that enables a delegation to be made*	*Local Government Act 1995:* s.5.42 Delegation of some powers or duties to the CEO s.5.43 Limitations on delegations to the CEO
Express Power or Duty Delegated:	*Local Government Act 1995*: s.6.14 Power to invest *Local Government (Financial Management) Regulations 1996*: r.19 Investments, control procedures for
Delegate:	**Chief Executive Officer**
Function: *This is a precis only. Delegates must act with full understanding of the legislation and conditions relevant to this delegation.*	1. Authority to invest money held in the municipal fund or trust fund that is not, for the time being, required for any other purpose [s.6.14(1)]. 2. Authority to establish and document internal control procedures to be followed in the investment and management of investments [FM r.19].
Council Conditions on this Delegation:	a. All investment activity must comply with the Financial Management Regulation 19C and Council Policy to invest Funds. b. A report detailing the investment portfolio's performance, exposures and changes since last reporting, is to be provided as part of the Monthly Financial Reports. c. Procedures are to be systematically documented and retained in accordance with the Record Keeping Plan and must include references that enable recognition of statutory requirements and assign responsibility for actions to position titles. d. Procedures are to be administratively reviewed for continuing compliance and confirmed as 'fit for purpose' and subsequently considered by the ~~Management~~ Audit and Risk Management Committee not less than once in every three financial years [Audit r.17].
Express Power to Sub-Delegate:	*Local Government Act 1995:* s.5.44 CEO may delegate some powers and duties to other employees

~~1.2.27~~1.2.29 Recovery of Rates or Service Charges

Delegator: *Power / Duty assigned in legislation to:*	Local Government
Express Power to Delegate: *Power that enables a delegation to be made*	*Local Government Act 1995:* s.5.42 Delegation of some powers or duties to the CEO s.5.43 Limitations on delegations to the CEO
Express Power or Duty Delegated:	*Local Government Act 1995*: s.6.56 Rates or service charges recoverable in court s.6.64(3) Actions to be taken
Delegate:	**Chief Executive Officer**
Function: *This is a precis only. Delegates must act with full understanding of the legislation and conditions relevant to this delegation.*	1. ~~1.~~ Authority to recover rates or service charges, as well as costs of proceedings for the recovery, in a court of competent jurisdiction [s.6.56(1)]. 2. Authority to lodge (and withdraw) a caveat to preclude dealings in respect of land where payment of rates or service charges imposed on that land is in arrears [s.6.64(3)].
Council Conditions on this Delegation:	~~a.~~ Comply with the Shire's adopted Policies and Procedures.
Express Power to Sub-Delegate:	*Local Government Act 1995:* s.5.44 CEO may delegate some powers and duties to other employees

~~1.2.29~~1.2.31 Recovery of Rates Debts - Actions to Take Possession of the Land

Delegator: *Power / Duty assigned in legislation to:*	Local Government
Express Power to Delegate: *Power that enables a delegation to be made*	*Local Government Act 1995:* s.5.42 Delegation of some powers or duties to the CEO s.5.43 Limitations on delegations to the CEO
Express Power or Duty Delegated:	*Local Government Act 1995*: s.6.64(1) & (3) Actions to be taken s.~~,~~6.69(2) Right to pay rates, service charges and costs, and stay proceedings s.6.71 Power to transfer land to Crown or local government s.6.74 Power to have land revested in Crown if rates in arrears 3 years
Delegate:	**Chief Executive Officer**
Function: *This is a precis only. Delegates must act with full understanding of the legislation and conditions relevant to this delegation.*	1. Authority to take possession of land and hold the land against a person having an estate or interest in the land where rates or service charges have remained unpaid for at least three years [s.6.64(1)], including: i. lease the land, or ii. sell the land; or where land is offered for sale and a contract of sale has not been entered into after 12 months: I. cause the land to be transferred to the Crown [s.6.71 and s.6.74]; or II. cause the land to be transferred to the Shire of Donnybrook Balingup [s.6.71]. ~~2. Authority to lodge (and withdraw) a caveat to preclude dealings in respect of land where payment of rates or service charges imposed on that land is in arrears [s.6.64(3)].~~ 2~~3~~. Authority to agree terms and conditions with a person having estate or interest in land and to accept payment of outstanding rates, service charges and costs within 7 days of and prior to the proposed sale [s.6.69(2)].
Council Conditions on this Delegation:	a. ~~a.~~ In accordance with s.6.68(3A), this delegation cannot be used where a decision relates to exercising a power of sale without having, within the previous 3-years attempted to recover the outstanding rates / charges through a court under s.6.56, as s.6.68(3A) requires that the reasons why court action has not been pursued must be recorded in Council Minutes. b. Exercise of this delegation must comply with the procedures set out in Schedule 6.3 of the *Local Government Act 1995.*
Express Power to Sub-Delegate:	*Local Government Act 1995:* s.5.44 CEO may delegate some powers and duties to other employees

2.1.4 Designate Employees as Authorised Persons

Delegator: *Power / Duty assigned in legislation to:*	Permit Authority (Local Government)
Express Power to Delegate: *Power that enables a delegation to be made*	*Building Act 2011:* s.127(1) & (3) Delegation: special permit authorities and local government
Express Power or Duty Delegated:	*Building Act 2011*: s.96(3) authorised persons s.99(3) Limitation on powers of authorised person
Delegate:	**Chief Executive Officer**
Function: *This is a precis only. Delegates must act with full understanding of the legislation and conditions relevant to this delegation.*	1. Authority to designate an employee as an authorised person [s.96(3)]. 2. Authority to revoke or vary a condition of designation as an authorised person or give written notice to an authorised person limiting powers that may be exercised by that person [s.99(3)].
Council Conditions on this Delegation:	a. Decisions under this delegated authority should be in accordance with r.5 of the Building Regulations 2012. b. NOTE: An *authorised person* for the purposes of sections 96(3) and 99(3) is not an *approved officer* or *authorised officer* for the purposes of Building Reg. 70.
Express Power to Sub-Delegate:	*Building Act 2011*: s.127(6A) Delegation: special permit authorities and local governments (powers of sub-delegation limited to CEO)

~~2.1.5~~2.1.6 Building Orders

Delegator: *Power / Duty assigned in legislation to:*	Permit Authority (Local Government)
Express Power to Delegate: *Power that enables a delegation to be made*	*Building Act 2011:* s.127(1) & (3) Delegation: special permit authorities and local government
Express Power or Duty Delegated:	*Building Act 2011*: s.110(1) A permit authority may make a building order s.111(1) Notice of proposed building order other than building order (emergency) s.117(1) and (2) A permit authority may revoke a building order or notify that it remains in effect s.118(2) and (3) Permit authority may give effect to building order if non-compliance s.133(1) A permit authority may commence a prosecution for an offence against this Act
Delegate:	**Chief Executive Officer**
Function: *This is a precis only. Delegates must act with full understanding of the legislation and conditions relevant to this delegation.*	1. Authority to make Building Orders in relation to: a. Building work b. Demolition work c. An existing building or incidental structure [s.110(1)]. 2. Authority to give notice of a proposed building order and consider submissions received in response and determine actions [s.111(1)(c)]. 3. Authority to revoke a building order [s.117]. 4. If there is non-compliance with a building order, authority to cause an authorised person to: a. take any action specified in the order; or b. commence or complete any work specified in the order; or c. if any specified action was required by the order to cease, to take such steps as are reasonable to cause the action to cease [s.118(2)]. 5. Authority to take court action to recover as a debt, reasonable costs and expense incurred in doing anything in regard to non-compliance with a building order [s.118(3)]. 6. Authority to ~~initiate a prosecution pursuant to section 133(1) for non-compliance with a building order made pursuant to section 110 of the *Building Act 2011*.~~authorise a person to commence a prosecution for an offence against the *Building Act 2011* [s.133(1)(b)].
Council Conditions on this Delegation:	Nil
Express Power to Sub-Delegate:	*Building Act 2011*:

	s.127(6A) Delegation: special permit authorities and local governments (powers of sub-delegation limited to CEO)

3.1.2 Prohibited Burning Times - Vary

Delegator: *Power / Duty assigned in legislation to:*	Local Government
Express Power to Delegate: *Power that enables a delegation to be made*	*Bush Fires Act 1954:* s.48 Delegation by local government s.17(10) Prohibited burning times may be declared by Minister (power of delegation to mayor or president and Chief Bush Fire Control Officer for ONLY powers under s.17(7) and (8))
Express Power or Duty Delegated:	*Bush Fires Act 1954:* s.17(7) Prohibited burning times may be declared by Minister *Bush Fire Regulations 1954:* r.15 Permit to burn (Act s.18), form of and apply for after refusal etc. r.38C Harvesters, power to prohibit use of on certain days in restricted or prohibited burning times r.39B Crop dusters etc., use of in restricted or prohibited burning times
Delegate:	**President and Chief Bush Fire Control Officer (jointly)**
Function: *This is a precis only. Delegates must act with full understanding of the legislation and conditions relevant to this delegation.*	1. Authority, where seasonal conditions warrant it, to determine a variation of the prohibited burning times, after consultation with an authorised CALM Act officer [s.17(7)].
Council Conditions on this Delegation:	a. Decisions under s.~~.~~17(7) must be undertaken jointly by both the President and the Chief Bush Fire Control Officer and must comply with the procedural requirements of s.17(7B) and (8).
Express Power to Sub-Delegate:	*Nil~~L~~ – Sub-delegation is prohibited by s.48(3)*

3.1.7 Firebreaks

Delegator: *Power / Duty assigned in legislation to:*	Local Government
Express Power to Delegate: *Power that enables a delegation to be made*	*Bush Fires Act 1954:* s.48 Delegation by local government
Express Power or Duty Delegated:	*Bush Fires Act 1954:* s.33 Local government may require occupier of land to plough or clear fire-breaks
Delegate:	**Chief Executive Officer**
Function: *This is a precis only. Delegates must act with full understanding of the legislation and conditions relevant to this delegation.*	1. Authority to give written notice to an owner or occupier of land or all owners or occupiers of land within the District, requiring~~, to the satisfaction of the Shire of Donnybrook Balingup~~: a. clearing of firebreaks as determined necessary and specified in the notice; and b. act in respect to anything which is on the land and is or is likely to be conducive to the outbreak of a bush fire or the spread or extension of a bush fire; and c. as a separate or coordinated action with any other person carry out similar actions [s.33(1)]. d. determine that these matters have been acted upon to the satisfaction of the Shire of Donnybrook Balingup. 2. Authority to direct a Bush Fire Control Officer or any other employee to enter onto the land of an owner or occupier to carry out the requisitions of the notice which have not been complied with [s.33(4)]. a. Authority to recover any costs and expenses incurred in doing the acts, matters or things required to carry out the requisitions of the notice [s.33(5)].
Council Conditions on this Delegation:	Nil
Express Power to Sub-Delegate:	*Nil~~L~~ – Sub-delegation is prohibited by s.48(3)*

3.1.11 Prosecution of Offences

Delegator: *Power / Duty assigned in legislation to:*	Local Government
Express Power to Delegate: *Power that enables a delegation to be made*	*Bush Fires Act 1954:* s.~~48 Delegation by local government~~59(3) Prosecution of offences
Express Power or Duty Delegated:	*Bush Fires Act 1954:* s.59 Prosecution of offences s.59A(2) Alternative procedure – infringement notices
Delegate:	**Chief Executive Officer** **Director Operations** **Manager Works and Services** **Senior Ranger** **Ranger**
Function: *This is a precis only. Delegates must act with full understanding of the legislation and conditions relevant to this delegation.*	1. Authority to institute and carry on proceedings against a person for an offence alleged to be committed against this Act [s.59]. 2. Authority to serve an infringement notice for an offence against this Act [s.59A(2)].
Council Conditions on this Delegation:	1. ~~Nil~~Section 59A Alternative Procedure – Infringement Notices of the Act must be complied with. 2. CEO authorised for both Functions 1 & 2. 3. Director Operations, Manager Works and Services, Senior Ranger and Ranger authorised for Function 2 (infringement notices) only.
Express Power to Sub-Delegate:	*Nil~~l~~ – Sub-delegation is prohibited by s.48(3)*

~~4.1.6~~4.1.7 Reduce or Waiver Registration Fee

Delegator: *Power / Duty assigned in legislation to:*	Local Government
Express Power to Delegate: *Power that enables a delegation to be made*	*Cat Act 2011:* s.44 Delegation by local government
Express Power or Duty Delegated:	*Cat Regulations 2012*: Schedule 3 Fees clause 1(4)
Delegate:	**Chief Executive Officer**
Function: *This is a precis only. Delegates must act with full understanding of the legislation and conditions relevant to this delegation.*	1. Authority to reduce or waiver a fee payable under Schedule 3 clauses (2) or (3) in respect to any individual cat.
Council Conditions on this Delegation:	This delegation does not provide authority to determine to reduce or waiver the fees payable in regard to any class of cat within the District. This matter requires a Council decision in accordance with s.6.16, 6.17 and 6.18 of the *Local Government Act 1995*.~~Nil~~
Express Power to Sub-Delegate:	*Cat Act 2011:* s.45 Delegation by CEO of local government

~~5.1.1~~5.1.2 Grant Exemption ~~for Exceeding Dog Number Limits~~as to Number of Dogs Kept at Premises

Delegator: *Power / Duty assigned in legislation to:*	Local Government
Express Power to Delegate: *Power that enables a delegation to be made*	*Dog Act 1976:* s.10AA Delegation of local government powers and duties
Express Power or Duty Delegated:	*Dog Act 1976*: s.26(3) Limitation as to numbers
Delegate:	**Chief Executive Officer**
Function: *This is a precis only. Delegates must act with full understanding of the legislation and conditions relevant to this delegation.*	1. Authority to ~~grant an exemption for the limit on the keeping of dogs in any specified area above the local law limitations.~~ approve, and determine conditions that apply to, an exemption as to the limit to the number of dogs that can be kept at a premises [s.26(3)].
Council Conditions on this Delegation:	a. The Chief Executive Officer may further delegate (sub-delegate) to employees which the CEO has determined as being suitably capable of fulfilling the powers and duties contained in this Delegation [s.10AA(3)]. b. Decisions under this delegation must comply with the relevant provisions of the Dog Act 1976 and the Shire of Donnybrook Balingup Dogs Local Law, including: • Consider and be satisfied that for any particular premises the provisions of the Dog Act 1976 relating to kennel establishments need not be applied in the circumstances [s.26(3)]. • Apply the provisions of s.26(4). c. Conditions that must be applied to an approved exemption, include: • Fencing at the premises must be adequate and maintained to prevent the dogs from leaving the premises, to the satisfaction of the CEO. • Registrations for each dog subject of the approved exemption must be current and maintained. • An exemption applies only to the dogs registered and listed in the approval and as such cannot be transferred to another dog. ~~a.~~d. Prior to granting an exemption the following must be undertaken: i. An application for exemption~~s~~ must be made and paid for by the applicant; ii. A Ranger must inspect the proposed property and be satisfied with the property being suitable for the management of the amount of proposed dogs; iii. Neighbour consultation must be undertaken, and any objections being received given due consideration;

	iv. The request not exceeding any of the maximum requirements outlined in the Act. v. Written advice from the Ranger received providing a recommendation and comment on any previous issues relating to the property or animals on the property.
Express Power to Sub-Delegate:	*Dog Act 1976:* s.10AA(3) Delegation of local government powers and duties (NOTE – sub-delegation only permitted where delegation to the CEO expressly authorises sub-delegation)

~~5.1.4~~5.1.5 Kennel Establishments

Delegator: *Power / Duty assigned in legislation to:*	Local Government
Express Power to Delegate: *Power that enables a delegation to be made*	*Dog Act 1976:* s.10AA Delegation of local government powers and duties
Express Power or Duty Delegated:	*Dog Act 1976*: s.27 Licensing of approved kennel establishments
Delegate:	**Chief Executive Officer**
Function: *This is a precis only. Delegates must act with full understanding of the legislation and conditions relevant to this delegation.*	1. Authority to grant, refuse to grant or cancel a kennel licence [s.27(4) and (6)].
Council Conditions on this Delegation:	a. ~~a.~~ The Chief Executive Officer may further delegate (sub-delegate) to employees which the CEO has determined as being suitably capable of fulfilling the powers and duties contained in this Delegation [s.10AA(3)]. b. Application processing and decisions made under this delegation are to comply with the Shire of Donnybrook Balingup Dogs Local Law (Consolidated 2017).
Express Power to Sub-Delegate:	*Dog Act 1976:* s.10AA(3) Delegation of local government powers and duties (NOTE – sub-delegation only permitted where delegation to the CEO expressly authorises sub-delegation).

6.1.5 Debt Recovery and Prosecutions

Delegator: *Power / Duty assigned in legislation to:*	Local Government
Express Power to Delegate: *Power that enables a delegation to be made*	*Food Act 2008:* s.118Functions of enforcement agencies and delegation (2)(b) Enforcement agency may delegate a function conferred on it (3) Delegation subject to conditions [s.119] and guidelines adopted [s.120] (4) Sub-delegation permissible only if expressly provided in regulations
Express Power or Duty Delegated:	*Food Act 2008*: s.54 Cost of destruction or disposal of forfeited item s.125 Institution of proceedings
Delegate:	**Chief Executive Officer** **Director Operations** **Principal Environmental Health Officer** **Environmental Health Officer**
Function: *This is a precis only. Delegates must act with full understanding of the legislation and conditions relevant to this delegation.*	1. Authority to recover costs incurred in connection with the lawful destruction or disposal of an item (seized) including any storage costs [s.54(1)] and the costs of any subsequent proceedings in a court of competent jurisdiction [s.54(3). 2. Authority to institute proceedings for an offence under the *Food Act 2008* [s.125].
Council Conditions on this Delegation:	a. ~~a.~~ In accordance with s.118(3)(b), this delegation is subject to relevant Department of Health CEO Guidelines, as amended from time to time. b. CEO to be informed prior to instituting legal action.
Express Power to Sub-Delegate:	Nil~~l~~ – Food Regulations 2009 do not provide for sub-delegation.

6.1.6 Abattoir Inspections and Fees

Delegator: *Power / Duty assigned in legislation to:*	Local Government
Express Power to Delegate: *Power that enables a delegation to be made*	*Food Act 2008:* s.118Functions of enforcement agencies and delegation (2)(b) Enforcement agency may delegate a function conferred on it (3) Delegation subject to conditions [s.119] and guidelines adopted [s.120] (4) Sub-delegation permissible only if expressly provided in regulations
Express Power or Duty Delegated:	*Food Regulations 2009*: r.43 Local government may require security r.45 Withdrawal of inspection services
Delegate:	**Chief Executive Officer** **Principal Environmental Health Officer** **Environmental Health Officer**
Function: *This is a precis only. Delegates must act with full understanding of the legislation and conditions relevant to this delegation.*	1. Authority, relevant to the payment of abattoir meat inspection fees under Food Regulation 41, to: i. require a person to provide security, ii. determine the form that security is to be provided, and iii. discharge a security held by the Shire of Donnybrook Balingup [r.43]. 2. Authority to give written notice and withdraw abattoir meat inspection services, pending payment of any fees due and payable [r.45].
Council Conditions on this Delegation:	a. In accordance with s.118(3)(b), this delegation is subject to relevant Department of Health CEO Guidelines, as amended from time to time.
Express Power to Sub-Delegate:	Nil~~l~~ – Food Regulations 2009 do not provide for sub-delegation.

6.1.7 Food Businesses List – Public Access

Delegator: *Power / Duty assigned in legislation to:*	Local Government
Express Power to Delegate: *Power that enables a delegation to be made*	*Food Act 2008:* s.118Functions of enforcement agencies and delegation (2)(b) Enforcement agency may delegate a function conferred on it (3) Delegation subject to conditions [s.119] and guidelines adopted [s.120] (4) Sub-delegation permissible only if expressly provided in regulations
Express Power or Duty Delegated:	*Food Act 2008*: r.51 Enforcement agency may make list of food
Delegate:	**Chief Executive Officer** **Principal Environmental Health Officer** **Environmental Health Officer**
Function: *This is a precis only. Delegates must act with full understanding of the legislation and conditions relevant to this delegation.*	1. Authority to decide to make a list of food businesses maintained under s.115(a) or (b) publicly available [r.51].
Council Conditions on this Delegation:	a. ~~a.~~ In accordance with s.118(3)(b), this delegation is subject to relevant Department ~~food act delegation~~of Health CEO Guidelines, as amended from time to time. b. All records being released must be reviewed by the FOI Coordinator.
Express Power to Sub-Delegate:	NIL – Food Regulations 2009 do not provide for sub-delegation.

8.1.2 Enforcement Agency Reports to the Chief Health Officer

Delegator: *Power / Duty assigned in legislation to:*	Enforcement Agency (means Local Government vide s.4 definition)
Express Power to Delegate: *Power that enables a delegation to be made*	*Public Health Act 2016:* s.21 Enforcement agency may delegate
Express Power or Duty Delegated:	*Public Health Act 2016* s.22 Reports by and about enforcement agencies
Delegate:	*NOTE s.21 provides that powers may only be delegated to the CEO **OR** an Authorised Officer designated under s.24.* ~~**Chief Executive Officer**~~ ~~**OR**~~ **Designated Authorised Officer – Principal Environmental Health Officer** ~~**Designated Authorised Officer – Environmental Health Officer**~~
Function: *This is a precis only. Delegates must act with full understanding of the legislation and conditions relevant to this delegation.*	1. Authority to prepare and provide to the Chief Health Officer, the Local Government's report on the performance of its functions under this Act and the performance of functions by persons employed or engaged by the Shire of Donnybrook Balingup [s.22(1)]. 2. Authority to prepare and provide to the Chief Health Officer, a report detailing any proceedings for an offence under this Act [s.22(2)].
Council Conditions on this Delegation:	a. Shire CEO to be provided with a copy of reports required under this delegated function prior to submission to the Chief Health Officer.~~Nil~~
Express Power to Sub-Delegate:	Nil – Unless a Regulation enacted under the Public Health Act 2016, specifically authorises a delegated power or duty of an enforcement agency to be further delegated [s.21(4)].

8.1.3 Designate Authorised Officers

Delegator: *Power / Duty assigned in legislation to:*	Enforcement Agency (means Local Government vide s.4 definition)
Express Power to Delegate: *Power that enables a delegation to be made*	*Public Health Act 2016:* s.21 Enforcement agency may delegate
Express Power or Duty Delegated:	*Public Health Act 2016* s.24(1) and (3) Designation of authorised officers
Delegate:	*NOTE s.21 provides that powers may only be delegated to the CEO **OR** an Authorised Officer designated under s.24.* **Chief Executive Officer** ~~**OR**~~ ~~**Designated Authorised Officer – Principal Environmental Health Officer**~~ ~~**OR**~~ ~~**Designated Authorised Officer – Environmental Health Officer**~~
Function: *This is a precis only. Delegates must act with full understanding of the legislation and conditions relevant to this delegation.*	1. Authority to designate a person or class of persons as authorised officers for the purposes of: i. The Public Health Act 2016 or other specified Act ii. Specified provisions of the Public Health Act 2016 or other specified Act iii. Provisions of the Public Health Act 2016 or another specified Act, other than the specified provisions of that Act. Including: a. an environmental health officer or environmental health officers as a class; OR b. a person who is not an environmental health officer or a class of persons who are not environmental health officers, OR c. a mixture of the two. [s.24(1) and (3)].
Council Conditions on this Delegation:	a. Subject to each person so appointed being; • Appropriately qualified and experienced [s.25(1)(a)]; and • Issued with a certificate, badge or identity card identifying the authorised officer [s.30 and 31]. b. A Register (list) of authorised officers is to be maintained in accordance with s.27.
Express Power to Sub-Delegate:	Nil – Unless a Regulation enacted under the Public Health Act 2016, specifically authorises a delegated power or duty of an enforcement agency to be further delegated [s.21(4)].

8.1.4 ~~Determine Compensation for~~Dealing with Seized Items

Delegator: *Power / Duty assigned in legislation to:*	Enforcement Agency (means Local Government vide s.4 definition)
Express Power to Delegate: *Power that enables a delegation to be made*	*Public Health Act 2016:* s.21 Enforcement agency may delegate
Express Power or Duty Delegated:	*Public Health Act 2016* s.260 Return of seized item s.262 Cost of destruction or disposal of forfeited items s.263 Return of forfeited items s.264 Compensation
Delegate:	*NOTE s.21 provides that powers may only be delegated to the CEO **OR** an Authorised Officer designated under s.24.* **Chief Executive Officer** ~~**OR**~~ ~~**Designated Authorised Officer – Principal Environmental Health Officer**~~ ~~**OR**~~ ~~**Designated Authorised Officer – Environmental Health Officer**~~
Function: *This is a precis only. Delegates must act with full understanding of the legislation and conditions relevant to this delegation.*	1. ~~1.~~ Authority to determine if no contravention of the Public Health Act 2016 has occurred and return seized items or forfeited items to the person from whom the items were seized or to any other person who is determined to be entitled to it [s.260 and 263]. 2. Authority to recover the cost of destruction or disposal of forfeited items [s.262]. 3. Authority, in response to an application for compensation, to determine compensation that is just and reasonable in relation to any item seized under Part 16 if there has been no contravention of the Act and the item cannot be returned or has in consequence of the seizure depreciated in value [s.264].
Council Conditions on this Delegation:	a. Compensation is limited to a maximum value of $500 with any proposal for compensation above this value to be referred for Council's determination.
Express Power to Sub-Delegate:	Nil – Unless a Regulation enacted under the Public Health Act 2016, specifically authorises a delegated power or duty of an enforcement agency to be further delegated [s.21(4)].

~~8.1.5~~8.1.6 Commence Proceedings

Delegator: *Power / Duty assigned in legislation to:*	Enforcement Agency (means Local Government vide s.4 definition)
Express Power to Delegate: *Power that enables a delegation to be made*	*Public Health Act 2016:* s.21 Enforcement agency may delegate
Express Power or Duty Delegated:	*Public Health Act 2016* s.280 Commencing Proceedings
Delegate:	*NOTE s.21 provides that powers may only be delegated to the CEO **OR** an Authorised Officer designated under s.24.* **Chief Executive Officer** ~~**OR**~~ ~~**Designated Authorised Officer – Principal Environmental Health Officer**~~ ~~**OR**~~ ~~**Designated Authorised Officer – Environmental Health Officer**~~
Function: *This is a precis only. Delegates must act with full understanding of the legislation and conditions relevant to this delegation.*	1. Authority to commence proceedings for an offence under the *Public Health Act 2016* [s.280].
Council Conditions on this Delegation:	Nil
Express Power to Sub-Delegate:	Nil – Unless a Regulation enacted under the Public Health Act 2016, specifically authorises a delegated power or duty of an enforcement agency to be further delegated [s.21(4)].

20.04.2023

Kylie Johns
19 Collins Street,
Donnybrook, WA 6239
Kljohns1119@gmail.com.au
0407958718

LEASE PROPOSAL FOR:
LOT 322,
Bently Street,
Donnybrook,WA 6239

To Whom it may concern,

The following is a proposal to lease the Building at the above mentioned address.

The proposal is made by Kylie Johns the Part Owner, operator and manager of Triple J Bjj that currently operates out 11 Collins Street Donnybrook, WA 6239.

Triple J Brazilian Jiu- Jitsu's proposal for lease is as follows:

1. Supply and install Security cameras at Lot 322 Bently Street, Donnybrook. (the security cameras will remain in place for the term of the lease)
2. Provide and install signage and fresh paint to the front of the building and the apron.(therefore improving on the current street frontage)
3. Engage the services of a concrete contractor to inspect, provide and if viable, install a concrete floor to the lean-too attached to the main building. Drainage to be addressed.
4. Supply materials and labour to make the current lean-too water tight and secure.
5. Supply materials and labour to make improvements to the interior of the main building, such as closing in the large opening between the main building and the lean-too in an appropriate manner - to be used for training area also), painting the internals of the front room - To be used for movement classes with Special needs.
6. Installations of Fans to the areas used with a possible future supply and installation of reverse cycle air conditioning to building.

In return for the above proposed improvements, Triple J Bjj would ask the following from the Donnybrook Shire:

1. Provide and Install a personal access door to the shed attached to the rear of the main building with an adjoining pathway to the town hall (so the Bathroom van be accessed)
2. Strongly consider supplying and installing a suitable alternative(for example Blue metal) to the current surface (gravel) at the front of the building.
3. Provide a safe way for children to access the shed at the rear of the main building, whether it be a walk way or closing off the side to car access.(with road works about

to commence on Collins street next month, it may be a good time to consider the access mention)
4. Provide a key to the main hall for the purpose of member using the toilets available there.
5. Provide the First 12months of the lease free in Lieu of works completed by Triple Jbjj.

The Proposed lease is as follows:
12months free in lieu of works
3 years there after at $500 inc GST per Month, Plus Outgoings.
Triple J to have first Right on extending the lease with a maximum increase to be capped at 20%. We NEED a Long Term HOME in Donnybrook to keep investing in the business.

Triple J Bjj proposes that the building be made available by the 1st of July to allow works to begin for opening on or after the 1st of October 2023.

The above mentioned lease will be for the purpose of running the Triple J Brazilian Jiu Jitsu business that is currently operating on Collins Street and has been operating in Donnybrook since 15th of December 2018.

The purpose of the business is to provide Professional Martial Arts and Fitness Classes to the community.
Classes consist of Children's classes aged 5 and Up, Adults classes, Women's Only Classes and specialist private classes to children with special needs.
The business already services over 50 Families and regularly brings visitors from outside the local area.

Hours will be regular, but at varying times of the day. For example the current hours of Business are as follows:

*Mon -	10.30am to 11am
	4.30pm to 8pm
*Tues -	6am to 8am
	4.30pm to 8pm
*Wed -	9.30am to 11.30am
	6pm to 7.30pm
*Thurs -	9am to 10am
	4.30pm to 8pm
*Fri -	6am to 7am
*sat -	8.30am to 10.30am

Interference to Surrounding businesses, community groups and residents is expected to be below minimal.

Noise is kept below minimal.

Parking is proposed to be on the street and in the two to three parking spaces in front of the Building. Parking required during office hours is minimal with many parents choosing to drop their children off at classes and leave, very similar to the dance classes that happen next door.

Triple J BJJ provides its own contents and Public liability insurance.

From: Christine Blow field [redacted]
Sent: Monday, May 8, 2023 10:37 AM
To: Emma Thomas <emma.thomas@donnybrook.wa.gov.au>
Subject: Re: SWSHA Kirup Oval use

Hello Emma,

Thank you for contacting me.

SWSHA has been on hold since Covid.
We are in discussions about re forming our committee and decided whether to continue or fold the organisation.

Can I keep you posted on our progress of our meetings.
It's hard to let you know what's happening until we meet and make some decisions.

Kind regards
Christine Blowfield

Sent from my iPhone

On 5 May 2023, at 11:47 am, Emma Thomas <emma.thomas@donnybrook.wa.gov.au> wrote:

Hi Christine,

I hope you are well. I've been given your details as a contact for the South West Show Horse Association.

We're currently going through leases and usage charges for different facilities in the Shire, and wanted to check whether the SWSHA were still utilising Kirup Oval.

If yes, it would be much appreciated if you could advise the current or proposed use, such as monthly.

Or if the association hasn't been accessing the oval and don't have any plans to in the near future, please let me know and we can update our files. If at any time though in the future the SWSHA would like to recommence use of the oval you can contact us and we can arrange the details through a lease agreement.

I'm happy to chat if you have any questions or would like to discuss ph: 9780 4230. I'm in the office on Tuesdays, Wednesdays and Fridays.

Thanks for your time.

Kind Regards,

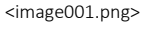

Emma Thomas
Governance Coordinator
(Office hours: Tuesday, Wednesday & Friday)

P: (08) 9780 4200 D: (08) 9780 4230
W: www.donnybrook-balingup.wa.gov.au
E: Emma.Thomas@donnybrook.wa.gov.au
1 Bentley Street, Donnybrook WA 6239
PO Box 94 Donnybrook WA 6239

<image002.png>
<image003.png>

<image004.png>

Our Vision:
A proud community enjoying our rural lifestyle, cultural heritage, and natural environment.

Think before you print! Please consider our environment before you print this email.

This email is private and confidential. If you are not the intended recipient, please advise us by return e-mail immediately, and delete the e-mail and any attachments without using or disclosing the contents in anyway. The views expressed in this email are those of the author, and do not represent those of the Shire of Donnybrook Balingup unless this is clearly indicated. You should scan this email and any attachments for viruses. The Shire of Donnybrook Balingup accepts no liability for any direct or indirect damage or loss resulting from the use of any attachments to this communication.

SHIRE OF DONNYBROOK / BALINGUP

TAX INVOICE

ABN: 88 470 935 824
SHIRE OFFICE:1 BENTLEY STREET
PO BOX 94, DONNYBROOK WA 6239
Telephone: (08) 9780 4200
Facsimile: (08) 9731 1677
Office Hours: Mon - Fri 8.30am - 4.00pm

INVOICE **20990**

SOUTH WEST SHOW HORSE ASSOCIATION
PO BOX 441
DONNYBROOK WA 6239

Debtor No: S21
Date Issued: 03/03/2022
Page: 1

DATE	CHARGE CODE	DESCRIPTION	AMOUNT
03/03/2022			
	0161	OTHER RESERVES - GROUNDS RENTAL ANNUAL LEASE OF RESERVE 10459 FOR 2021/22 1.00 @ 637.95 ea	637.95 *

* Local Govt. Charge $579.95 GST charge $58.00

The total price includes GST of $58.00

Payment is due within 7 days

TOTAL PAYABLE **$** **637.95**

POSTAL REMITTANCES: NO RECEIPT WILL BE ISSUED UNLESS THE NOTICE IS RETURNED INTACT WITH REMITTANCE

OFFICE COPY ONLY
IF NO RECEIPT IS REQUIRED, RETAIN TOP PORTION FOR YOUR RECORDS AND RETURN LOWER PORTION WITH REMITTANCE
OFFICIAL RECEIPT MUST BEAR IMPRINT OF CASH REGISTER TO BE VALID

SHIRE OF DONNYBROOK / BALINGUP
POST OFFICE BOX 94, DONNYBROOK, 6239

NAME SOUTH WEST SHOW HORSE ASSOCIATION
INVOICE NO 20990
DEBTOR NO. S21
AMOUNT 637.95

BPOINT Bill Payment

BILLER ID: **000093**
REF: **2000830155**

Telephone 1300 276 468 or visit www.donnybrook-balingup.wa.gov.au to pay by Mastercard or Visa.

iB PAY

BILLER CODE: **268581**
REF: **2000830155**

Shire of Donnybrook Balingup
PO Box 94
Donnybrook WA 6239
www.donnybrook-balingup.wa.gov.au
P: (08) 9780 4200
F: (08) 9731 1677
shire@donnybrook.wa.gov.au

LOCAL BUSINESS GRANTS

Many local businesses are faced with a variety of external pressures, on top of their day-to-day issues, which can restrict their growth and development. These include the on-going recovery from Covid, recruitment and retention problems, customers' changing needs and aspirations, the advancement of new technology.

The Shire is looking at a range of ways to support the local business community and one option is to create a small business grant fund. The provision of small business grants by Local Government is a popular way to support local businesses to grow and take that next step, thereby enhancing and developing the local economy.

The purpose of each business grant will be to support a local business to carry out an area of business they would not ordinarily be able to do. That may be expanding their business, tackling recruitment issues, opening up new income streams, providing a new service to the community, part of a larger project that attracts new investment to the area or other ways that benefit the local economy. Businesses would have to meet a set of criteria to be eligible to receive a grant and, given it would be a limited fund, undertake a competitive application process in order to be considered.

The total fund is $30,000 and although there is no upper or lower limit on the grants, each grant is likely to be around $2,000 to $5,000.

Suggested eligibility guidelines for the fund are as follows;

Eligible;

Must have an ABN

Must be a micro, small or medium business

Social enterprises

Businesses mainly operating within the Shire boundaries

Must have appropriate insurances and licenses.

Not eligible;

Charities

Community Organisations

Shire of Donnybrook Balingup
PO Box 94
Donnybrook WA 6239
www.donnybrook-balingup.wa.gov.au
P: (08) 9780 4200
F: (08) 9731 1677
shire@donnybrook.wa.gov.au

Individuals

Businesses mainly operating outside the Shire boundaries

CRITERIA

The types of projects that could be supported by a business grant are but not limited to;

Staff recruitment – innovative ways to recruit staff where usual methods have not been successful.

Staff retention – training and upskilling existing staff.

Business diversification – bringing new products to market, providing a new service, business expansion.

New business – a venture that will bring something new to the communities of Donnybrook Balingup

Items that won't be eligible for a business grant;

Business operating costs – wages, rent, utilities

Advertising and marketing

Consumables – food, stationary etc

Relocatable items – computers, coffee machines etc

Standard operating equipment – cash registers, EFTPOS facilities

Repairs and Maintenance

Items relating to the business that would ordinarily be funded in any case.

Retrospective costs.

Shire of Donnybrook Balingup
PO Box 94
Donnybrook WA 6239
www.donnybrook-balingup.wa.gov.au
P: (08) 9780 4200
F: (08) 9731 1677
shire@donnybrook.wa.gov.au

APPLICATION PROCESS

Businesses are requested to write/email the Principal Officer Economic Development in the first instance, with their request and business idea, setting out how it meets the grant criteria and grant funding amount requested. Applicants are strongly encouraged to show how their idea will have a positive economic impact on the local area.

The Principal Officer Economic Development will assess each application and may contact the application to discuss their idea, before making a decision.

The fund will be open until all funding has been allocated.

For further information or to make an application, please contact stuart.drummond@donnybrook.wa.gov.au