



Monthly Financial Reports

Management Statements

For the period ended
30th November 2016

Shire of Donnybrook-Balingup

Monthly Report to Council

TABLE OF CONTENTS

<u>FINANCIAL STATEMENTS</u>	Page
1) Graphical Presentation of Key Financial Data	2 - 6
2) Operating Statement (by Program)	7
3) Operating Statement (by Nature & Type)	8 - 11
4) Statement of Financial Activity	12
5) Variance Reports	13 - 15
6) Summary of Financial Activity - Cash	16 - 17
7) Notes - Financial Statement	18 - 27
8) Capital Works Program (Appendix A)	28 - 30
9) Works Costing Report	31 - 32
10) Asset Disposal Schedule	33
11) Schedule of Investments held	34
12) Spread of Investments	35
13) Summary of Bank Reconciliation	36
14) Percentage of Rates Collected to Date	37

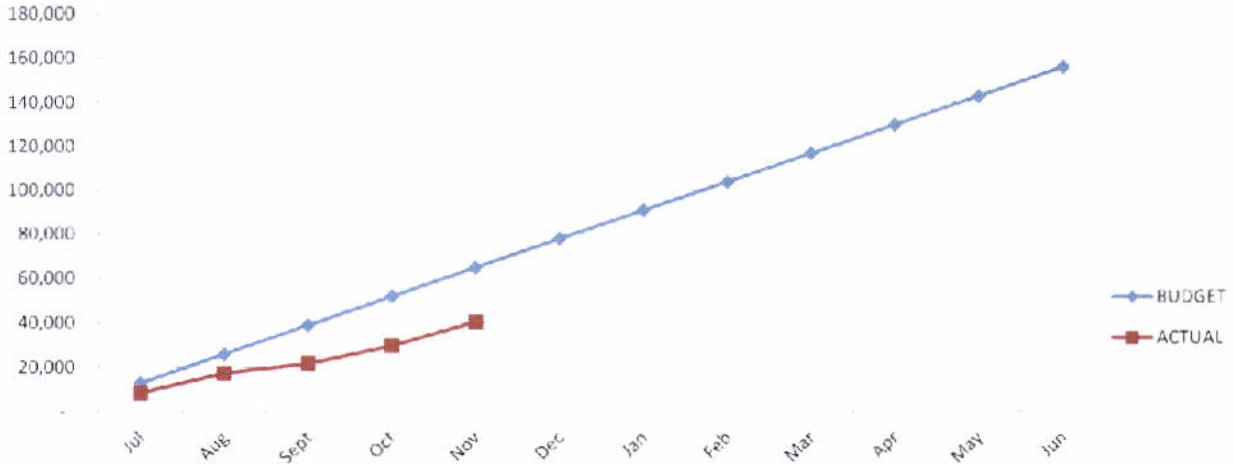
Shire of Donnybrook / Balingup
Graphical Presentation of Key Financial Data
For Period ended 30th November 2016

*** Cash & Investments**

As at reporting date total interest earnings on Shire Municipal and Reserve Funds are:

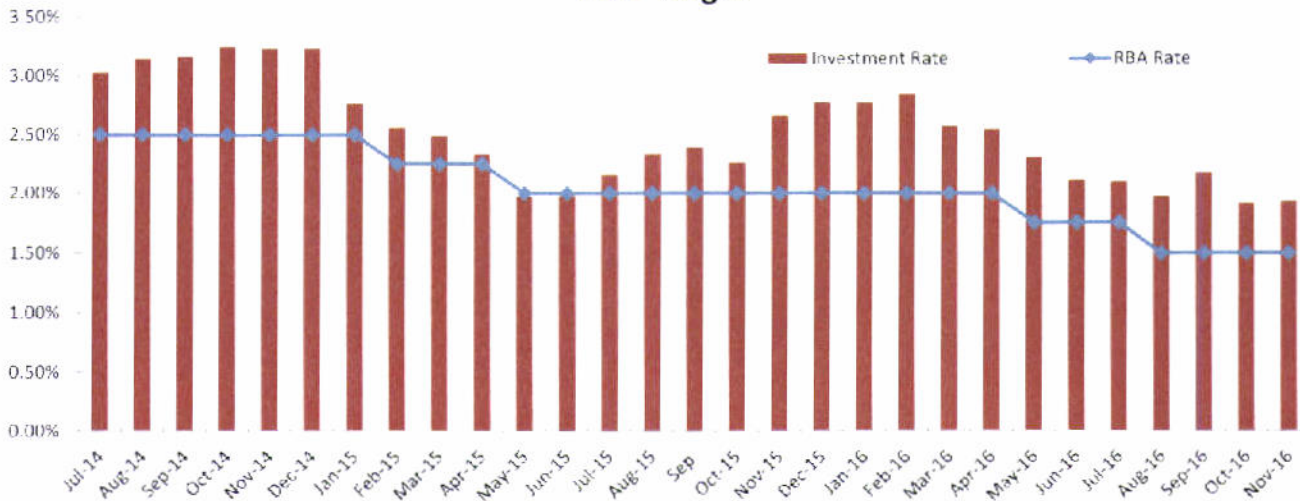
	YTD Actual	YTD Budget
Municipal Fund	\$ 87	\$ 27,085
Reserve Fund:	\$ 40,274	\$ 37,720
	\$ 40,362	\$ 64,805

Interest Earned on Investments



The following graph compares the Shire's interest rate earned on investments against the Reserve Bank's reference rate. Council has continued to maintain a return above the RBA cash target rate

Investment Interest Rate on Cash vs Reserve Bank of Australia Cash Rate Target



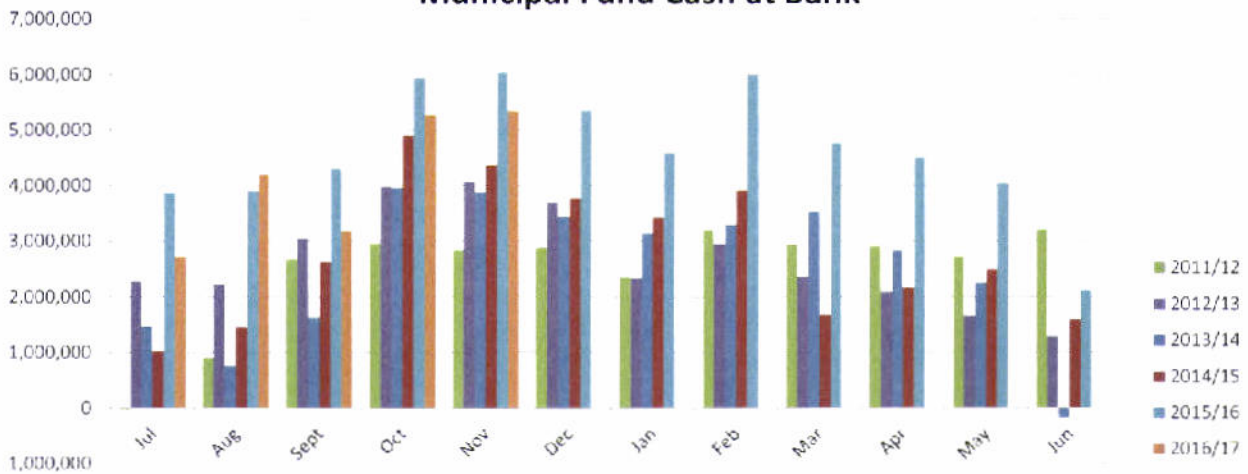
Shire of Donnybrook / Balingup
Graphical Presentation of Key Financial Data
For Period ended 30th November 2016

* **Cash & Investments**

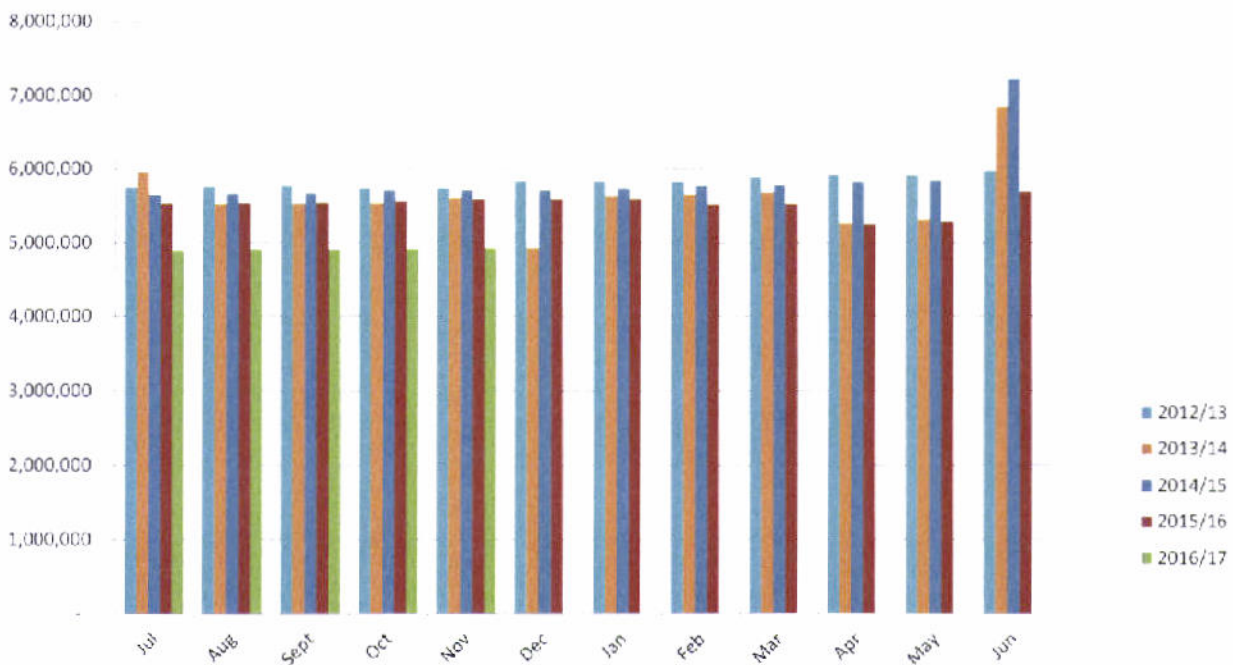
As at reporting date, the Shire's Municipal Bank fund shows a reconciled balance of \$5,344,217.61. This includes investments held by the Shire of \$4,013,880.35

Municipal Investment Funds total	\$	4,013,880
Restricted Funds total	\$	-
Municipal Fund Cash at Bank total	\$	1,261,435
Reserve Funds Cash at Bank	\$	4,927,907
	\$	10,203,222

Municipal Fund Cash at Bank

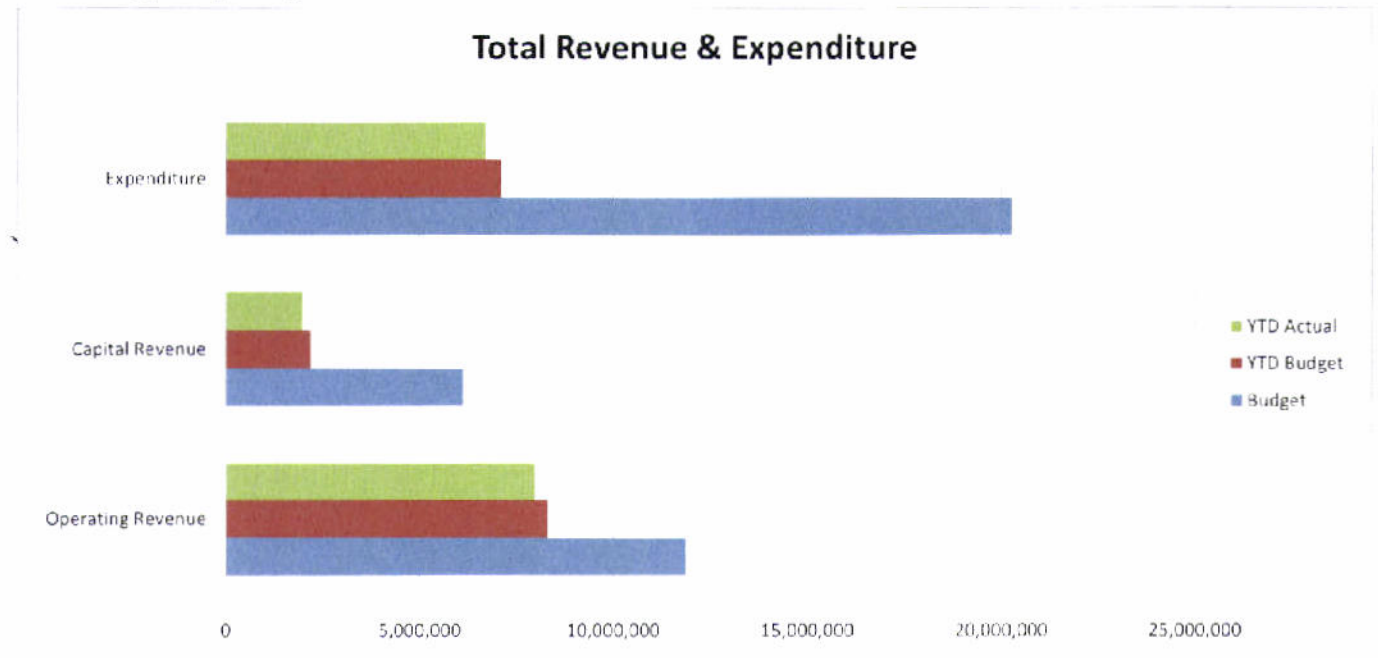


Reserve Funds Cash at Bank



Shire of Donnybrook / Balingup
Graphical Presentation of Key Financial Data
For Period ended 30th November 2016

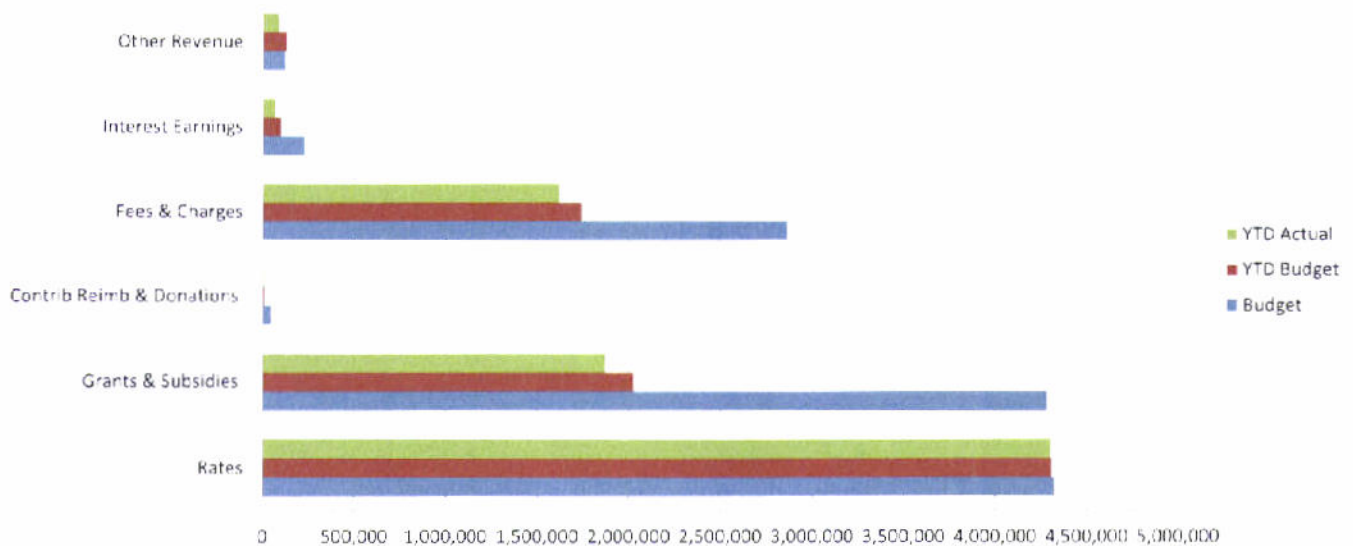
* **Nature & Type Reporting**



Total Revenue & Expenditure	Budget	YTD Budget	YTD Actual
Operating Revenue	11,879,801	8,326,630	7,975,349
Capital Revenue	6,135,684	2,204,150	2,008,494
Expenditure	20,271,448	7,126,684	6,702,506

A further detailed analysis of total operating revenue, capital revenue and expenditures is provided via the various nature and type subsections listed below:

Operating Revenue by Nature & Type

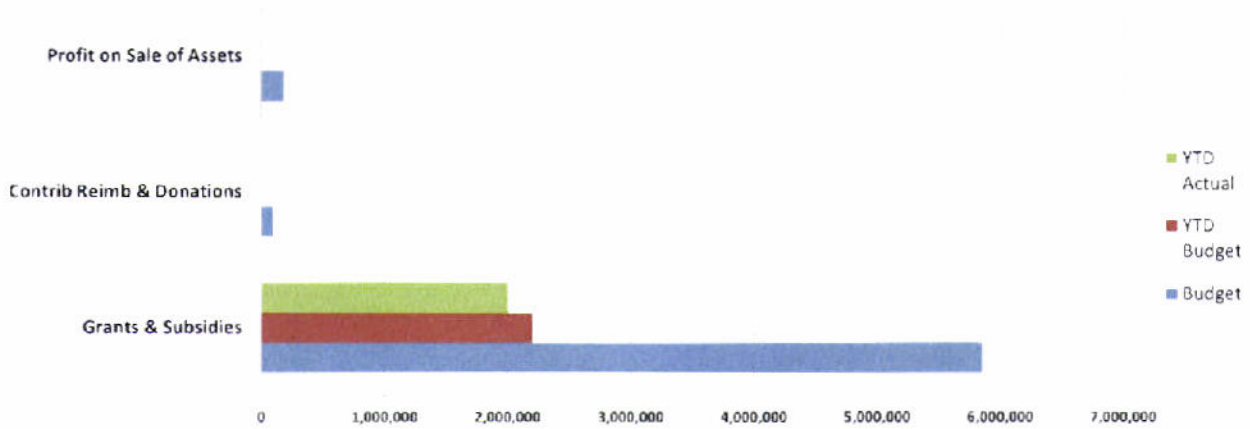


Operating Revenue by Nature & Type	Budget	YTD Budget	YTD Actual	YTD Variance
Rates	4,323,509	4,310,094	4,305,409	-0.11
Grants & Subsidies	4,287,042	2,028,700	1,875,028	-7.57
Contrib Reimb & Donations	46,850	11,617	11,030	-5.05
Fees & Charges	2,867,627	1,742,045	1,620,660	-6.97
Interest Earnings	229,530	102,694	69,913	-31.92
Other Revenue	125,243	131,480	93,308	-29.03
Total	11,879,801	8,326,630	7,975,349	

Shire of Donnybrook / Balingup
Graphical Presentation of Key Financial Data
For Period ended 30th November 2016

Nature & Type Reporting (continued)

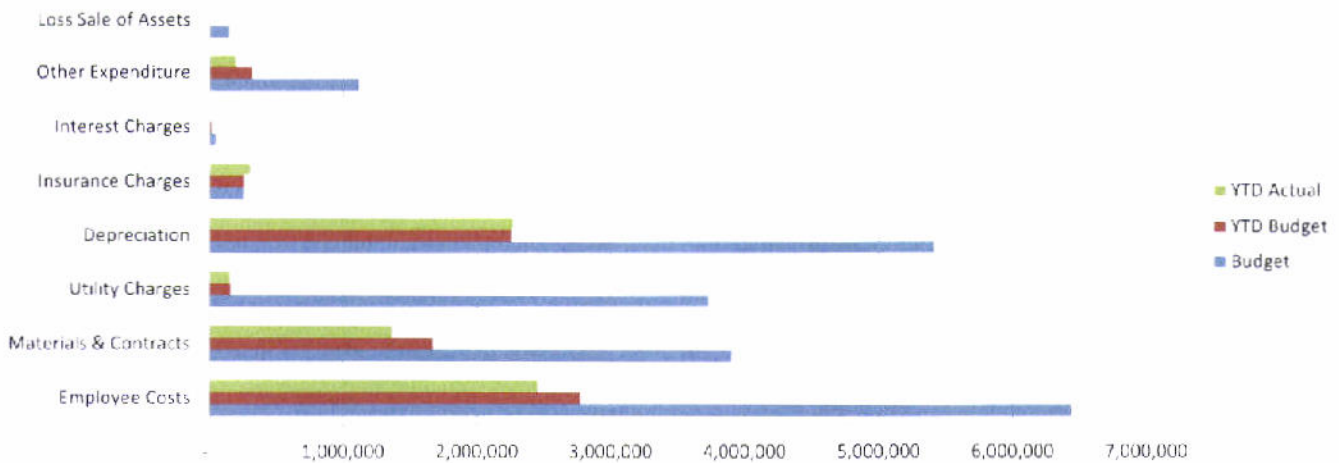
Capital Revenue by Nature & Type



Capital Revenue by Nature and Type

	Budget	YTD Budget	YTD Actual	YTD Variance
Grants & Subsidies	5,858,484	2,204,150	2,006,200	-8.98
Contrib Reimb & Donations	100,000	0	0	
Profit on Sale of Assets	177,200	0	2,295	
Total	6,135,684	2,204,150	2,008,494	

Expenditures by Nature & Type



Expenditures by Nature and Type

	Budget	YTD Budget	YTD Actual	YTD Variance
Employee costs	6,443,931	2,776,010	2,460,505	-11.37
Materials and contracts	3,909,213	1,671,299	1,366,846	-18.22
Utility charges	3,733,258	157,995	158,146	0.10
Depreciation on Non Current Assets	5,418,192	2,257,580	2,272,067	0.64
Insurance charges	261,167	261,153	308,571	18.16
Interest charges	45,328	14,718	11,808	-19.77
Loss on sale of asset	148,164	-	8,734	-36.79
Other expenditure	1,118,451	323,884	204,723	-36.79
TOTAL	21,077,704	7,462,639	6,791,400	