

Attachments to Agenda

Ordinary Council Meeting

To be held on
Wednesday, 27th April 2016 at 5.00pm



Monthly
Financial Reports
Management Statements

For the period ended
31st March 2016

Shire of Donnybrook-Balingup

Monthly Report to Council

TABLE OF CONTENTS

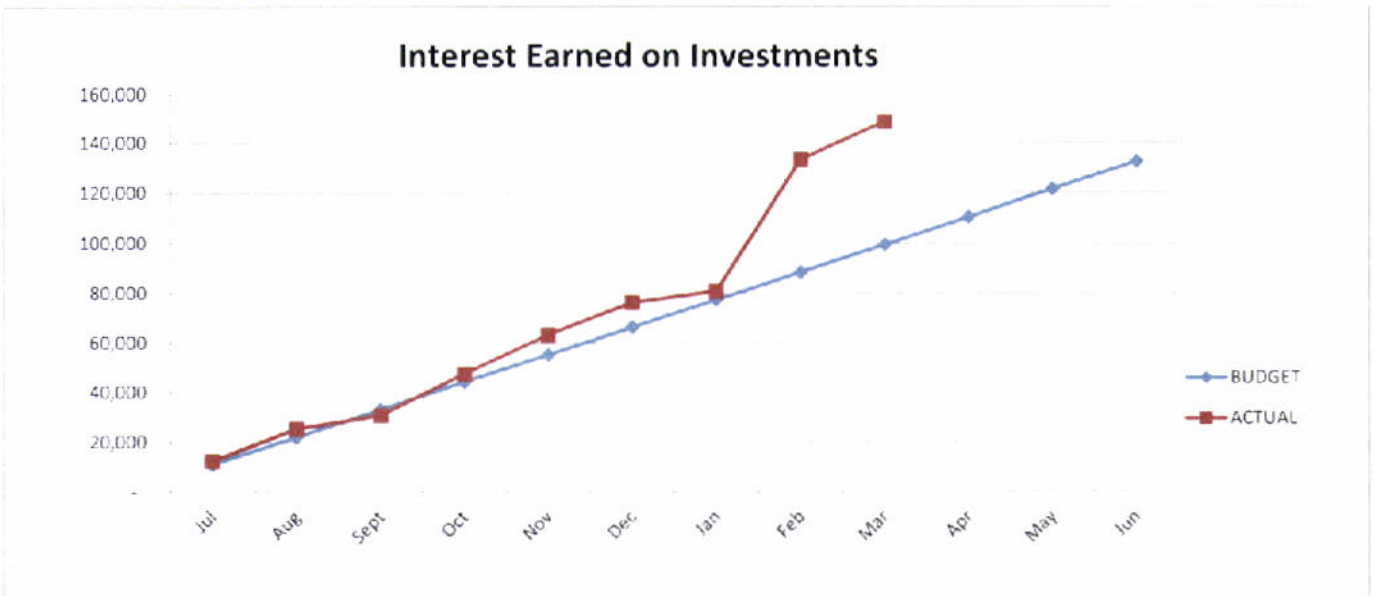
<u>FINANCIAL STATEMENTS</u>	Page
1) Graphical Presentation of Key Financial Data	2 - 6
2) Operating Statement (by Program)	7
3) Operating Statement (by Nature & Type)	8 - 11
4) Statement of Financial Activity	12
5) Variance Reports	13 - 15
6) Summary of Financial Activity - Cash	16 - 17
7) Notes - Financial Statement	18 - 27
8) Capital Works Program (Appendix A)	28 - 30
9) Works Costing Report	31 - 32
10) Asset Disposal Schedule	33
11) Schedule of Investments held	34
12) Spread of Investments	35
13) Summary of Bank Reconciliation	36
14) Percentage of Rates Collected to Date	37

**Shire of Donnybrook / Balingup
Graphical Presentation of Key Financial Data
For Period ended 31st March 2016**

* **Cash & Investments**

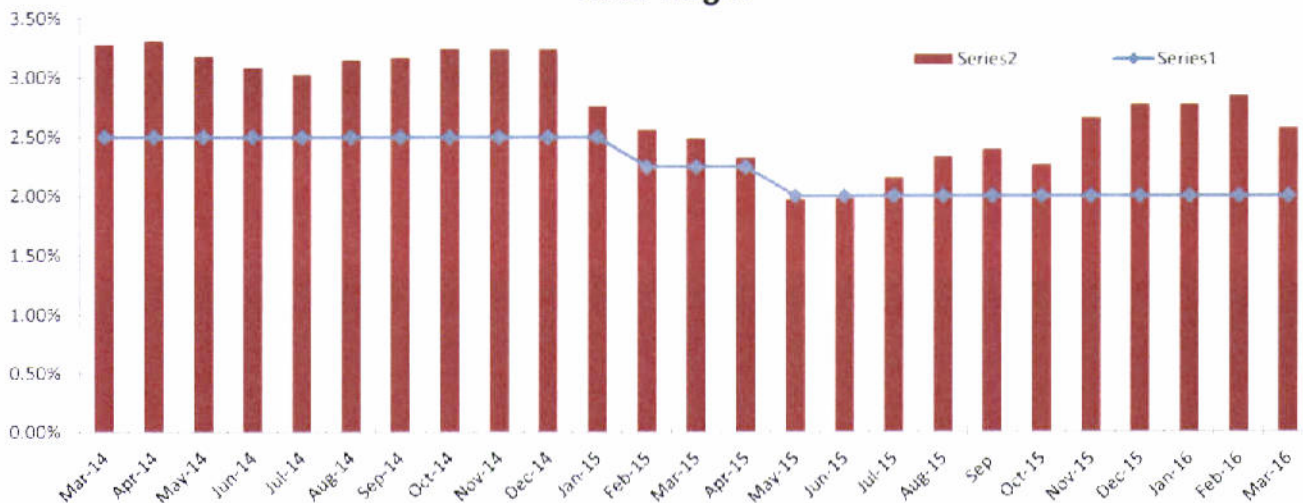
As at reporting date total interest earnings on Shire Municipal and Reserve Funds are:

	YTD Actual	YTD Budget
Municipal Fund:	\$ 37,598	\$ 33,336
Reserve Fund:	\$ 95,933	\$ 55,080
	\$ 133,530	\$ 88,416



The following graph compares the Shire's interest rate earned on investments against the Reserve Bank's reference rate. Council has continued to maintain a return above the RBA cash target rate.

Investment Interest Rate on Cash vs Reserve Bank of Australia Cash Rate Target

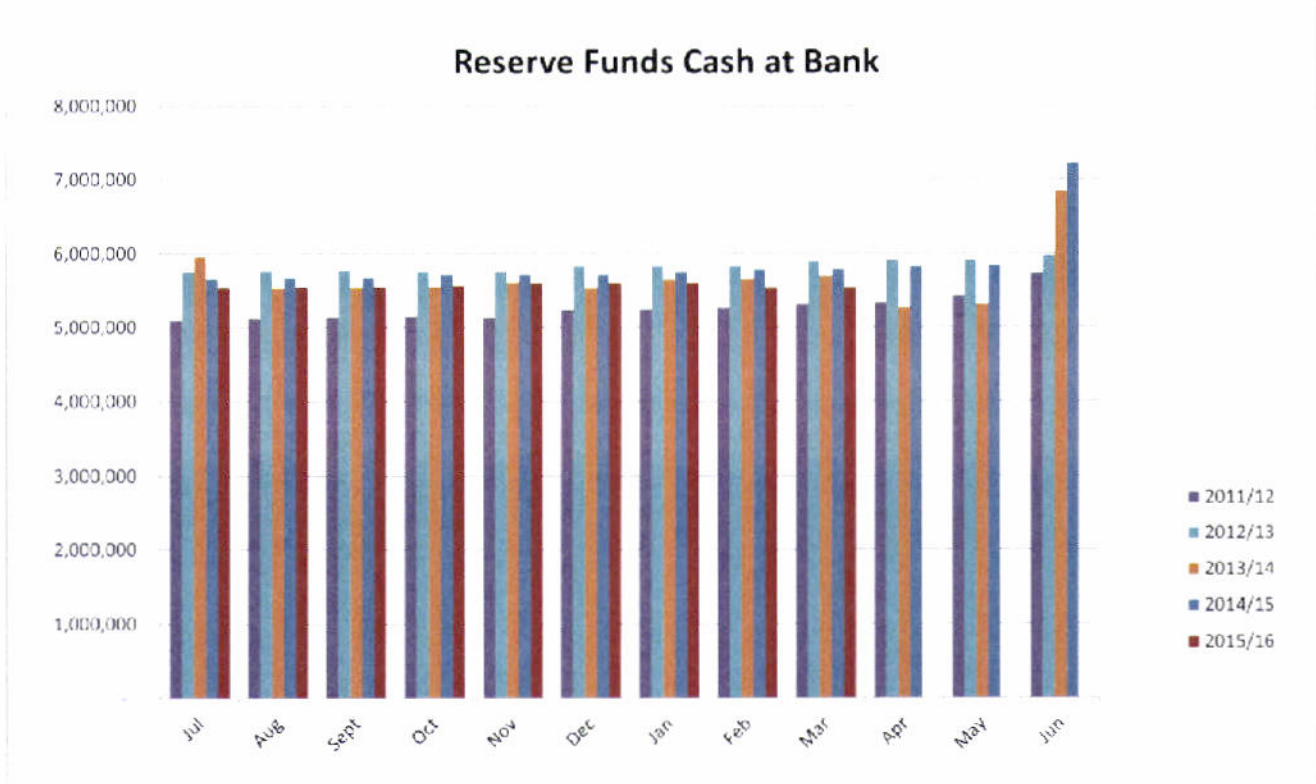
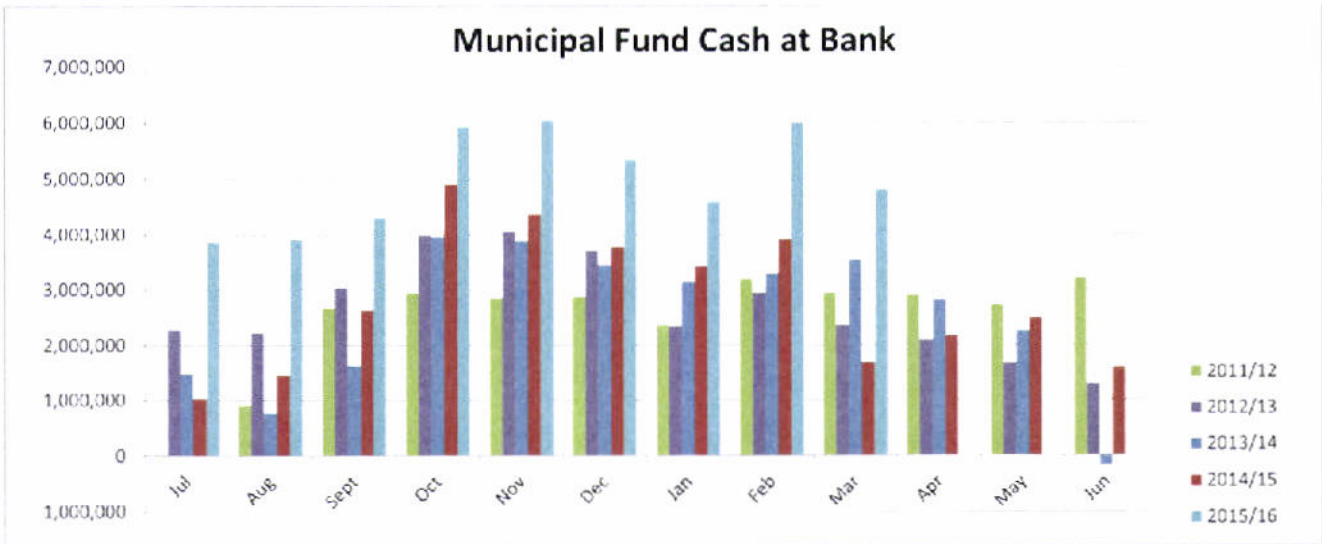


**Shire of Donnybrook / Balingup
Graphical Presentation of Key Financial Data
For Period ended 31st March 2016**

*** Cash & Investments**

As at reporting date, the Shire's Municipal Bank fund shows a reconciled balance of \$4,809,663
This includes investments held by the Shire totalling \$4,049,050

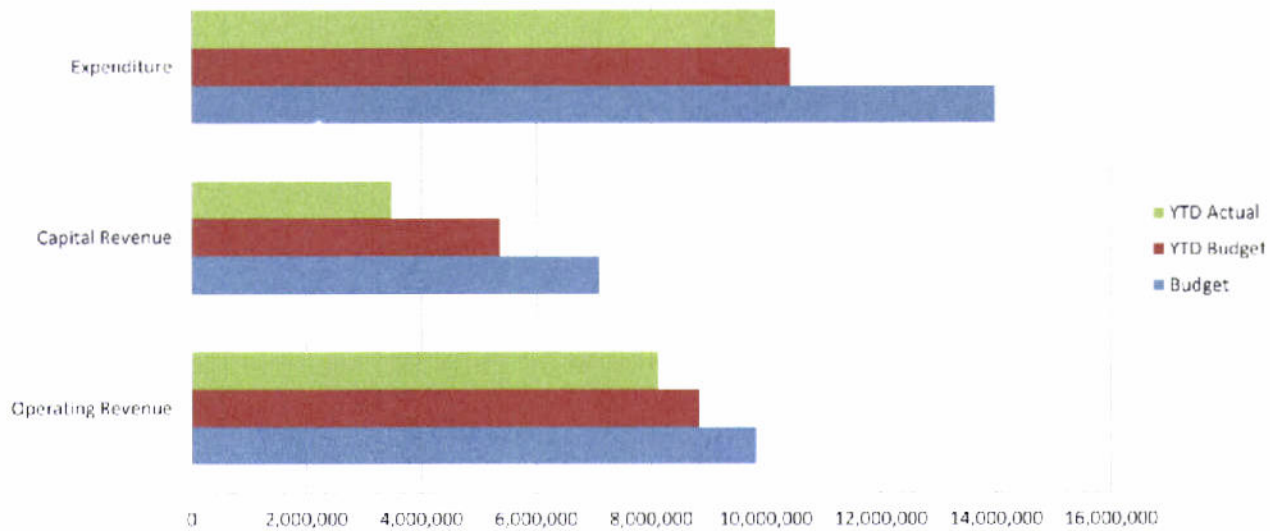
Municipal Investment Funds total	\$	4,049,050
Restricted Funds total	\$	-
 Municipal Fund Cash at Bank total	\$	736,980
Reserve Funds Cash at Bank	\$	5,532,214
	\$	10,318,244



Shire of Donnybrook / Balingup
Graphical Presentation of Key Financial Data
For Period ended 31st March 2016

Nature & Type Reporting

Total Revenue & Expenditure

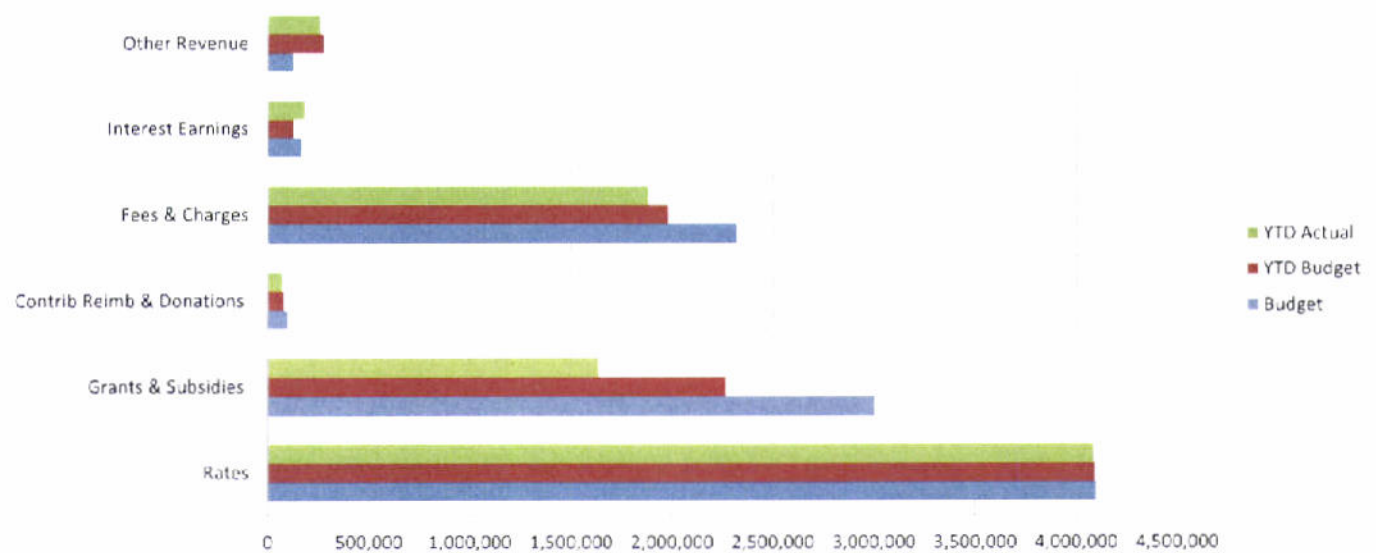


Total Revenue & Expenditure

	Budget	YTD Budget	YTD Actual
Operating Revenue	9,826,918	8,836,156	8,133,935
Capital Revenue	7,104,671	5,375,947	3,489,621
Expenditure	13,977,011	10,424,412	10,183,573

A further detailed analysis of total operating revenue, capital revenue and expenditures is provided via the various nature and type subsections listed below:

Operating Revenue by Nature & Type



Operating Revenue by Nature & Type

	Budget	YTD Budget	YTD Actual	YTD Variance
Rates	4,097,543	4,093,296	4,089,223	-0.10
Grants & Subsidies	3,005,625	2,267,894	1,639,362	-27.71
Contrib Reimb & Donations	101,281	81,154	70,878	-12.66
Fees & Charges	2,325,184	1,983,855	1,887,052	-4.88
Interest Earnings	170,115	130,789	182,639	39.64
Other Revenue	127,170	279,168	264,781	-5.15
Total	9,826,918	8,836,156	8,133,935	